



US00D774735S

(12) **United States Design Patent**  
**Grymes**

(10) **Patent No.:** **US D774,735 S**

(45) **Date of Patent:** **\*\* Dec. 27, 2016**

(54) **FLIP FLOP**

(71) Applicant: **Arthur J. Grymes**, Vero Beach, FL  
(US)

(72) Inventor: **Arthur J. Grymes**, Vero Beach, FL  
(US)

(\*\*) Term: **15 Years**

(21) Appl. No.: **29/546,799**

(22) Filed: **Nov. 25, 2015**

(51) **LOC (10) Cl.** ..... **02-04**

(52) **U.S. Cl.**  
USPC ..... **D2/917**

(58) **Field of Classification Search**  
USPC ..... D2/896-898, 902, 906, 916-919, 945,  
D2/961  
CPC ..... A43B 13/38; A43B 17/00; A43B 5/08;  
A43B 3/10  
See application file for complete search history.

(56) **References Cited**

**U.S. PATENT DOCUMENTS**

D187,781 S \* 5/1960 Hayakawa ..... 36/11.5  
D478,713 S \* 8/2003 Scheurer ..... D2/917

D483,930 S \* 12/2003 Scheurer ..... D2/917  
D506,304 S \* 6/2005 Chiang ..... D2/917  
D540,516 S \* 4/2007 Weitzman ..... D2/951  
D549,933 S \* 9/2007 Anderson ..... D2/916  
D640,451 S \* 6/2011 Chang ..... D2/917  
D681,318 S \* 5/2013 Ike ..... D2/917

\* cited by examiner

*Primary Examiner* — Ian Simmons

*Assistant Examiner* — Rashida C Walshon

(74) *Attorney, Agent, or Firm* — Sinorica LLC


(57) **CLAIM**

The ornamental design for a flip flop, as shown and described.

**DESCRIPTION**

FIG. 1 is a front elevational view of a flip flop showing my new design;  
FIG. 2 is a right side elevational view thereof;  
FIG. 3 is a rear elevational view thereof;  
FIG. 4 is a left side elevational view thereof;  
FIG. 5 is a top plan view thereof;  
FIG. 6 is a bottom plan view thereof;  
FIG. 7 is a front-left perspective view thereof;  
FIG. 8 is a rear-left perspective view thereof;  
FIG. 9 is a front-right perspective view thereof; and,  
FIG. 10 is a rear-right perspective view thereof.

**1 Claim, 10 Drawing Sheets**






FIG. 1




FIG. 2




FIG. 3




FIG. 4




FIG. 5




FIG. 6




FIG. 7



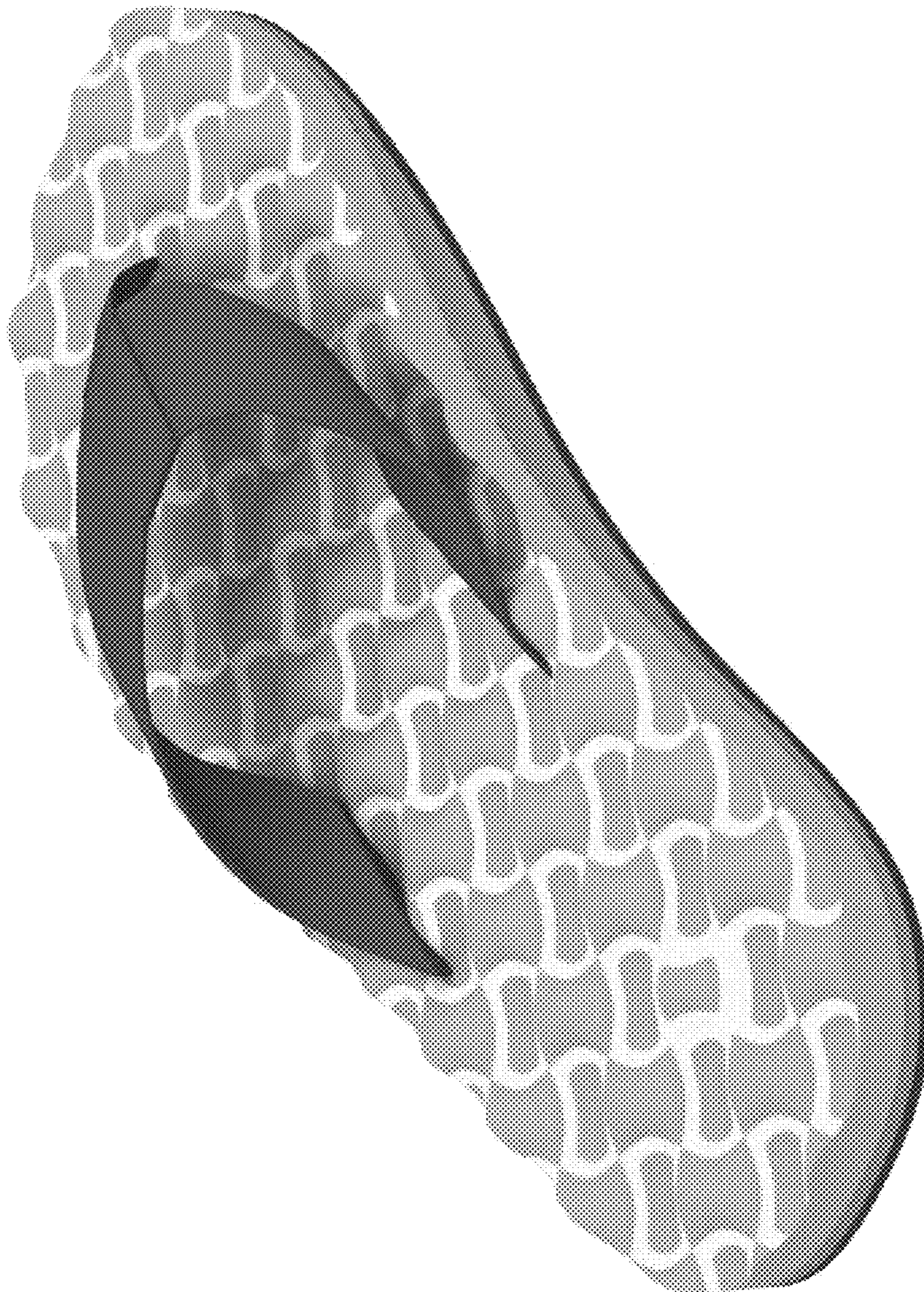


FIG. 8

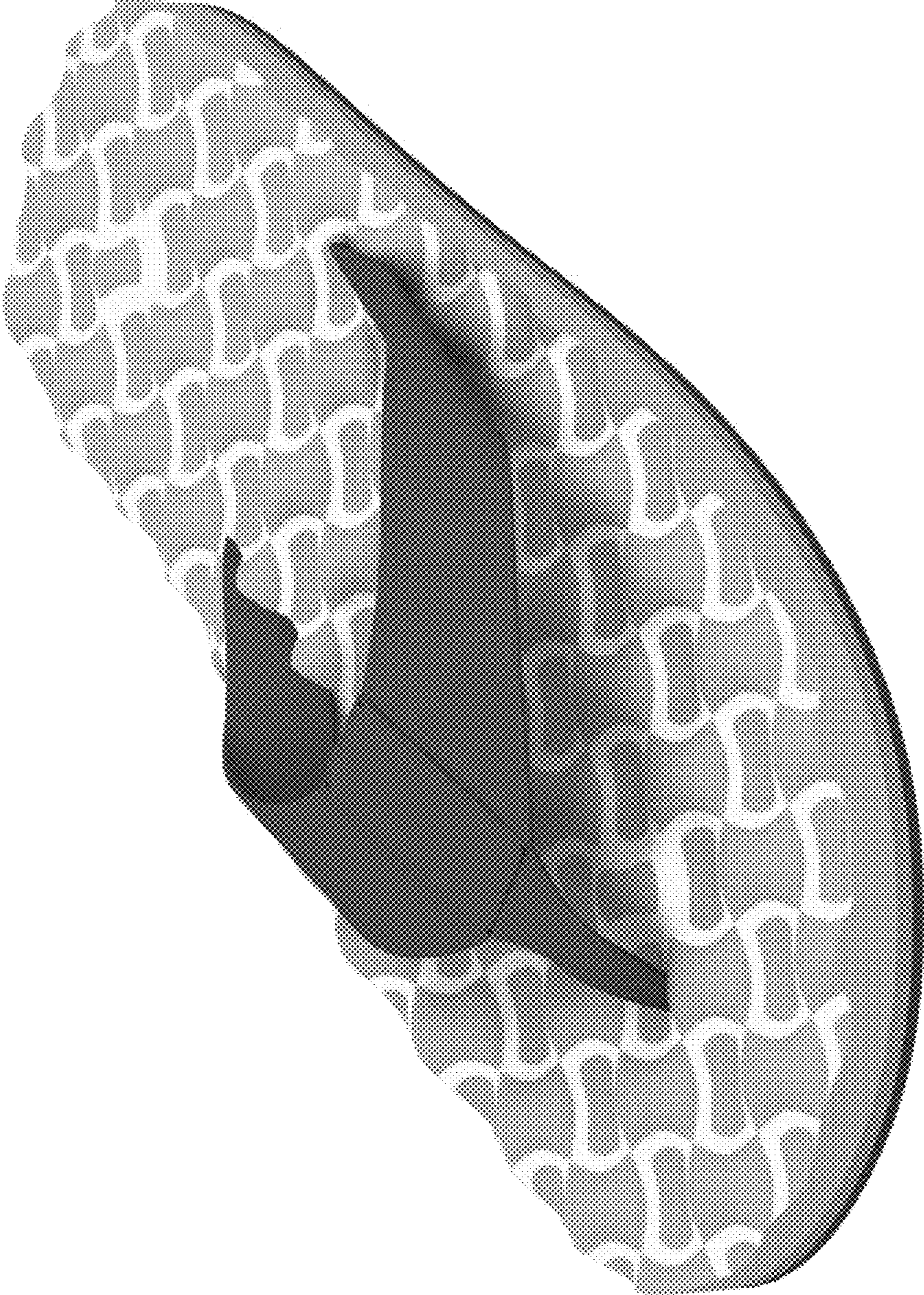


FIG. 9

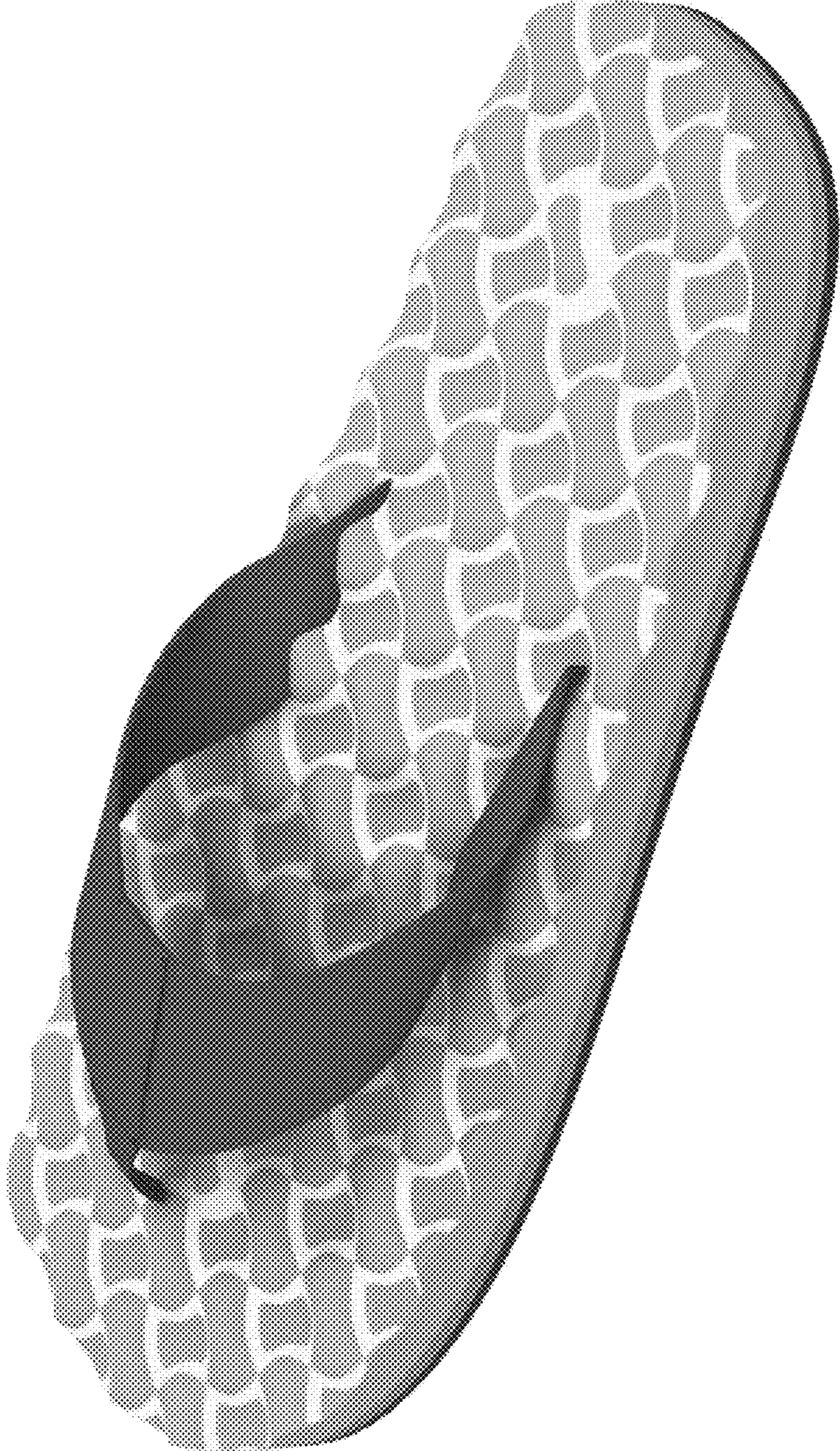


FIG. 10