



US00D774717S

(12) **United States Design Patent**  
**Choi et al.**

(10) **Patent No.:** **US D774,717 S**

(45) **Date of Patent:** **\*\* Dec. 20, 2016**

(54) **ROBOT CLEANER**

(71) Applicant: **Samsung Electronics Co., Ltd.**,  
Suwon-si, Gyeonggi-do (KR)

(72) Inventors: **Hyoungsub Choi**, Goyang-si (KR);  
**Byeongsoo Kim**, Seoul (KR)

(73) Assignee: **SAMSUNG ELECTRONICS CO., LTD.**,  
Suwon-Si, Gyeonggi-Do (KR)

(\*\*) Term: **15 Years**

(21) Appl. No.: **29/543,381**

(22) Filed: **Oct. 23, 2015**

(30) **Foreign Application Priority Data**

Apr. 24, 2015 (KR) ..... 30-2015-0021074

(51) **LOC (10) Cl.** ..... **15-05**

(52) **U.S. Cl.**  
USPC ..... **D32/21**

(58) **Field of Classification Search**  
USPC ..... D32/18, 21-24, 31  
CPC ..... A47L 9/16; A47L 9/20; A47L 9/1683;  
A47L 9/1666; A47L 9/1608; A47L  
9/2857; A47L 9/2842; A47L  
9/2836; A47L 9/2847; A47L  
9/2852; A47L 5/28; A47L 7/0038; G06N  
3/008; E04H 4/1654

See application file for complete search history.

(56) **References Cited**

**U.S. PATENT DOCUMENTS**

D596,815 S \* 7/2009 Baek ..... D32/21  
D665,547 S \* 8/2012 Nam ..... D32/21  
D669,235 S \* 10/2012 Bassett ..... D32/21  
D670,877 S \* 11/2012 Geringer ..... D32/21  
D690,478 S \* 9/2013 Li ..... D32/21  
D691,337 S \* 10/2013 Kim ..... D32/21

D703,397 S \* 4/2014 Sungkyung ..... D32/21  
D704,400 S \* 5/2014 Shin ..... D32/21  
D714,002 S \* 9/2014 Casini ..... D32/21  
D714,003 S \* 9/2014 Casini ..... D32/21  
D715,504 S \* 10/2014 Deoksang ..... D32/21  
D743,645 S \* 11/2015 Lee ..... D32/21

**FOREIGN PATENT DOCUMENTS**

KR 30-0454937 7/2007  
KR 30-0539774 9/2009  
KR 30-0633132 3/2012

**OTHER PUBLICATIONS**

Korean Design Registration No. 30-0454937 English Translation.  
Korean Design Registration No. 30-0539774 English Translation.  
Korean Design Registration No. 30-0633132 English Translation.

\* cited by examiner

*Primary Examiner* — Ruth McInroy

(74) *Attorney, Agent, or Firm* — Ladas & Parry LLP

(57) **CLAIM**

We claim the ornamental design for a robot cleaner, as shown and described.

**DESCRIPTION**

FIG. 1 is a perspective view of a robot cleaner showing our new design.

FIG. 2 is a front view thereof;

FIG. 3 is a rear view thereof;

FIG. 4 is a left-side view thereof;

FIG. 5 is a right-side view thereof;

FIG. 6 is a top view thereof; and,

FIG. 7 is a bottom view thereof.

The broken lines illustrating portions of the robot cleaner are for environmental purposes only and form no part of the claimed design.

**1 Claim, 7 Drawing Sheets**

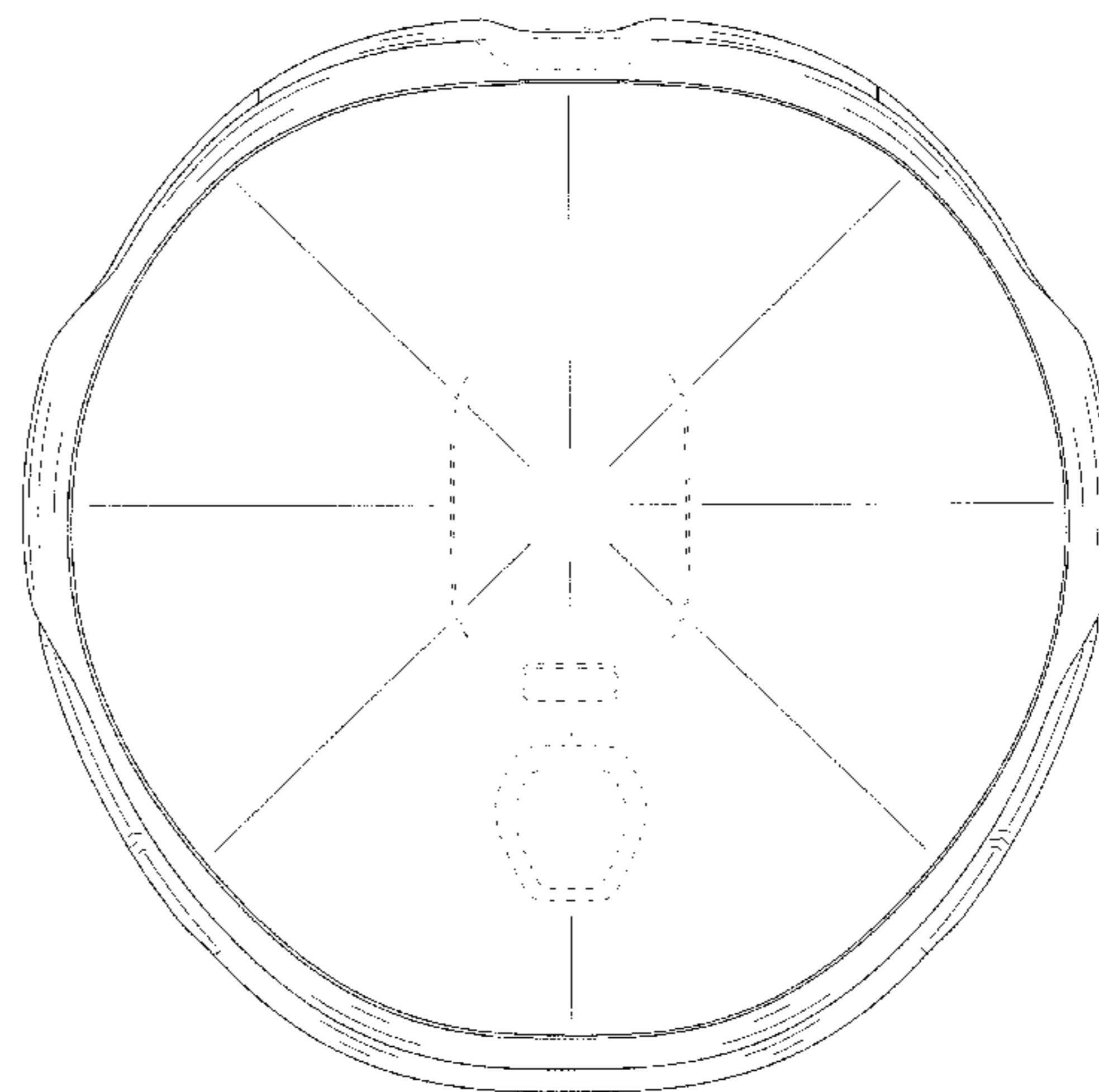
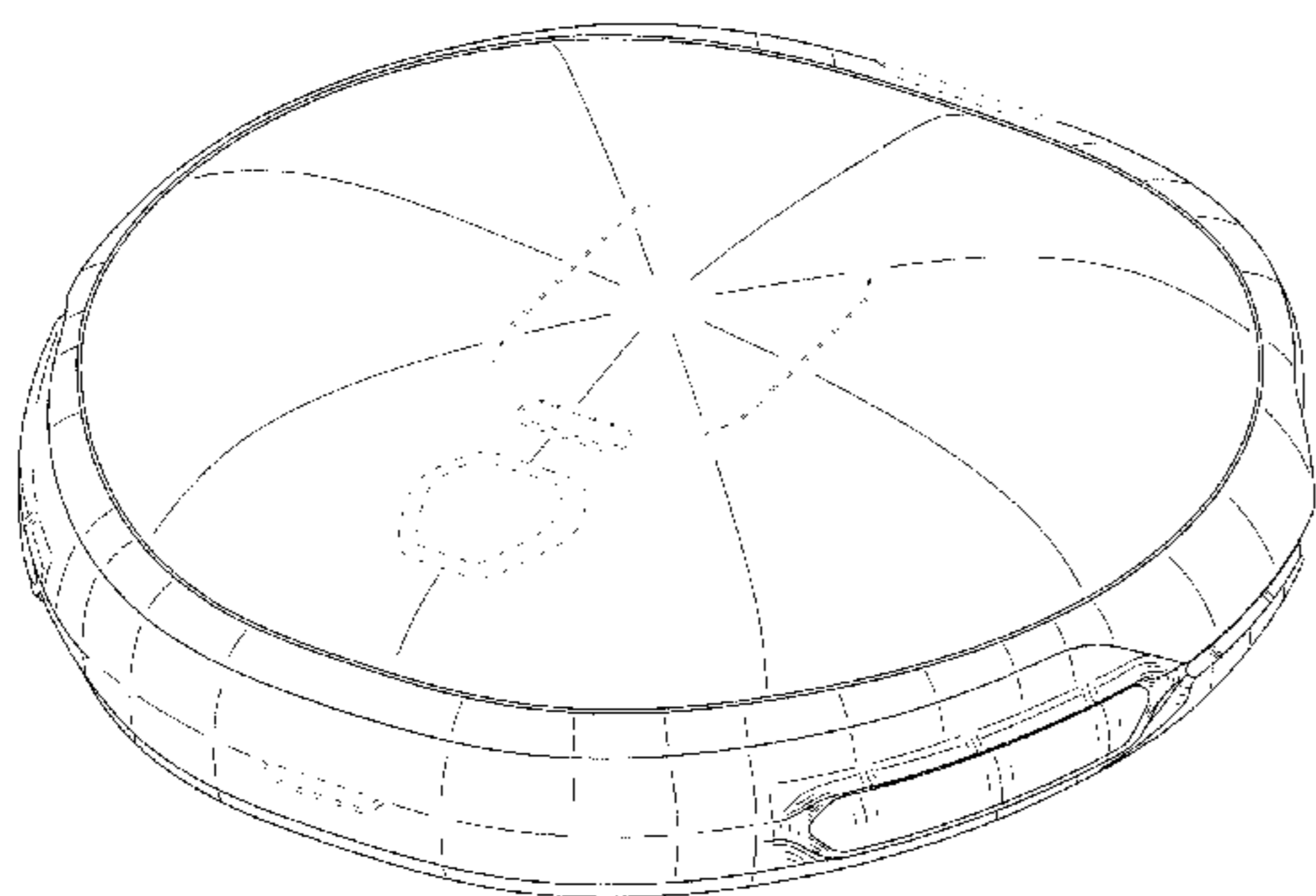


FIG. 1

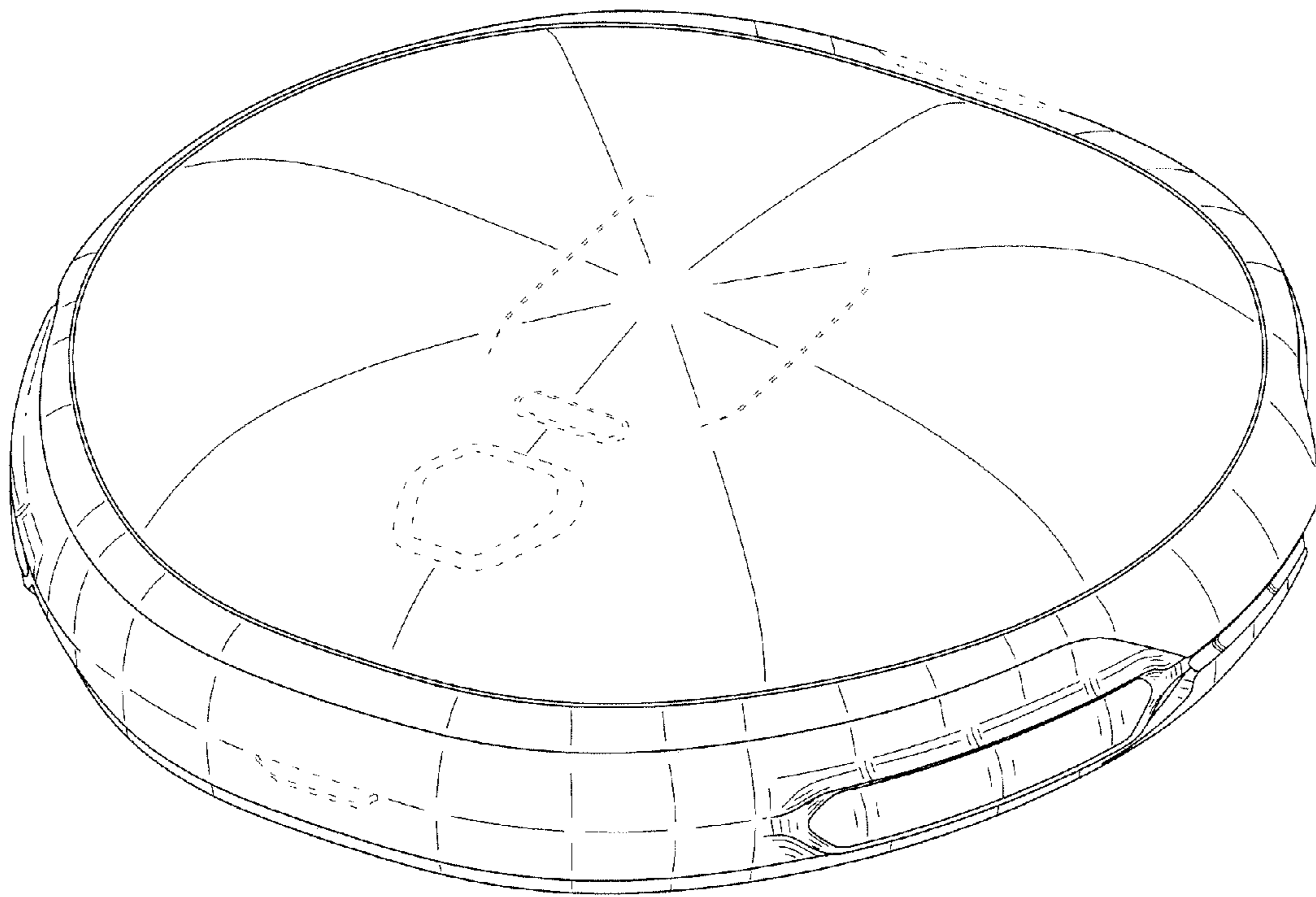


FIG. 2

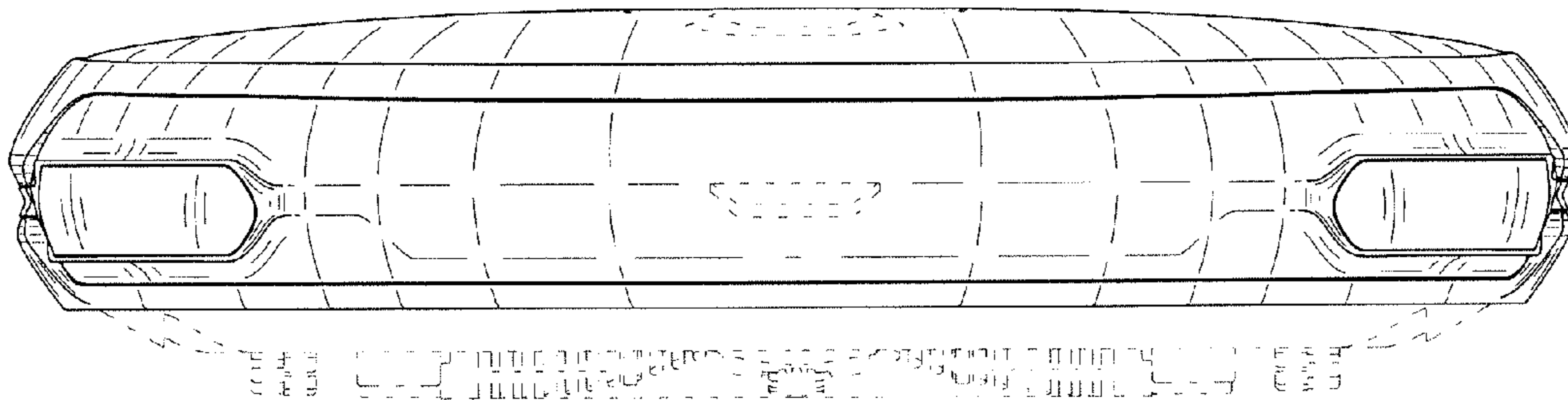


FIG. 3

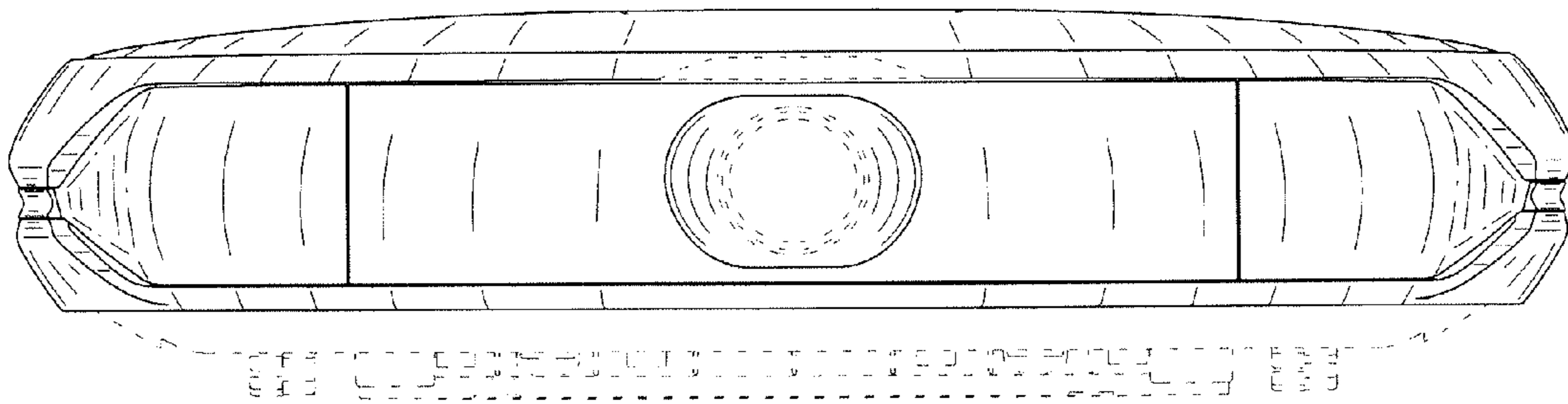


FIG. 4

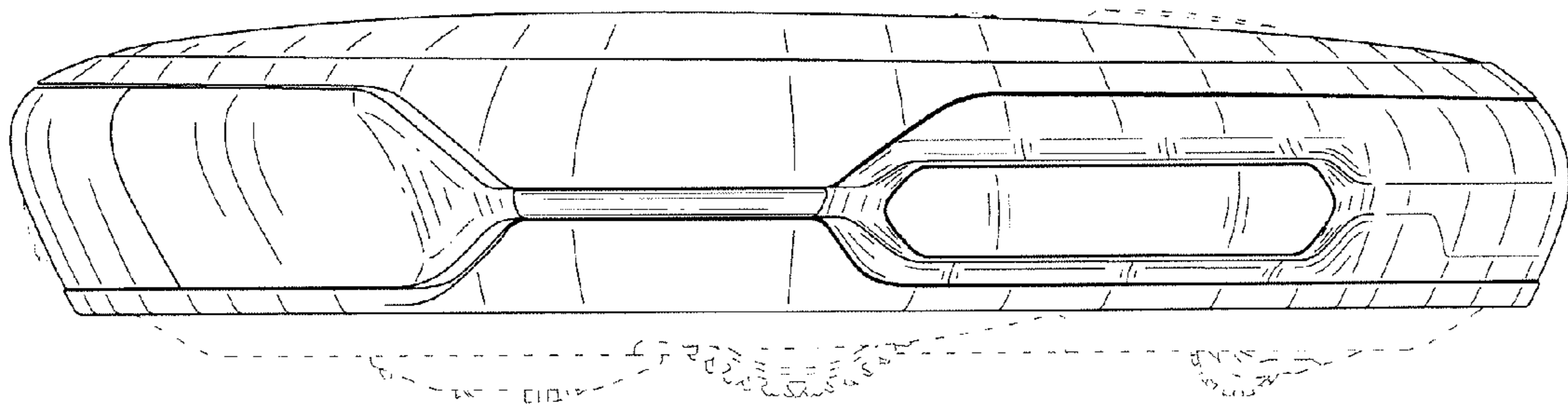


FIG. 5

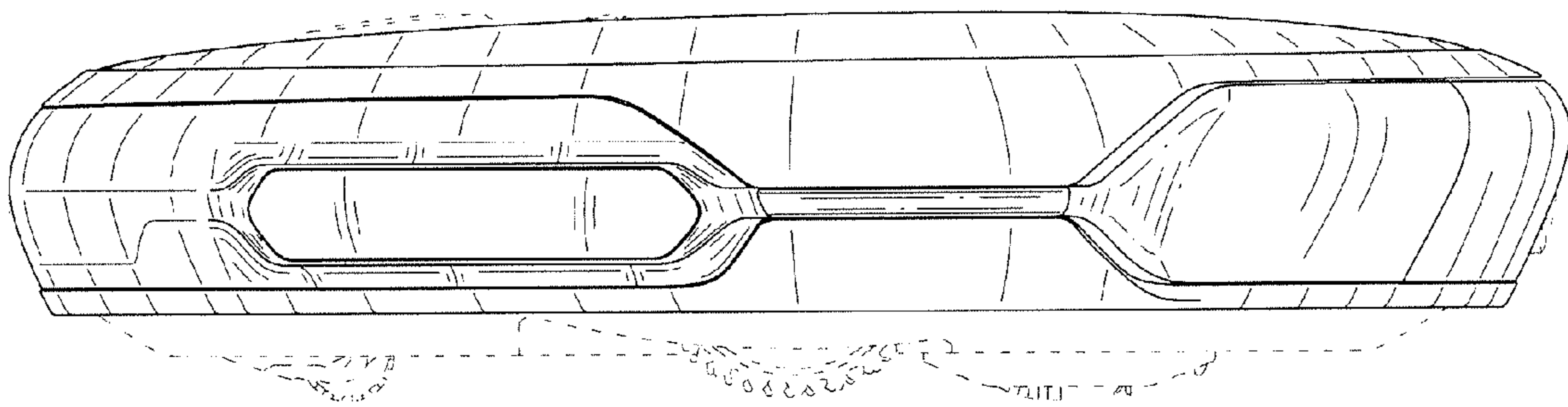




FIG. 6

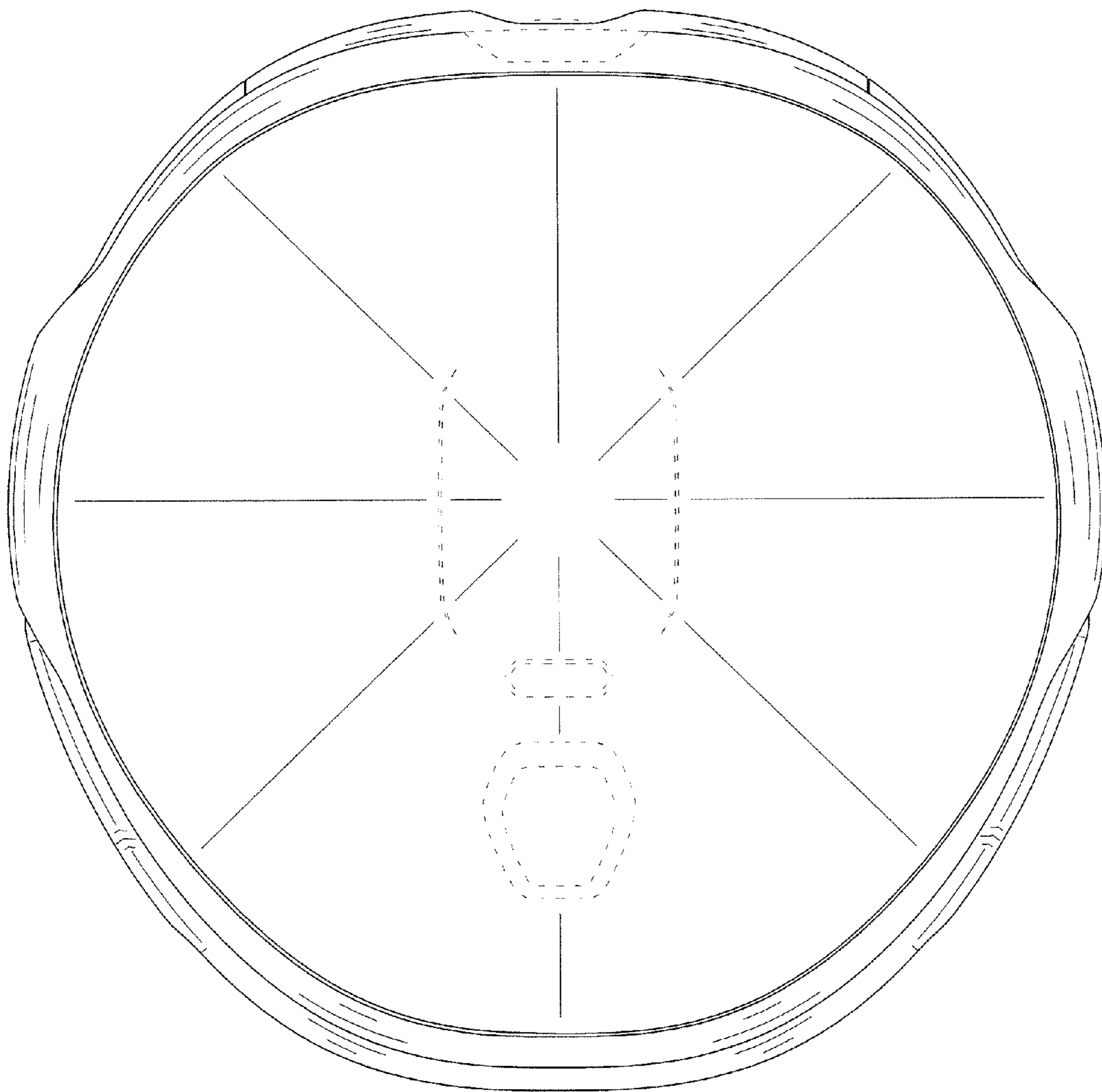


FIG. 7

