



US00D774713S

(12) **United States Design Patent** (10) **Patent No.:** **US D774,713 S**
Bixby et al. (45) **Date of Patent:** **** Dec. 20, 2016**

(54) **TOPLOAD WASHING APPLIANCE**

D703,887 S * 4/2014 Lee D32/8
8,763,431 B2 * 7/2014 Kim D06F 23/04
220/810
D733,372 S * 6/2015 Song D32/6

(71) Applicant: **Whirlpool Corporation**, Benton Harbor, MI (US)

* cited by examiner

(72) Inventors: **Seth E. Bixby**, Stevensville, MI (US); **Richard K. Gresens**, Saint Joseph, MI (US); **John W. McConnell**, Saint Joseph, MI (US); **Patrick J. Schiavone**, Benton Harbor, MI (US); **Samuel B. Breneman**, Saint Joseph, MI (US)

Primary Examiner — Susan Bennett Hattan
Assistant Examiner — Rebecca Tsehaye

(73) Assignee: **Whirlpool Corporation**, Benton Harbor, MI (US)

(57) **CLAIM**

We claim the ornamental design for a topload washing appliance, as shown and described.

(**) Term: **14 Years**

DESCRIPTION

(21) Appl. No.: **29/499,738**

FIG. 1 is a first top perspective view of the washing appliance of the present invention;
FIG. 2 is a second top perspective view of the topload washing appliance of the present invention;
FIG. 3 is a top plan view of the topload washing appliance of the present invention;
FIG. 4 is a bottom plan view of the topload washing appliance of the present invention;
FIG. 5 is a first side elevation view of the topload washing appliance of the present invention;
FIG. 6 is a second side elevation view of the topload washing appliance of the present invention;
FIG. 7 is a third side elevation view of the topload washing appliance of the present invention;
FIG. 8 is a fourth side elevation view of the topload washing appliance of the present invention; and,
FIG. 9 is another first side elevation view of the topload washing appliance of the present invention with the door in an open position to view the underside of the topload washing appliance door.

(22) Filed: **Aug. 19, 2014**

(51) **LOC (10) Cl.** **15-05**

(52) **U.S. Cl.**
USPC **D32/6**

(58) **Field of Classification Search**
USPC D32/6, 5, 10, 25, 28, 29, 8; 68/3 R
CPC D06F 37/18; D06F 37/00; D06F 37/02;
D06F 37/14; D06F 37/145; D06F 21/06;
D06F 21/12; D06F 21/14
See application file for complete search history.

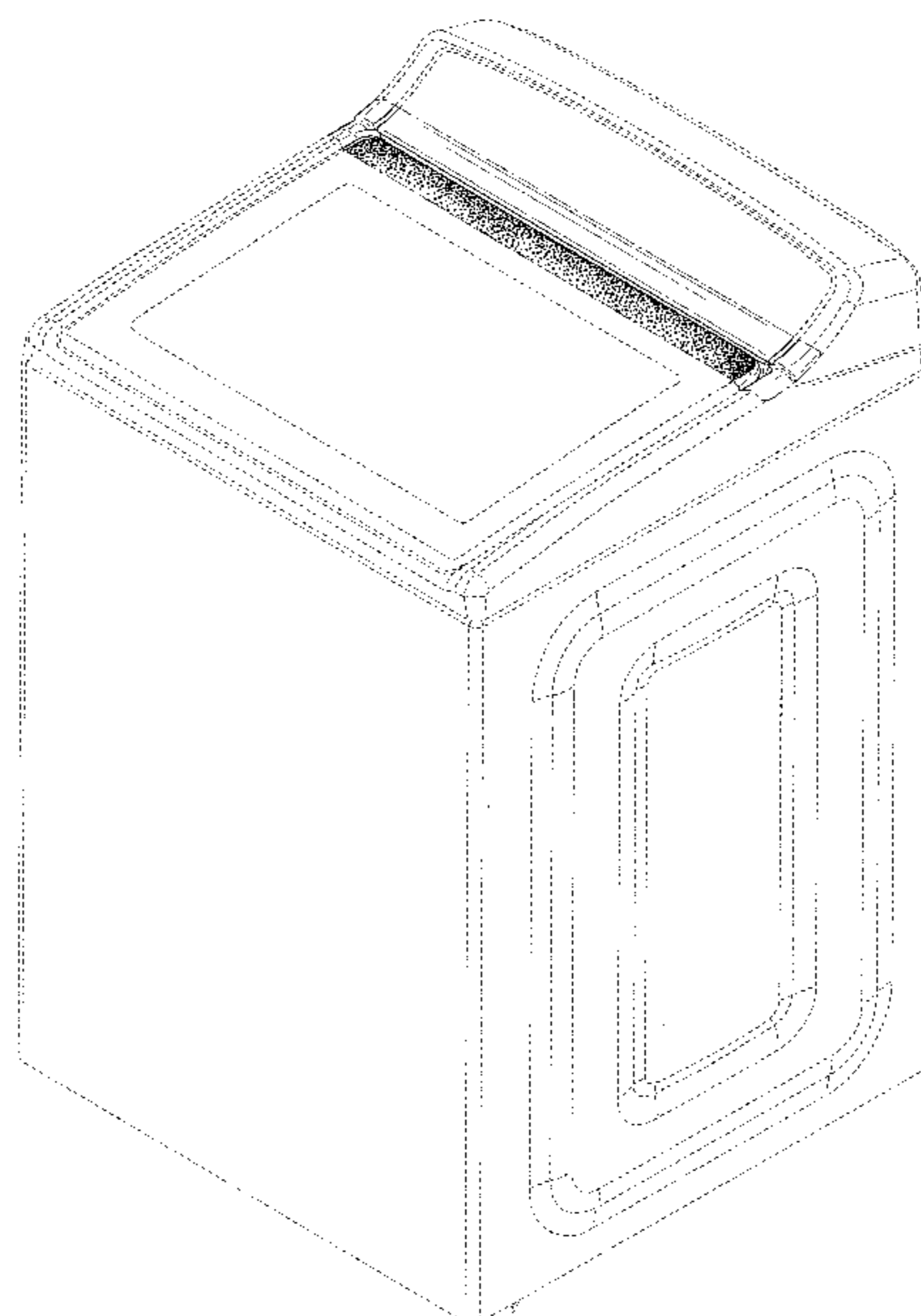
The broken lines in the figures are for contextual purposes or show the environment and form no part of the claimed design.

(56) **References Cited**

U.S. PATENT DOCUMENTS

D554,307 S * 10/2007 Kim D32/6
D631,215 S * 1/2011 Song D32/6
8,511,115 B2 * 8/2013 Kim D06F 39/14
16/225
D694,965 S * 12/2013 Lee D32/6
D699,907 S * 2/2014 Choi D32/28

1 Claim, 9 Drawing Sheets



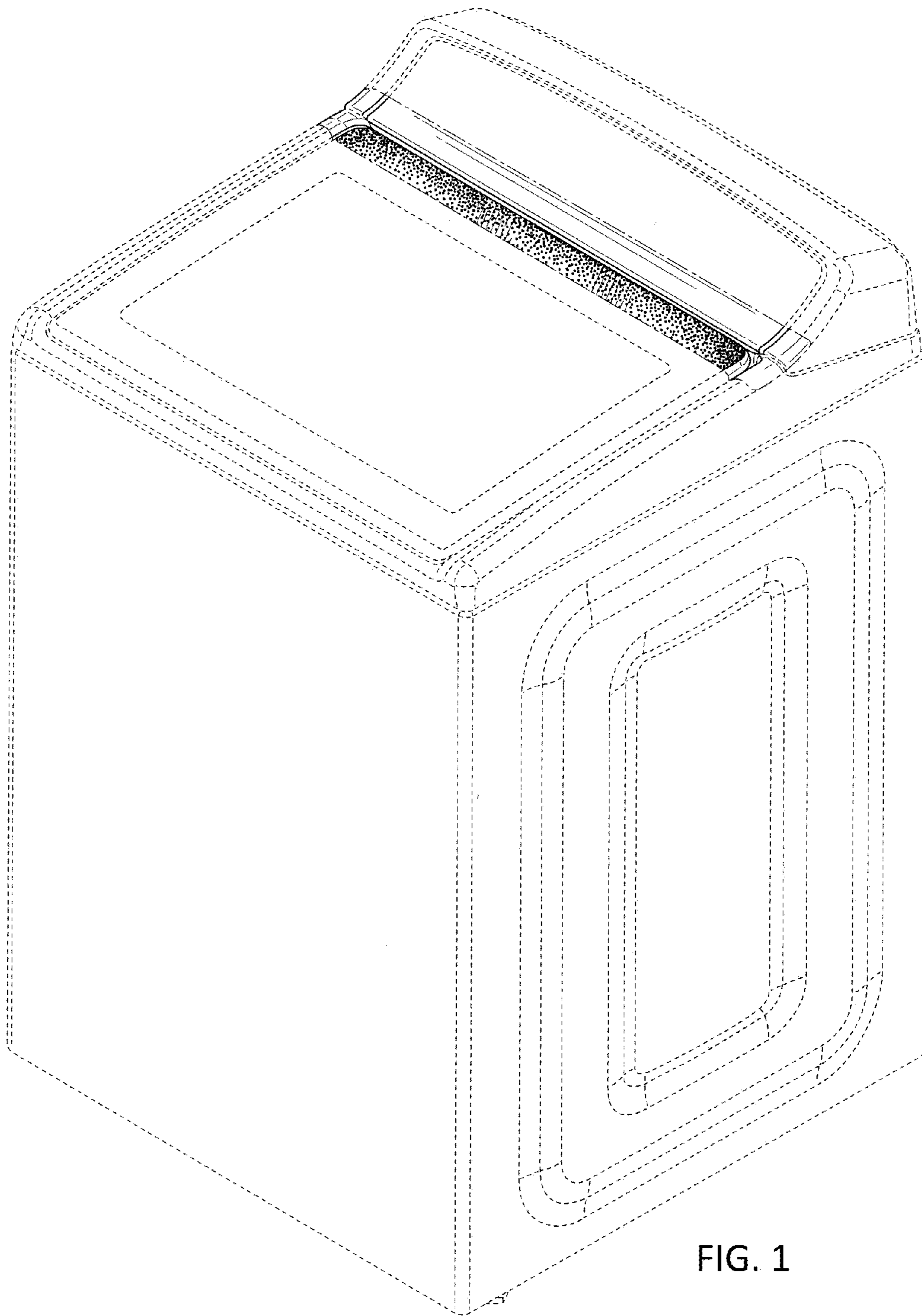


FIG. 1

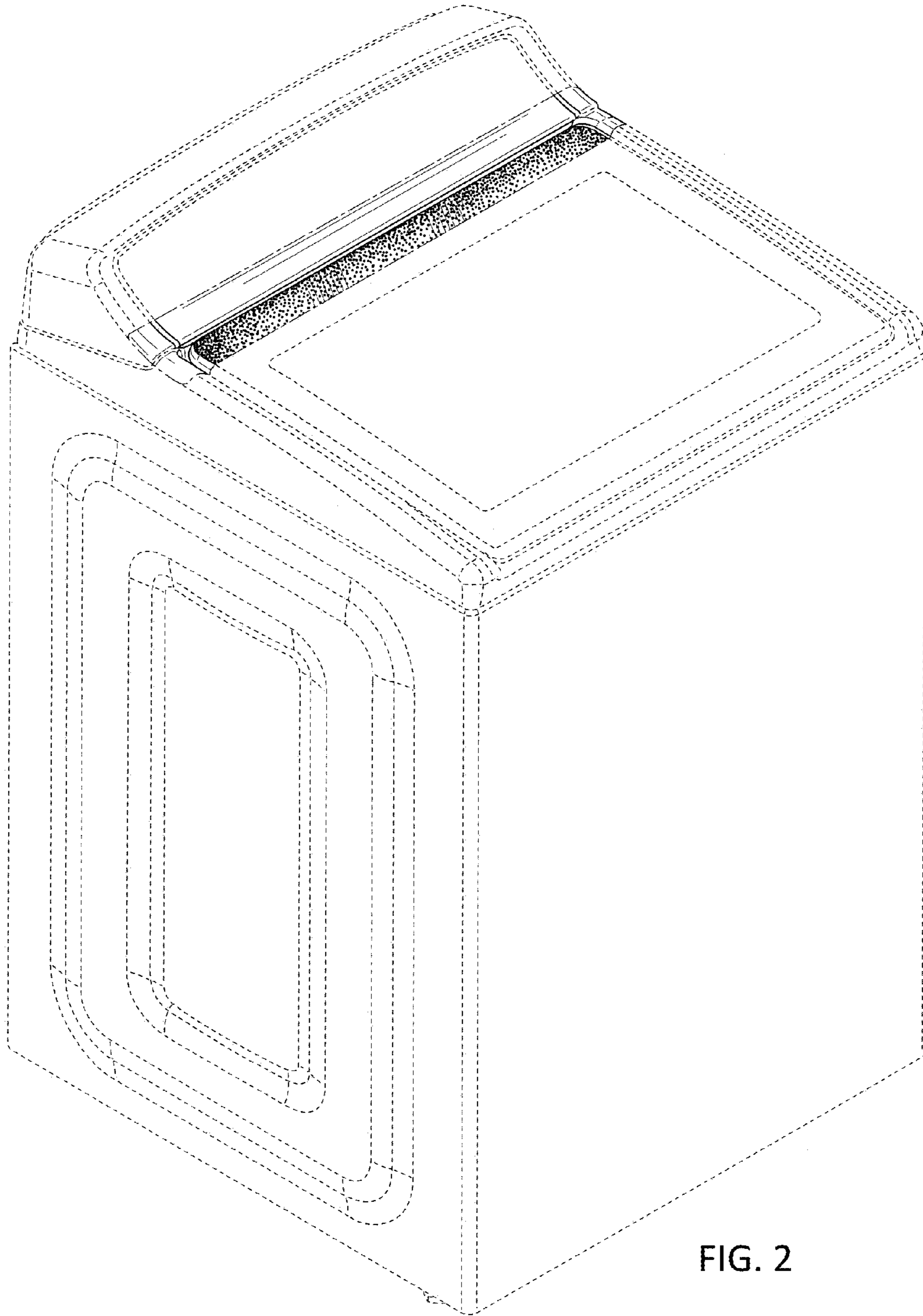


FIG. 2




FIG. 3




FIG. 4

FIG. 5




FIG. 6




FIG. 7

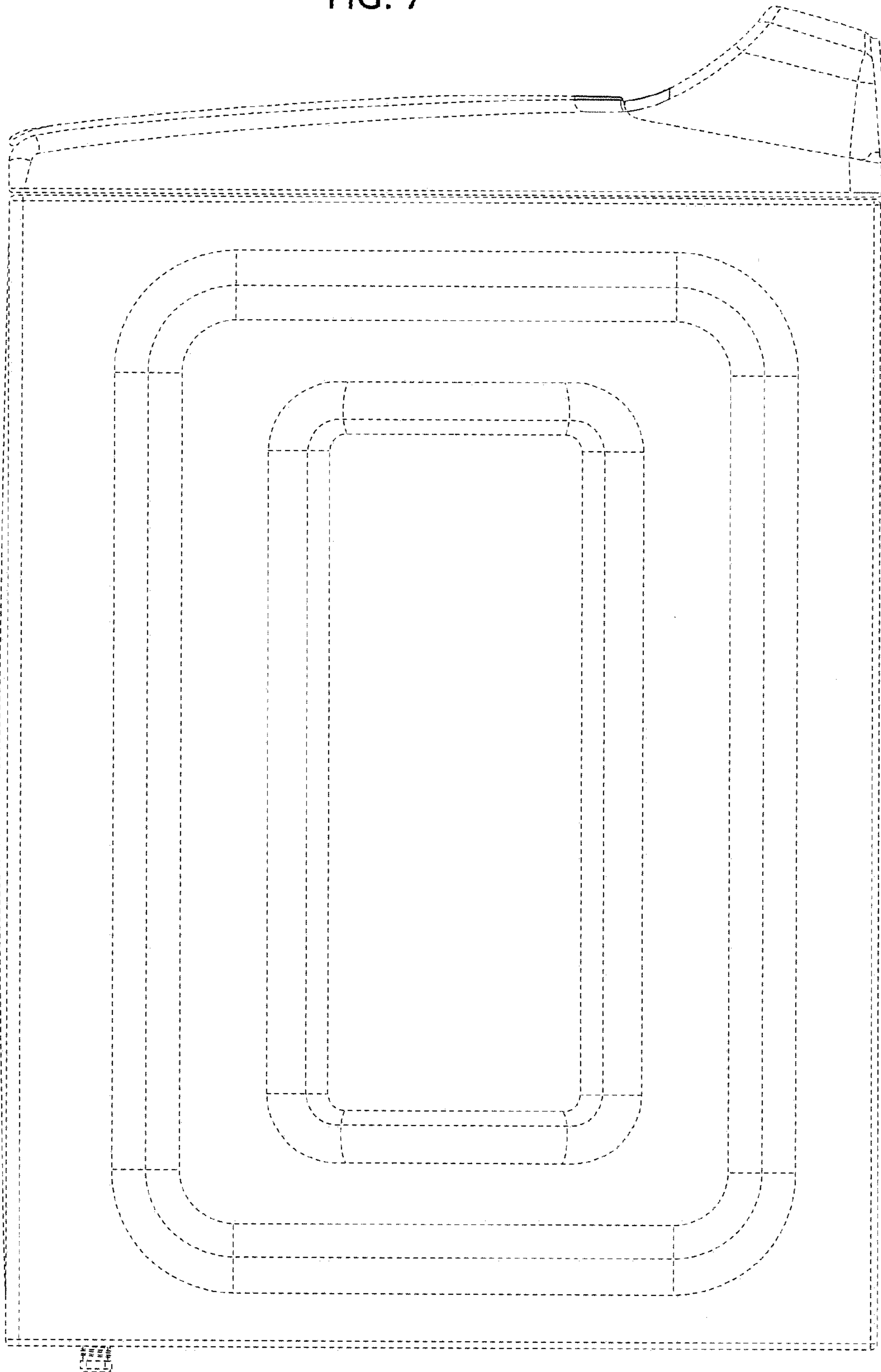


FIG. 8

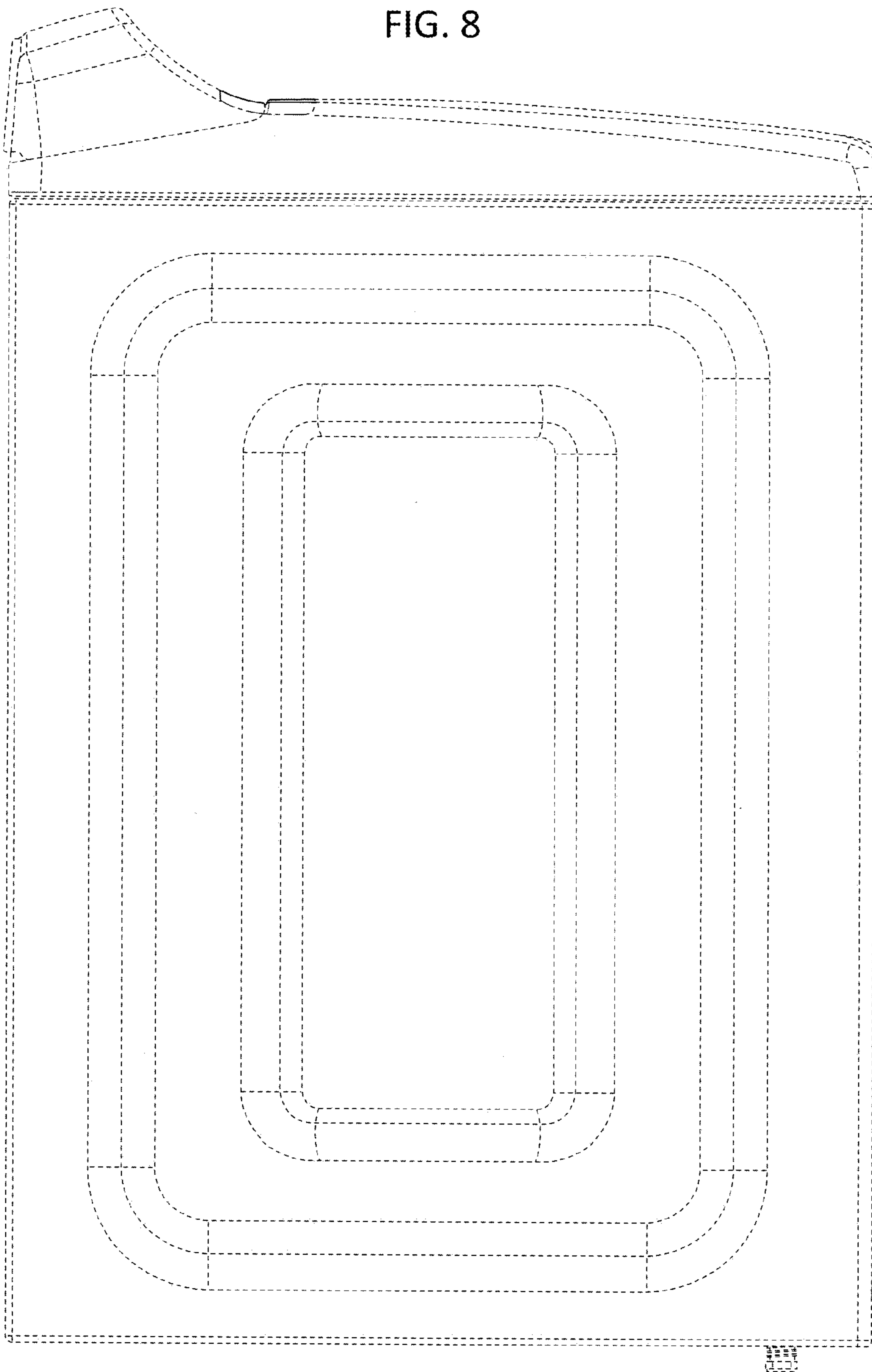


FIG. 9

