



US00D774698S

(12) **United States Design Patent** (10) **Patent No.:** **US D774,698 S**
Smith et al. (45) **Date of Patent:** **** Dec. 20, 2016**

(54) **CURVED ARMOR PLATE**

(71) Applicant: **ATS Armor, LLC**, Scottsdale, AZ (US)

(72) Inventors: **Thomas Smith**, Scottsdale, AZ (US);
Brian Beckwith, Scottsdale, AZ (US);
Hans Marrero, Scottsdale, AZ (US)

(73) Assignee: **ATS Armor, LLC**, Scottsdale, AZ (US)

(**) Term: **15 Years**

(21) Appl. No.: **29/529,990**

(22) Filed: **Jun. 11, 2015**

(51) **LOC (10) Cl.** **29-02**

(52) **U.S. Cl.**
USPC **D29/100**

(58) **Field of Classification Search**
USPC D29/10, 11, 99, 100, 101.2, 101.3; 2/2,
2/2.5, 27, 44.45, 69, 92, 102, 108, 268,
2/326, 410, 411, 412, 413; 428/113, 911;
89/36.01, 36.02, 36.05; D24/64; 280/290,
280/808

(Continued)

(56) **References Cited**

U.S. PATENT DOCUMENTS

1,499,166 A * 6/1924 Frazier A47C 7/021
15/244.4
3,979,784 A * 9/1976 Boothe A47G 9/086
5/413 R

(Continued)

Primary Examiner — Randall Gholson

(74) *Attorney, Agent, or Firm* — Snell & Wilmer L.L.P.

(57) **CLAIM**

The ornamental design for a curved armor plate, as shown and described.

DESCRIPTION

FIG. 1 is a perspective bottom view depicting a first embodiment of a curved armor plate;

FIG. 2 is a bottom view depicting a first embodiment of a curved armor plate;

FIG. 3 is a top view depicting a first embodiment of a curved armor plate;

FIG. 4 is a side view depicting a first embodiment of a curved armor plate;

FIG. 5 is a side view depicting a first embodiment of a curved armor plate;

FIG. 6 is a front view depicting a first embodiment of a curved armor plate;

FIG. 7 is a back view depicting a first embodiment of a curved armor plate;

FIG. 8 is a perspective bottom view depicting a second embodiment of a curved armor plate;

FIG. 9 is a bottom view depicting a second embodiment of a curved armor plate;

FIG. 10 is a top view depicting a second embodiment of a curved armor plate;

FIG. 11 is a side view depicting a second embodiment of a curved armor plate;

FIG. 12 is a side view depicting a second embodiment of a curved armor plate;

FIG. 13 is a front view depicting a second embodiment of a curved armor plate;

FIG. 14 is a back view depicting a second embodiment of a curved armor plate;

FIG. 15 is a perspective bottom view depicting a third embodiment of a curved armor plate;

FIG. 16 is a bottom view depicting a third embodiment of a curved armor plate;

FIG. 17 is a top view depicting a third embodiment of a curved armor plate;

FIG. 18 is a side view depicting a third embodiment of a curved armor plate;

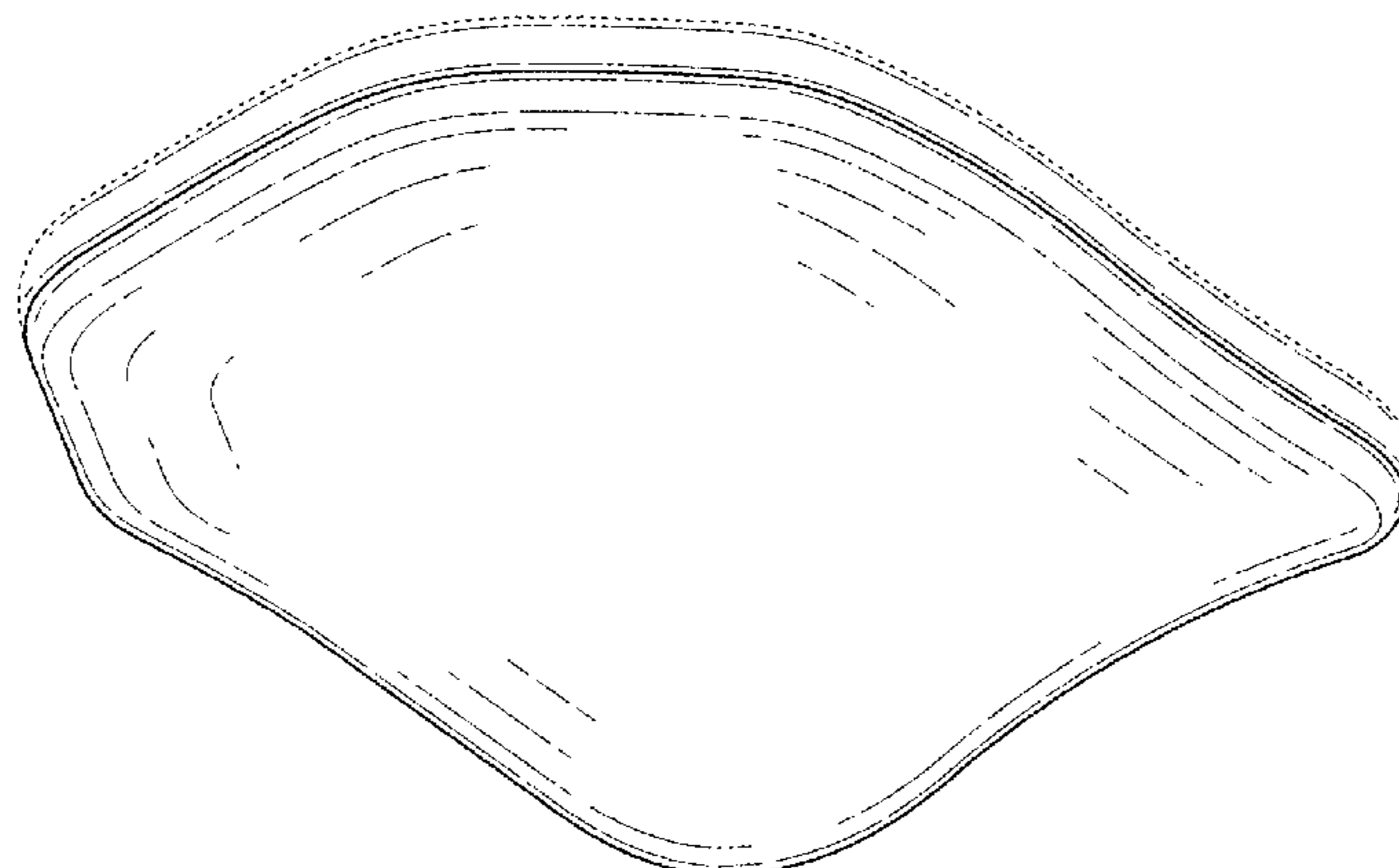
FIG. 19 is a side view depicting a third embodiment of a curved armor plate;

FIG. 20 is a front view depicting a third embodiment of a curved armor plate; and,

FIG. 21 is a back view depicting a third embodiment of a curved armor plate.

In the drawings, the broken lines depict environmental subject matter only and form no part of the claimed design.

1 Claim, 15 Drawing Sheets



(58) **Field of Classification Search**

CPC F41H 1/00; A41D 1/00
See application file for complete search history.

(56) **References Cited**

U.S. PATENT DOCUMENTS

5,348,360 A * 9/1994 Mencarelli B25G 1/01
16/421
D360,920 S * 8/1995 Lessard D21/731
D420,844 S * 2/2000 Keilhauer D6/601
D422,665 S * 4/2000 Steger D2/731
D426,097 S * 6/2000 Bortolotto D6/601
D504,045 S * 4/2005 Rediske D6/601
D513,571 S * 1/2006 Haack D6/601
D532,640 S * 11/2006 Pressler D6/601
D533,005 S * 12/2006 Lesniak D6/597
D553,623 S * 10/2007 Cobb D14/458
D568,544 S * 5/2008 Crye D29/100
D569,044 S * 5/2008 Crye D29/100
D569,046 S * 5/2008 Crye D29/100
D573,311 S * 7/2008 Crye D29/100
D638,173 S * 5/2011 Elmburg D30/118

* cited by examiner

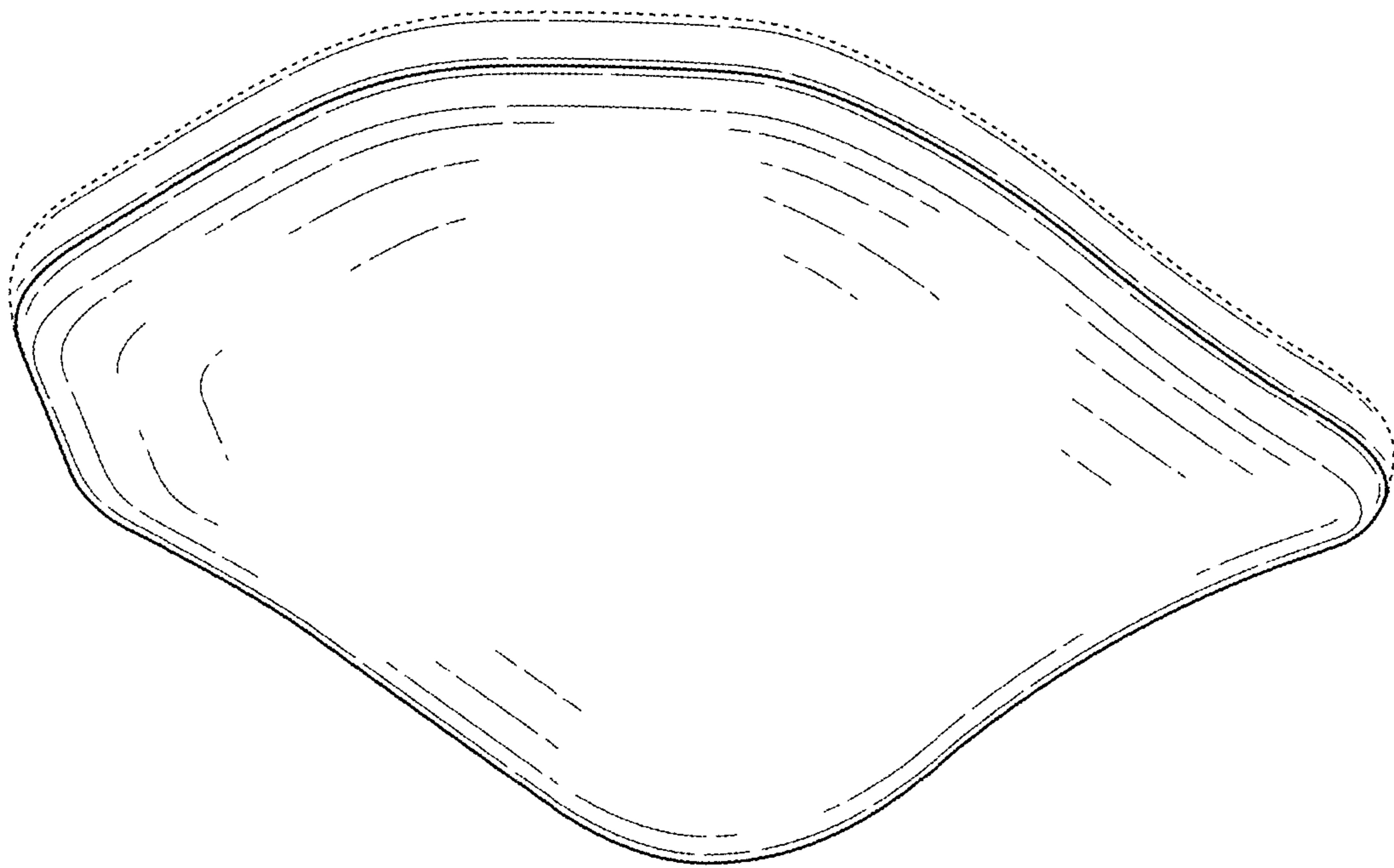


FIG. 1

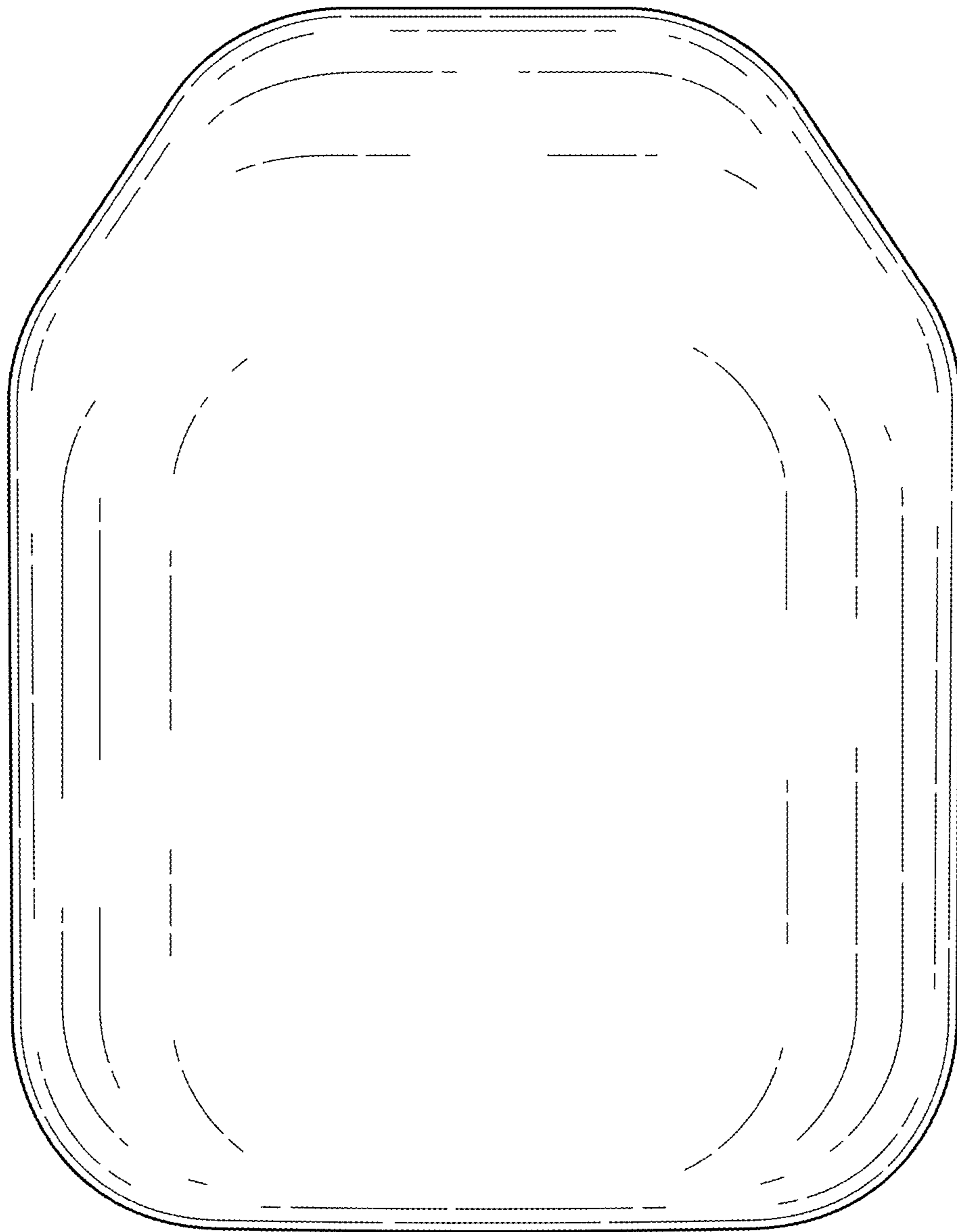


FIG. 2




FIG. 3




FIG. 4




FIG. 5

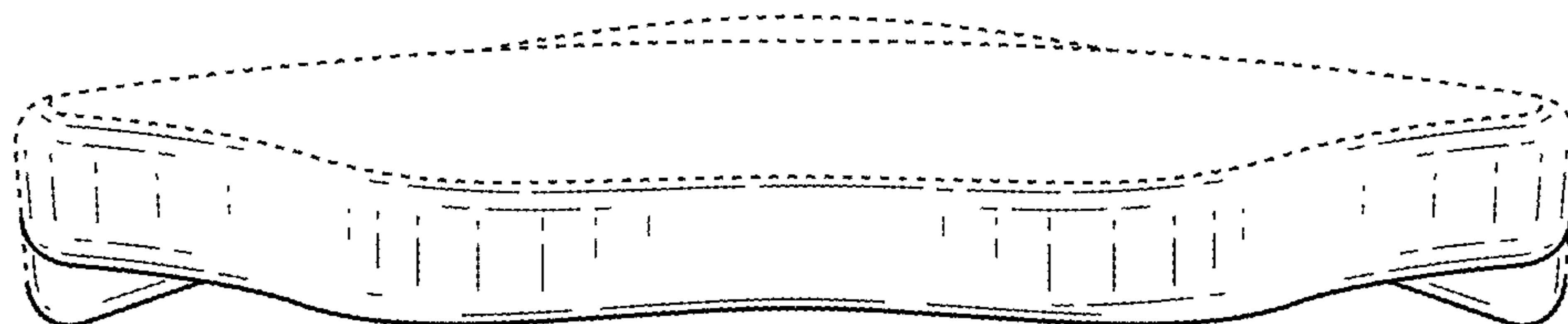


FIG. 6

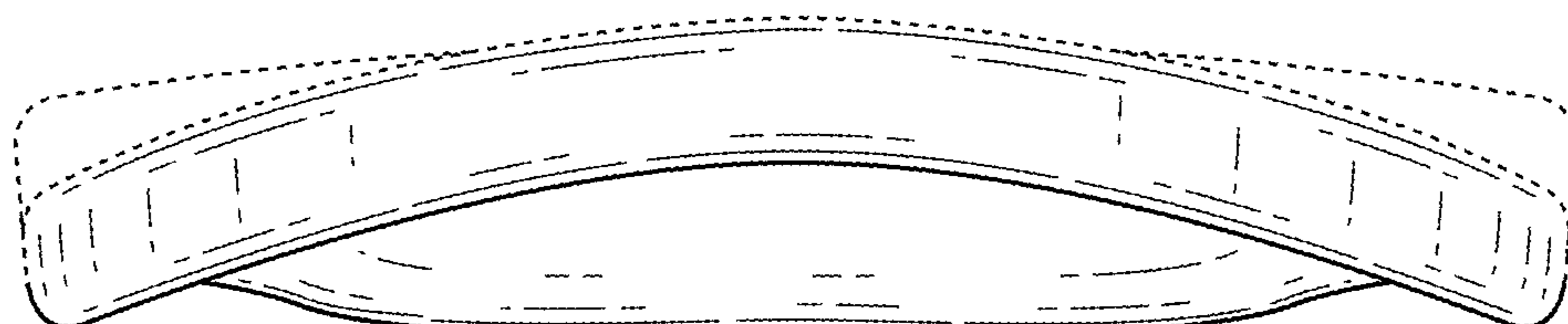


FIG. 7

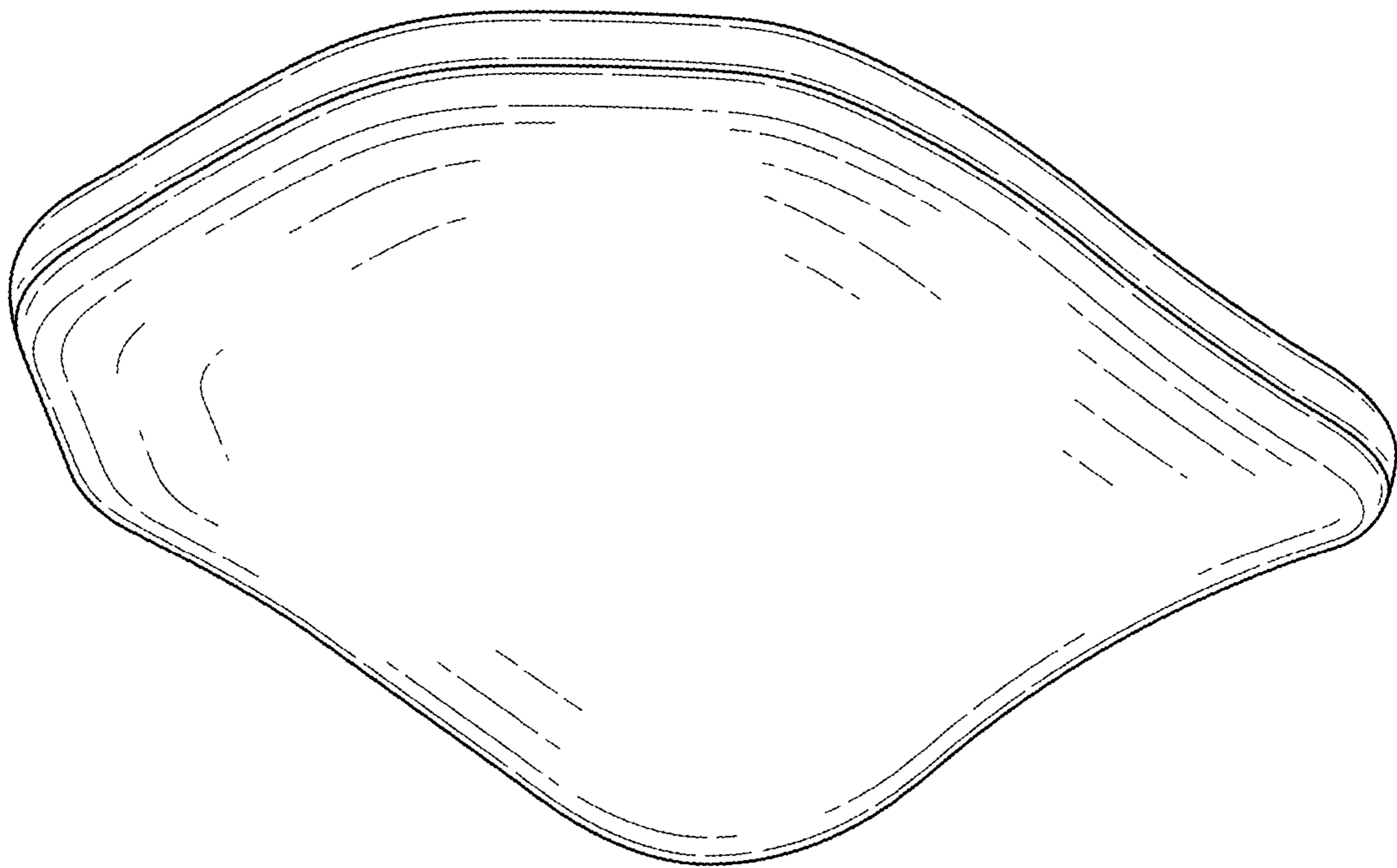


FIG. 8

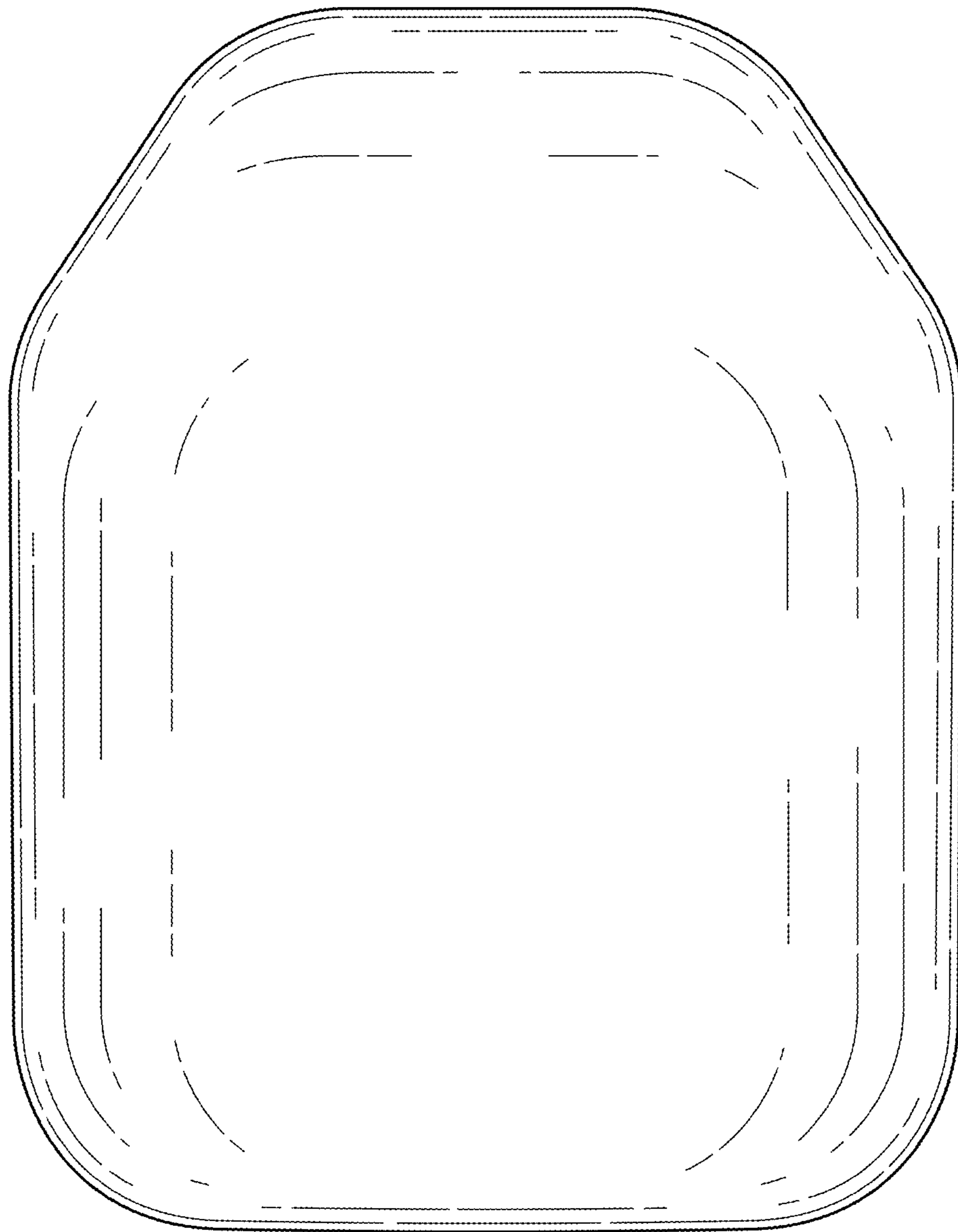


FIG. 9




FIG. 10



FIG. 11



FIG. 12

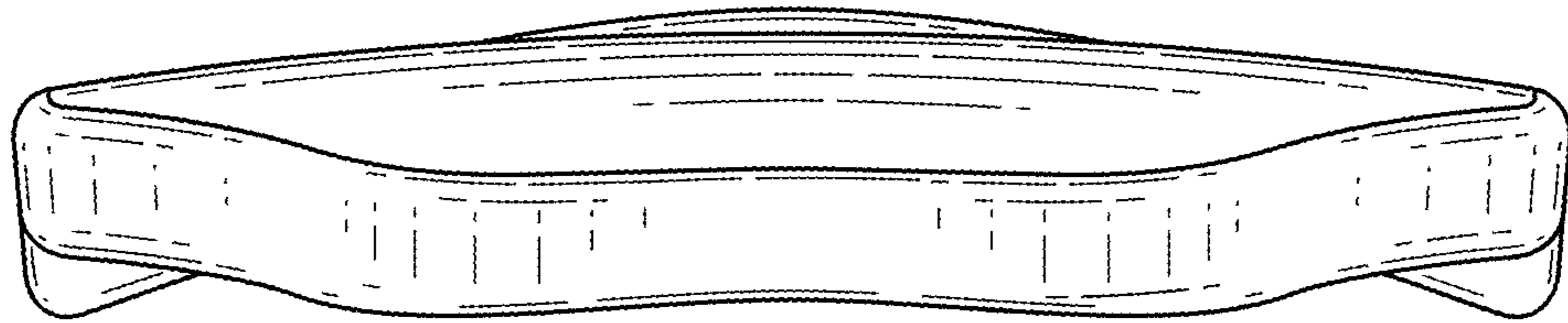


FIG. 13



FIG. 14

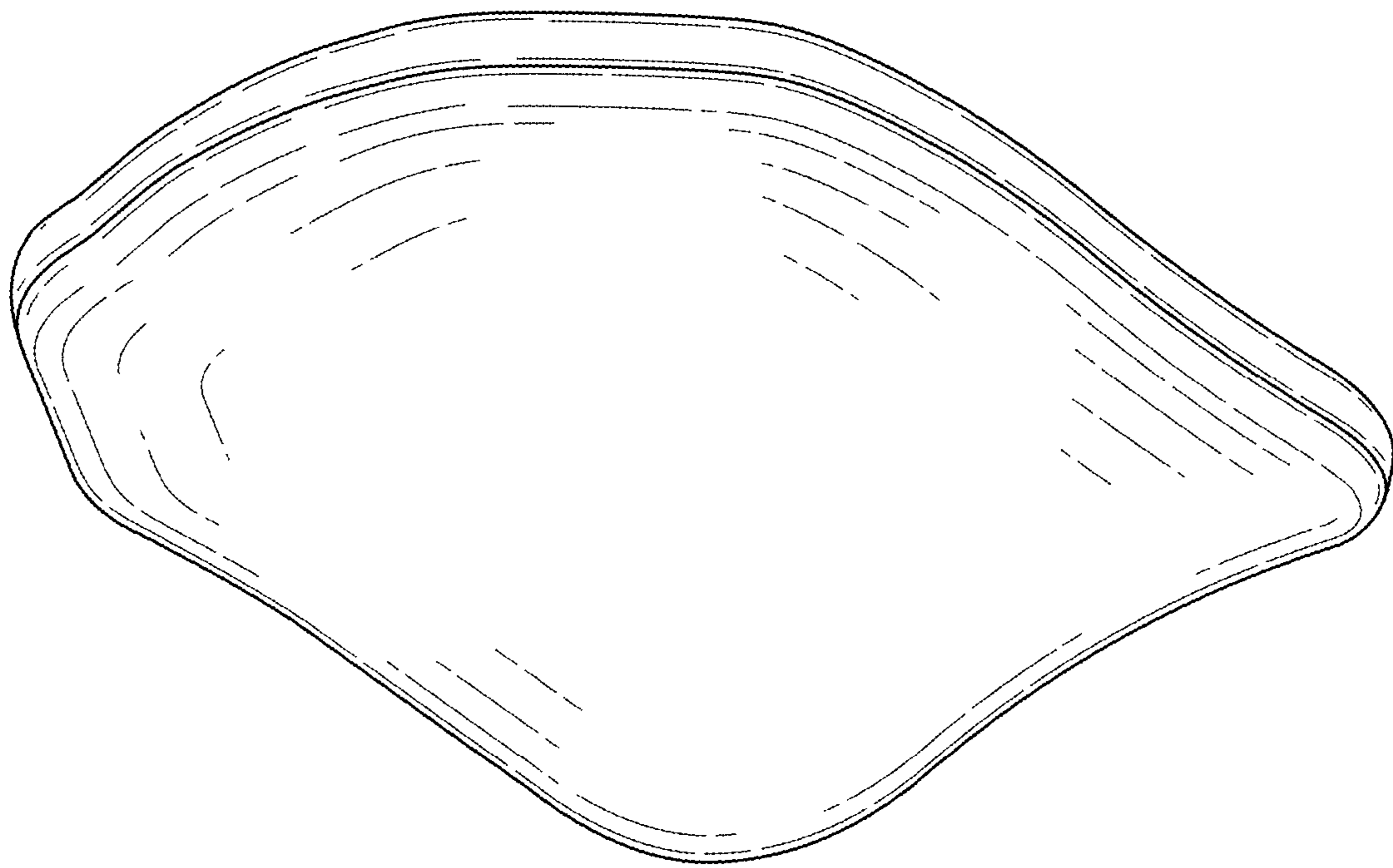


FIG. 15




FIG. 16

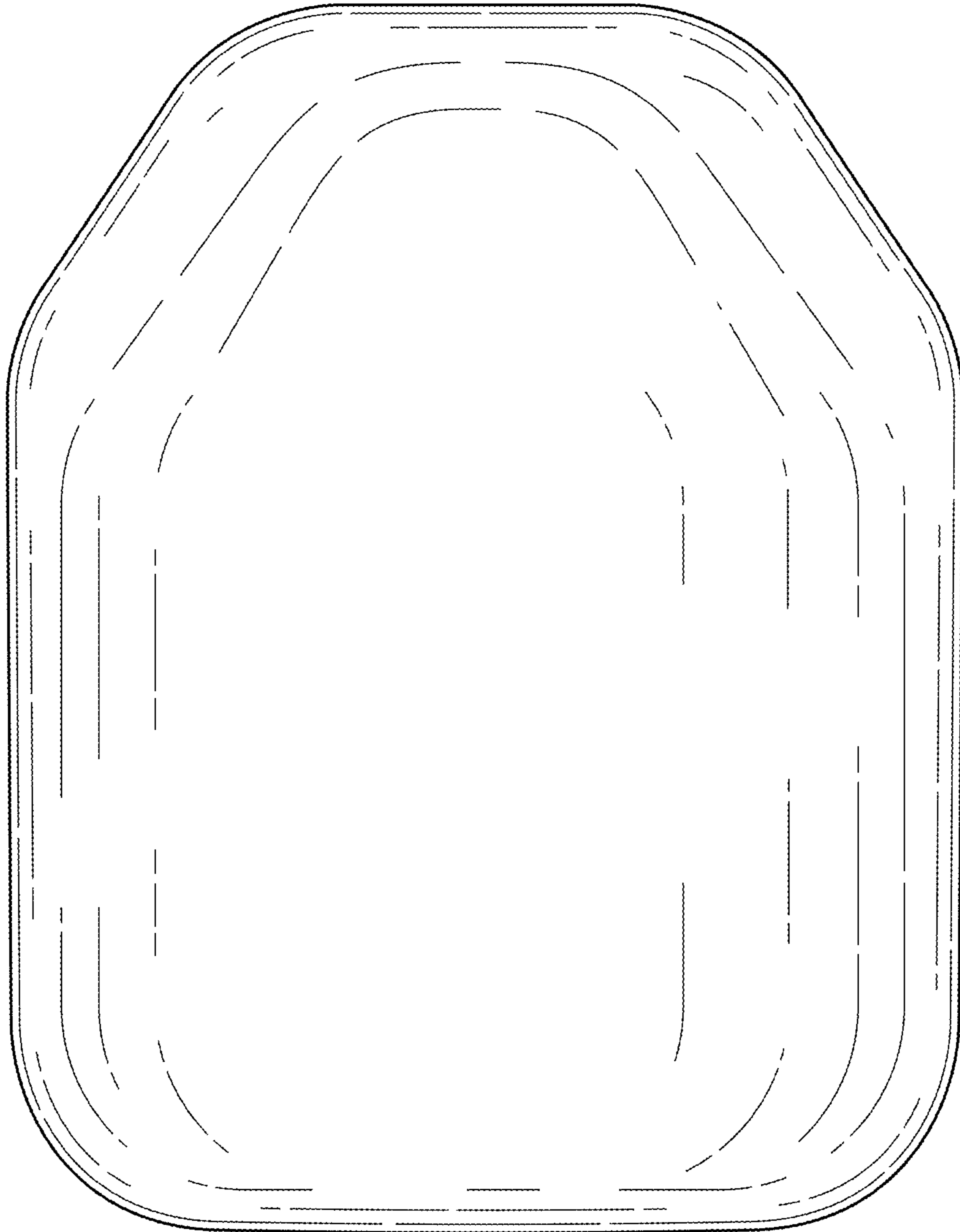


FIG. 17



FIG. 18




FIG. 19




FIG. 20

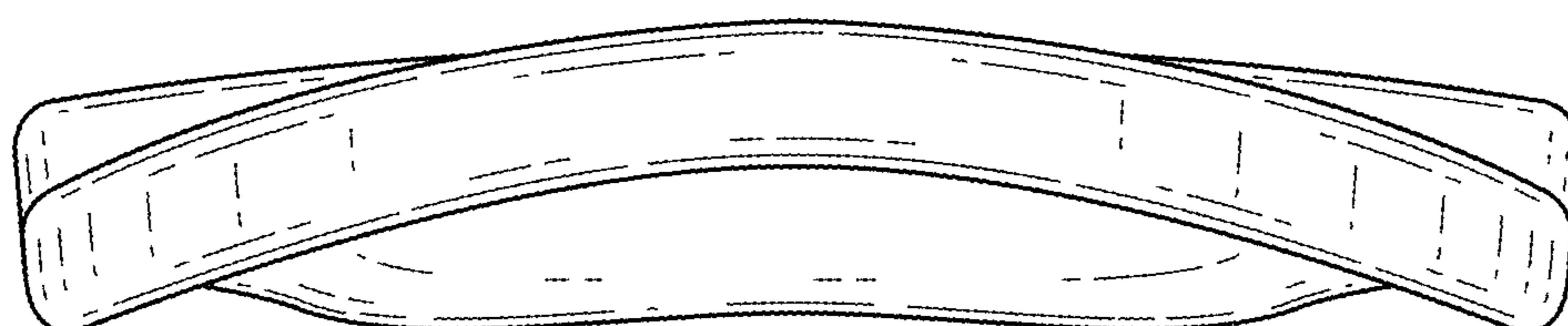


FIG. 21