



US00D774678S

(12) **United States Design Patent** (10) **Patent No.:** **US D774,678 S**  
**Arndt et al.** (45) **Date of Patent:** **\*\* Dec. 20, 2016**

(54) **LIGHTING UNIT**

(71) Applicants: **Michael A. Arndt**, Franklin, WI (US);  
**Jay M. Eissner**, Sheboygan, WI (US);  
**Michael M. Theiler**, Oak Creek, WI  
(US); **Christopher M. Glandt**,  
Shorewood, WI (US)

(72) Inventors: **Michael A. Arndt**, Franklin, WI (US);  
**Jay M. Eissner**, Sheboygan, WI (US);  
**Michael M. Theiler**, Oak Creek, WI  
(US); **Christopher M. Glandt**,  
Shorewood, WI (US)

(73) Assignee: **Oldenburg Group Incorporated**,  
Glendale, WI (US)

(\*\*) Term: **15 Years**

(21) Appl. No.: **29/535,945**

(22) Filed: **Aug. 12, 2015**

**Related U.S. Application Data**

(62) Division of application No. 29/483,823, filed on Mar.  
3, 2014, now Pat. No. Des. 749,257.

(51) **LOC (10) Cl.** ..... **26-03**

(52) **U.S. Cl.**  
USPC ..... **D26/76**

(58) **Field of Classification Search**  
USPC ..... D26/3, 24, 35, 39, 42, 71, 72, 75, 76,  
D26/78, 79, 80, 81, 82, 83, 85, 86, 88,  
D26/90, 113, 118, 119, 120, 121, 122,  
D26/138

(Continued)

(56) **References Cited**

**U.S. PATENT DOCUMENTS**

D304,862 S 11/1989 DiCola  
D306,772 S 3/1990 De'Armond

(Continued)

*Primary Examiner* — George D Kirschbaum

*Assistant Examiner* — Natasha Vujcic

(74) *Attorney, Agent, or Firm* — Reinhart Boerner Van  
Deuren P.C.

(57) **CLAIM**

The ornamental design for a lighting unit, as shown and  
described.

**DESCRIPTION**

FIG. 1 is a top isometric view of an embodiment of the  
claimed design;

FIG. 2 is a bottom isometric view of the claimed design of  
FIG. 1;

FIG. 3 is a top view of the claimed design of FIGS. 1 and  
2;

FIG. 4 is a bottom view of the claimed design of FIGS. 1-3;  
FIG. 5 is a right side view of the claimed design of FIGS.  
1-4;

FIG. 6 is a left side view of the claimed design of FIGS. 1-5;  
FIG. 7 is a front view of the claimed design of FIGS. 1-6;

FIG. 8 is a back view of the claimed design of FIGS. 1-7;  
FIG. 9 is a top isometric view of another embodiment  
of the claimed design;

FIG. 10 is a bottom isometric view of the claimed design of  
FIG. 9;

FIG. 11 is a top view of the claimed design of FIGS. 9 and  
10;

FIG. 12 is a bottom view of the claimed design of FIGS.  
9-11;

FIG. 13 is a right side view of the claimed design of FIGS.  
9-12;

FIG. 14 is a left side view of the claimed design of FIGS.  
9-13;

FIG. 15 is a front view of the claimed design of FIGS. 9-14;  
FIG. 16 is a back view of the claimed design of FIGS. 9-15;

FIG. 17 is a top isometric view of another embodiment  
of the claimed design;

FIG. 18 is a bottom isometric view of the claimed design of  
FIG. 17;

FIG. 19 is a top view of the claimed design of FIGS. 17 and  
18;

FIG. 20 is a bottom view of the claimed design of FIGS.  
17-19;

(Continued)

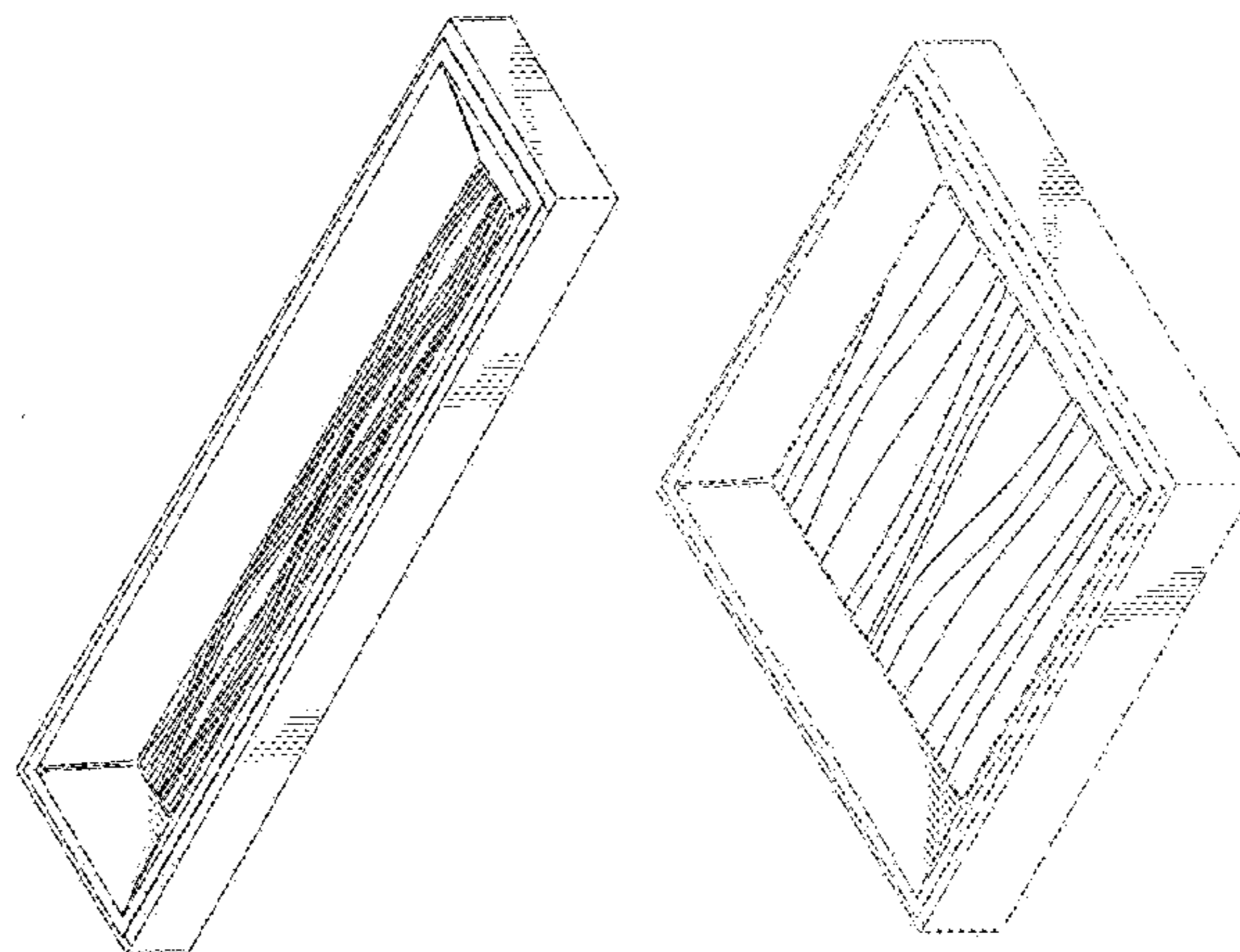


FIG. 21 is a right side view of the claimed design of FIGS. 17-20;  
 FIG. 22 is a left side view of the claimed design of FIGS. 17-21;  
 FIG. 23 is a front view of the claimed design of FIGS. 17-22;  
 and,  
 FIG. 24 is a back view of the claimed design of FIGS. 17-23.

**1 Claim, 24 Drawing Sheets**

**(58) Field of Classification Search**

CPC ..... F21S 2/00; F21S 4/00; F21S 4/003;  
                   F21S 4/005; F21S 4/006; F21S  
                   4/007; F21S 4/008; F21S 6/00; F21S  
                   8/00; F21S 8/024; F21S 8/026; F21S  
                   8/031; F21S 8/033; F21S  
                   8/035-8/037; F21S 8/04; F21S  
                   8/043; F21S 8/063

See application file for complete search history.

**(56) References Cited**

U.S. PATENT DOCUMENTS

5,345,990	A	9/1994	Potts
D386,804	S	11/1997	Engel
D474,548	S	5/2003	Glatz

D477,891	S	7/2003	Fritze et al.	
D491,283	S	6/2004	Glatz	
D575,892	S	8/2008	Chandler	
D580,583	S	11/2008	Pfund	
D589,640	S	3/2009	Janssen	
D597,241	S	7/2009	Fabbri et al.	
D608,930	S *	1/2010	Castelli .....	D26/76
D608,932	S *	1/2010	Castelli .....	D26/76
D608,933	S *	1/2010	Castelli .....	D26/76
D632,008	S	2/2011	Kim et al.	
D633,640	S	3/2011	Wauters	
D644,374	S *	8/2011	Ferrier .....	D26/118
D655,853	S *	3/2012	Kim .....	D26/89
D655,854	S *	3/2012	Kim .....	D26/76
D659,264	S	5/2012	Wennerholm	
D664,700	S	7/2012	Ferguson et al.	
D667,157	S	9/2012	Ferguson et al.	
D672,079	S *	12/2012	Kong .....	D26/74
D679,437	S	4/2013	Watt	
D679,848	S	4/2013	Pickard et al.	
D685,122	S	6/2013	Kim et al.	
D701,341	S *	3/2014	Mayfield, III .....	D26/74
D707,873	S *	6/2014	Boyer .....	D26/74
D723,206	S	2/2015	Lewis, Jr. et al.	
D749,257	S *	2/2016	Arndt .....	D26/76
2007/0247850	A1 *	10/2007	Hawkins .....	F21V 25/00 362/267
2010/0165627	A1 *	7/2010	Wung .....	F21S 2/005 362/249.02
2013/0286637	A1 *	10/2013	Lay .....	F21K 9/17 362/147

\* cited by examiner

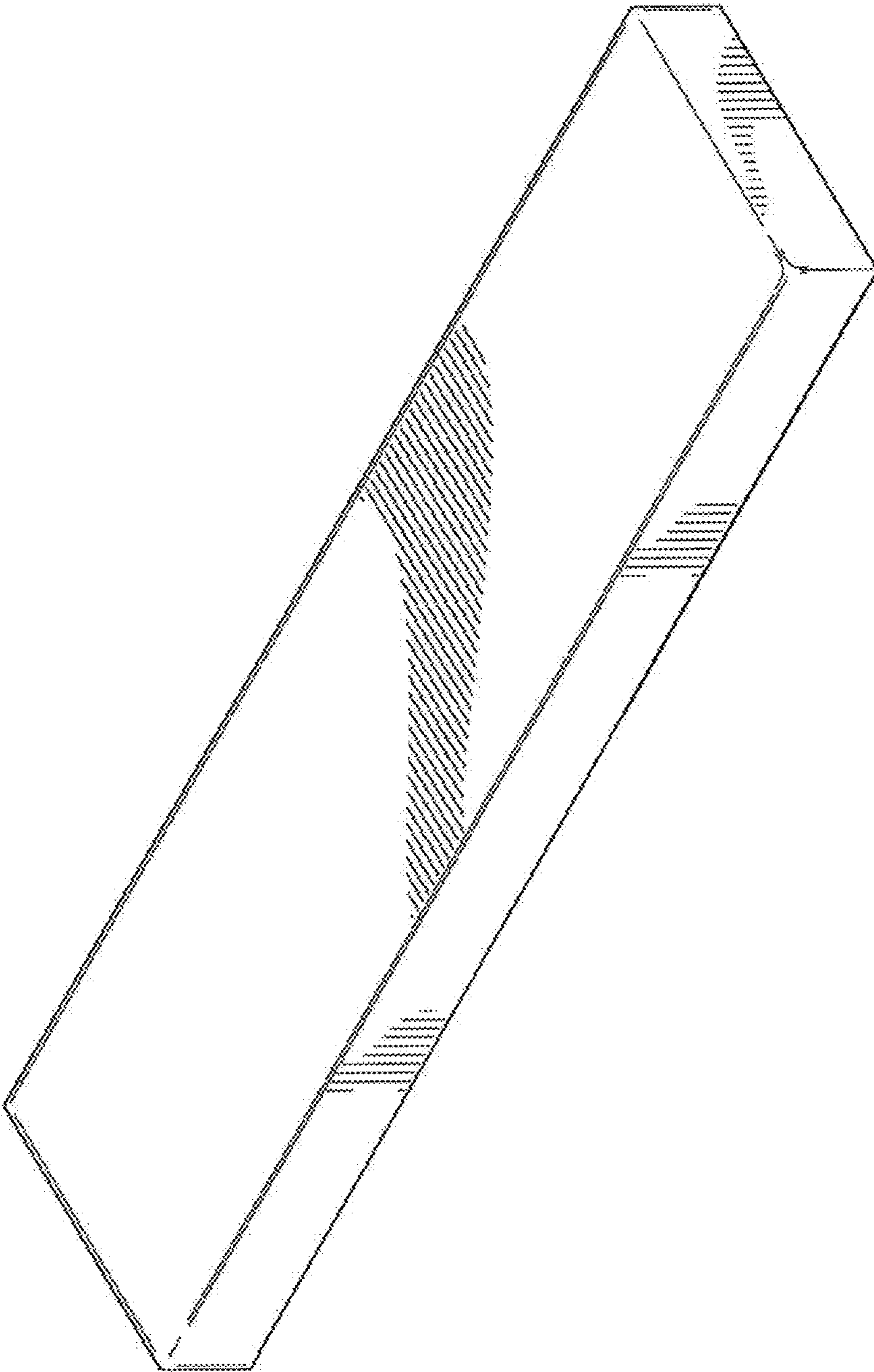


FIG. 1



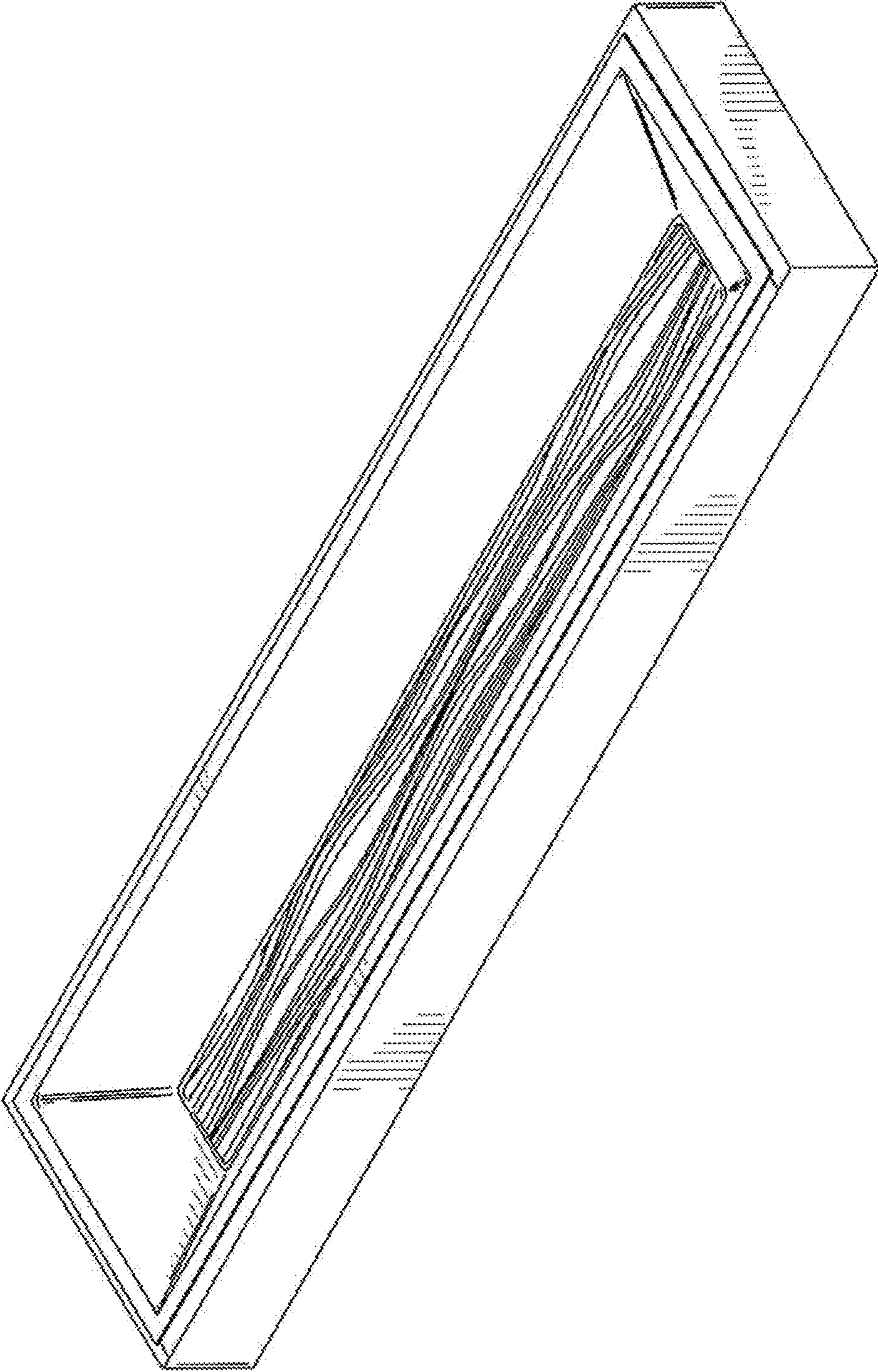


FIG. 2




FIG. 3

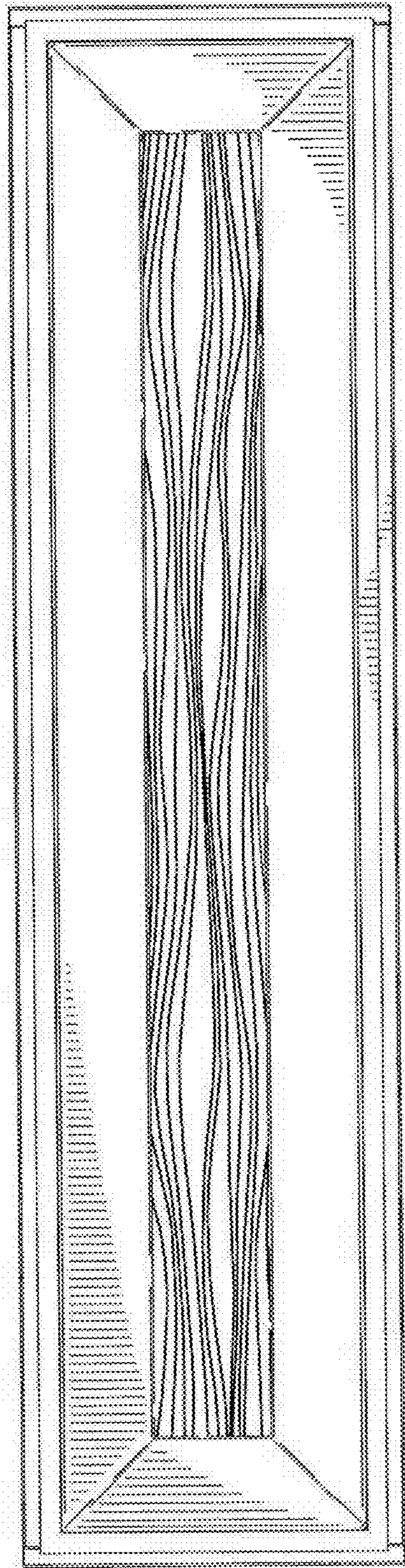


FIG. 4






FIG. 5




FIG. 6





FIG. 7



FIG. 8

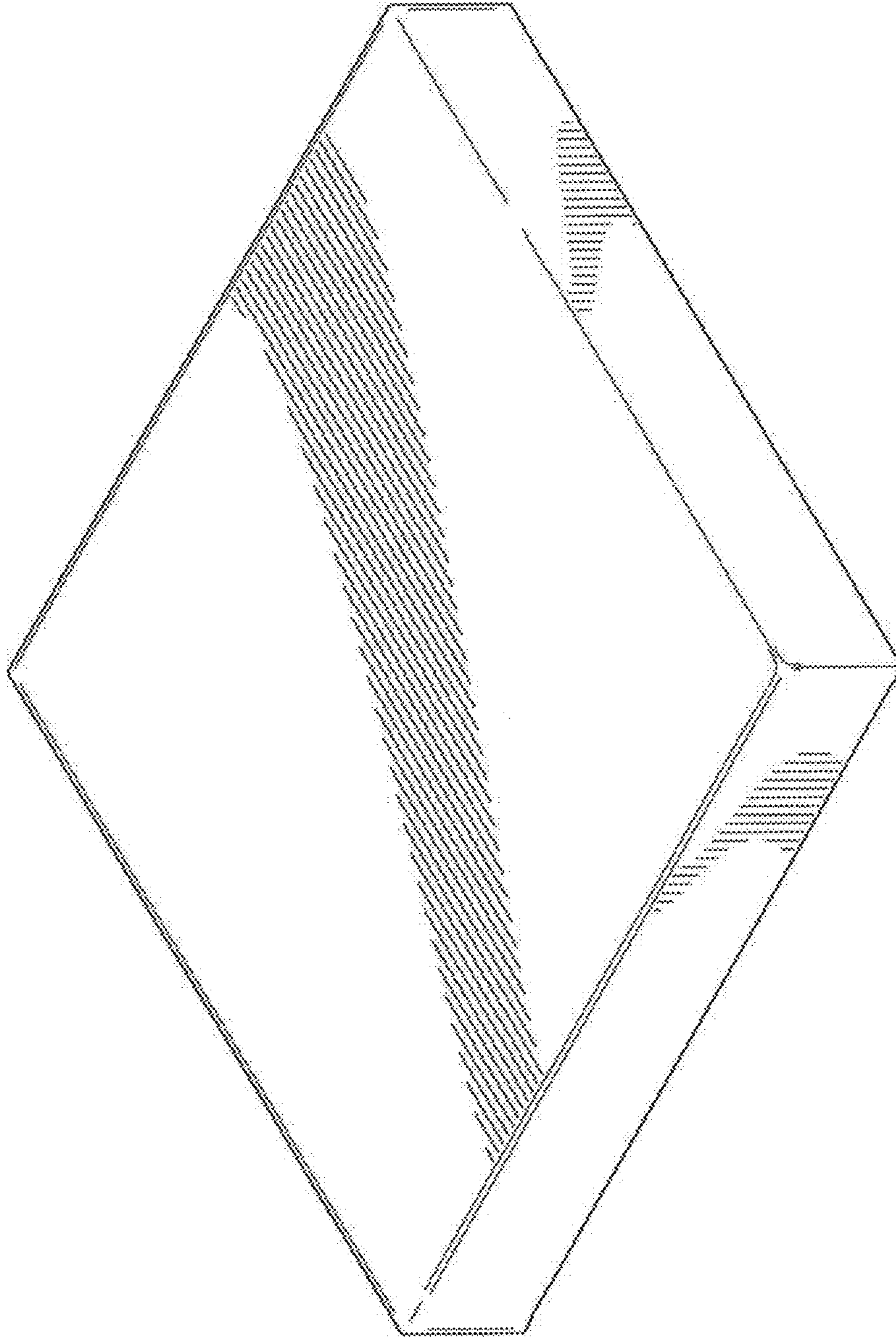


FIG. 9

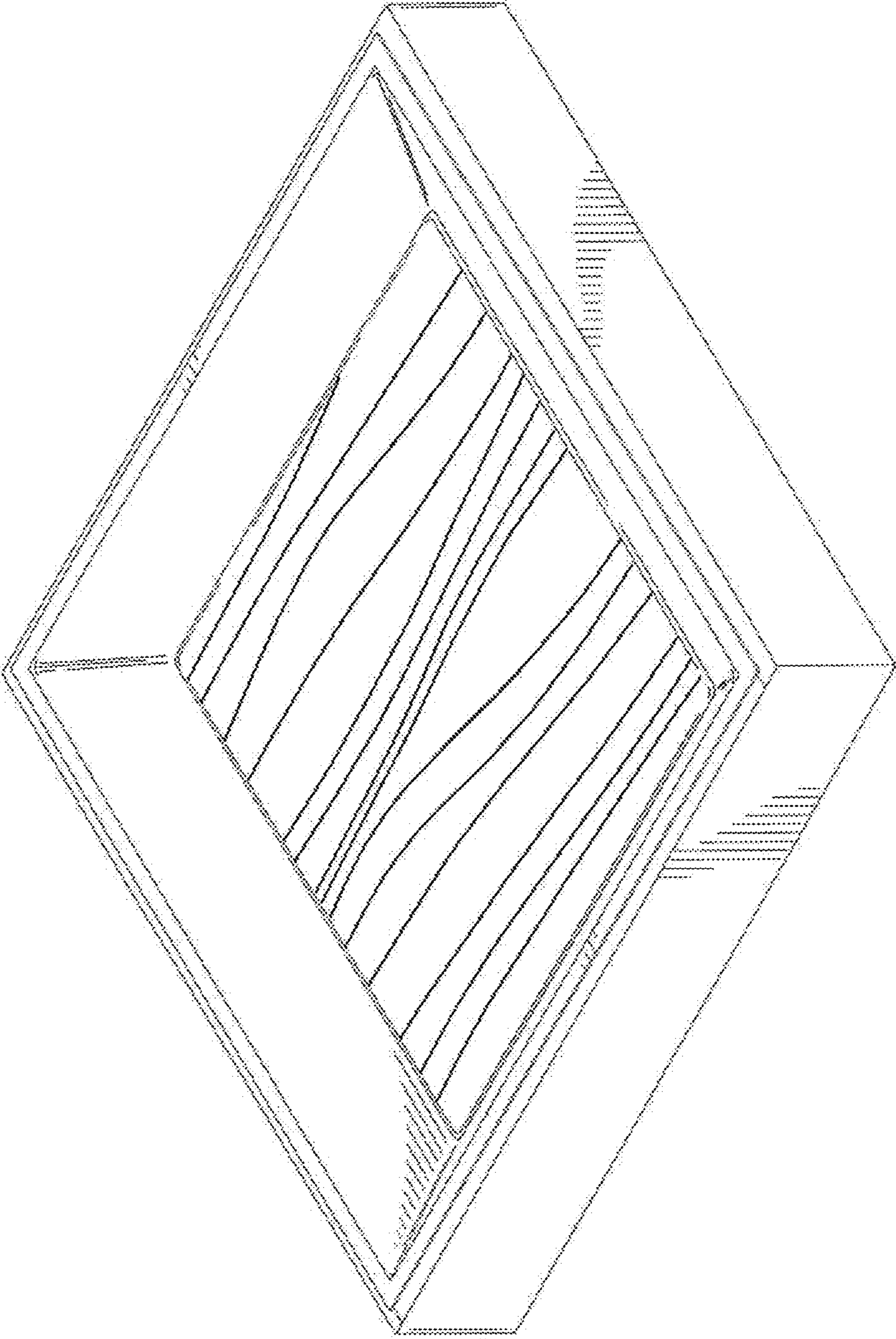


FIG. 10






FIG. 11

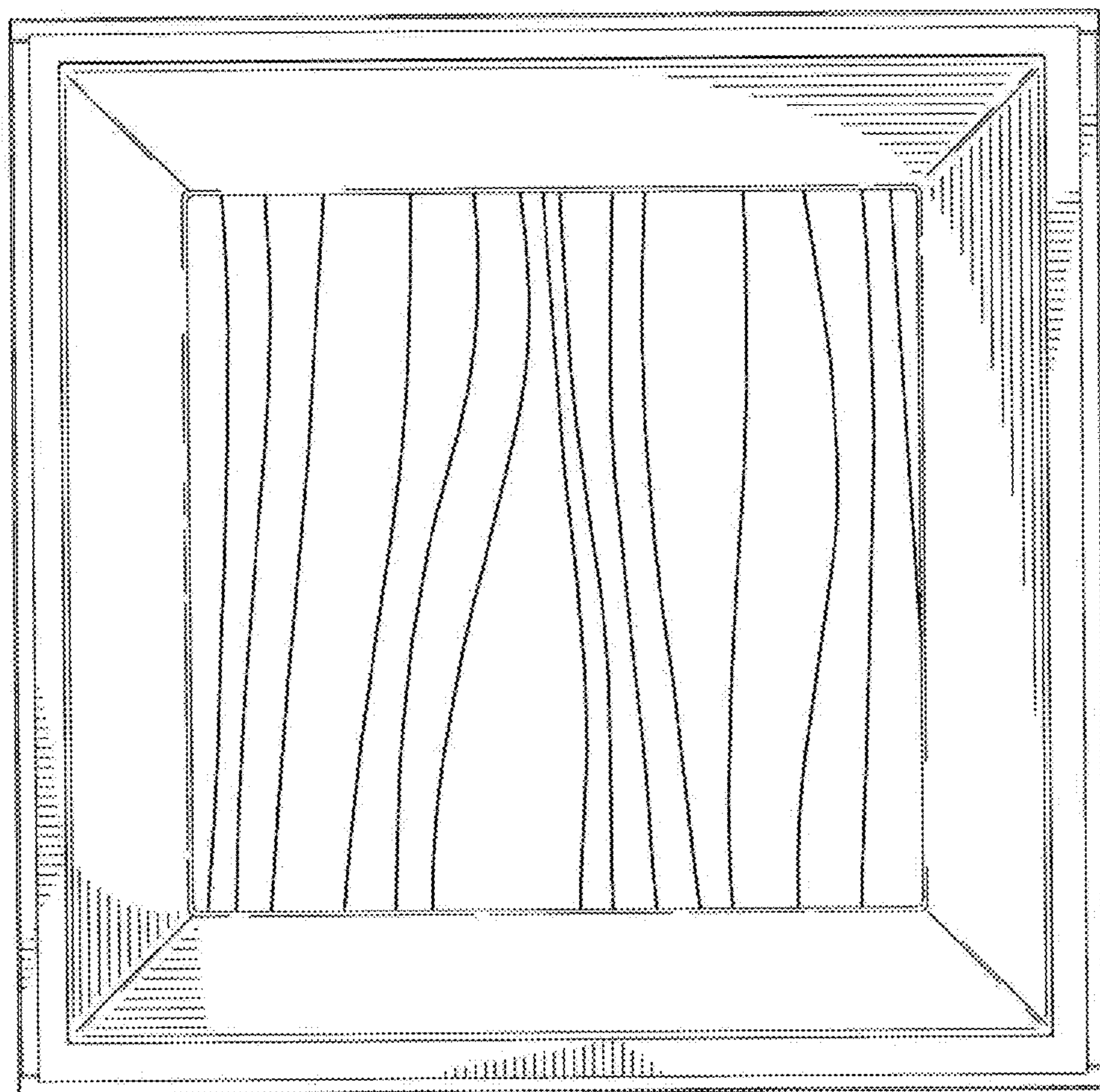


FIG. 12




FIG. 13




FIG. 14






FIG. 15



FIG. 16

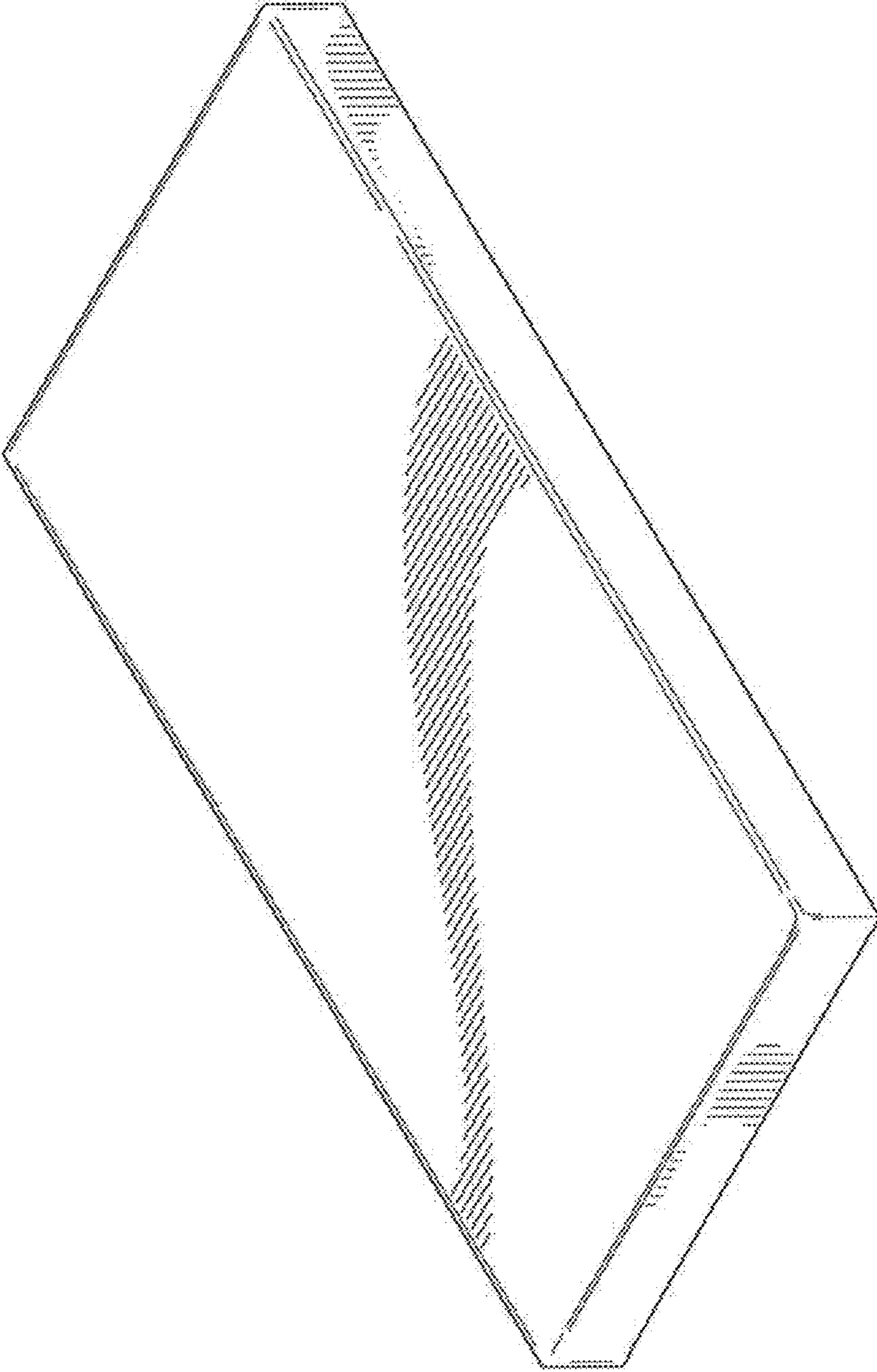


FIG. 17

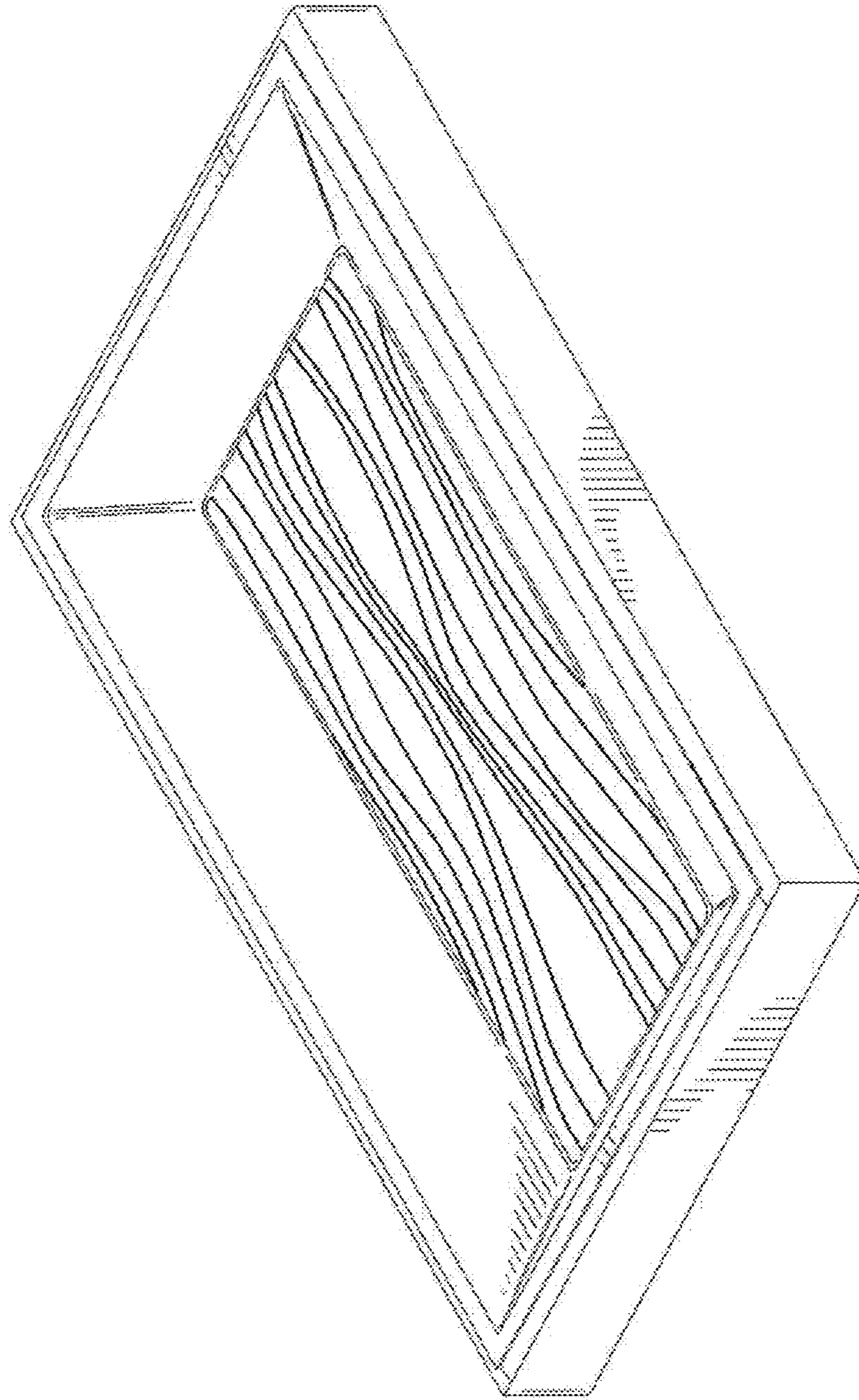


FIG. 18



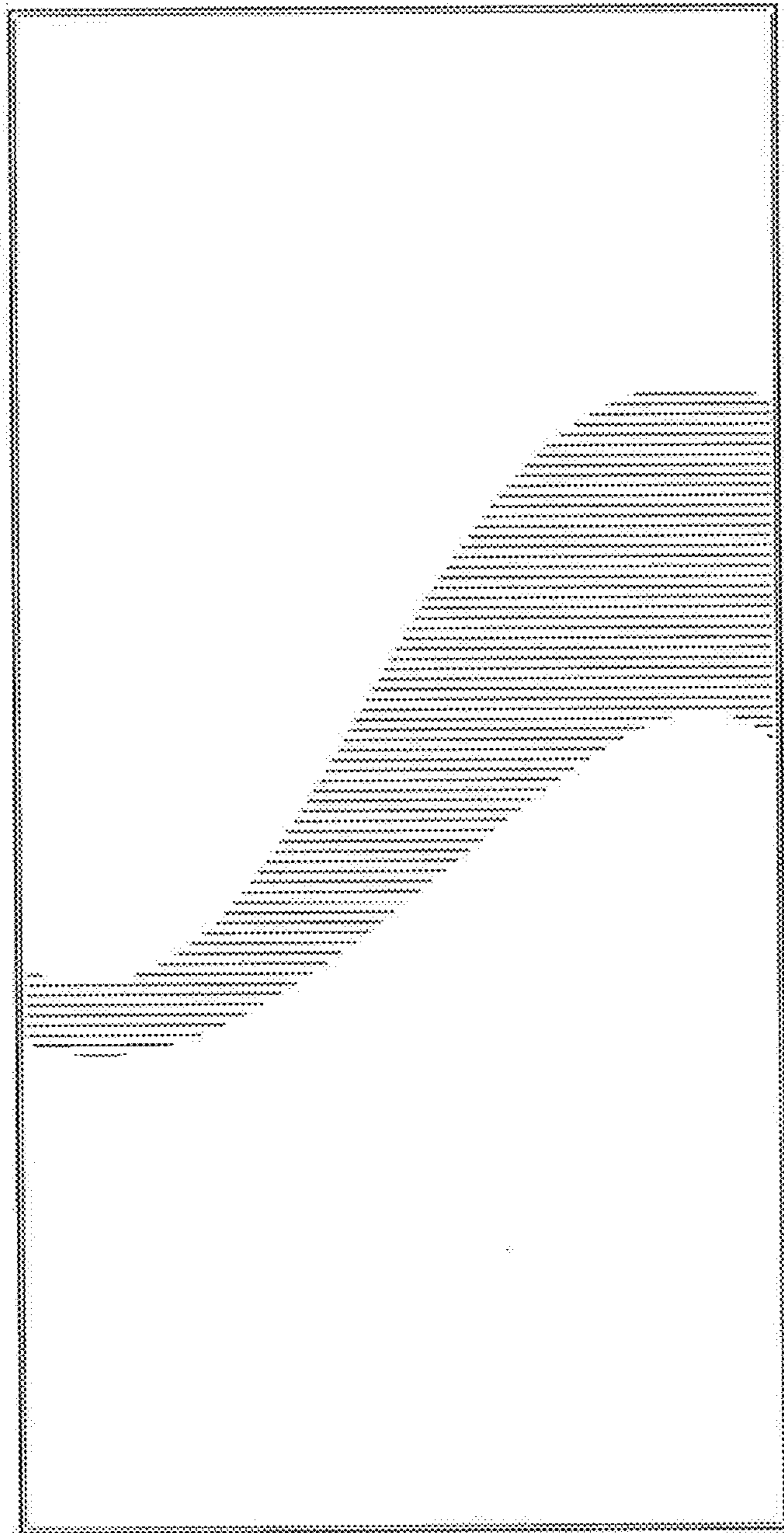


FIG. 19

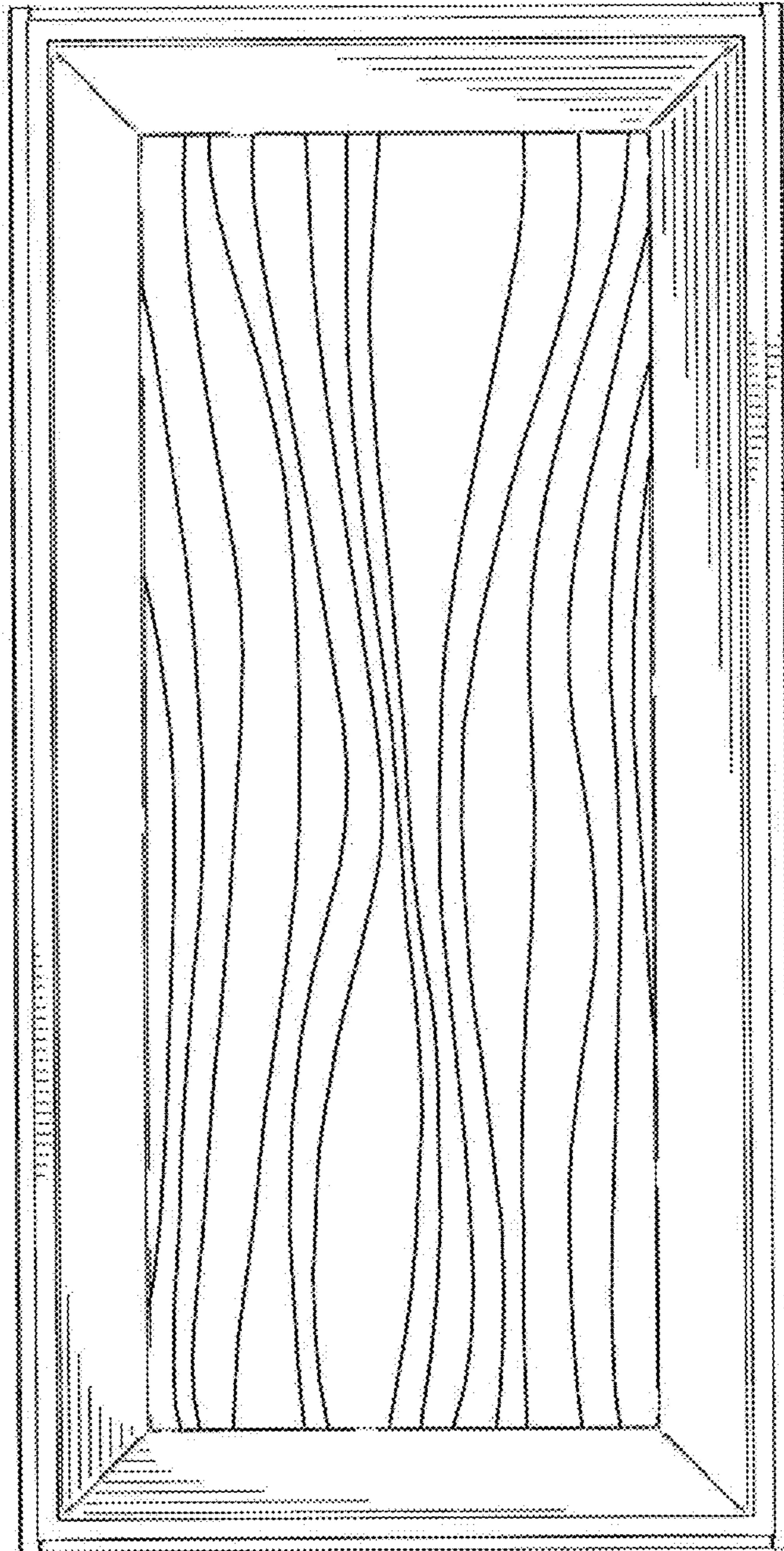


FIG. 20

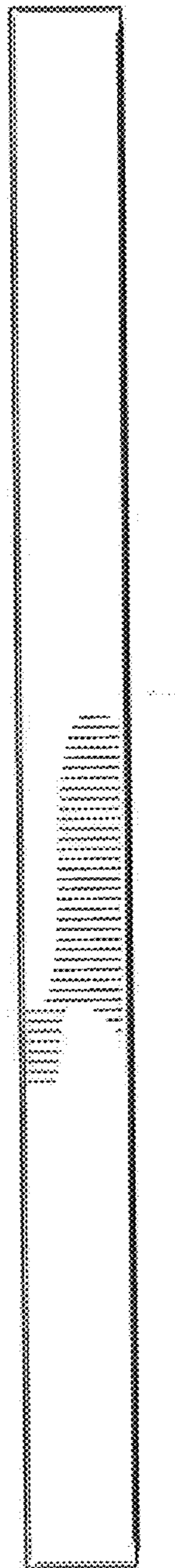


FIG. 21




FIG. 22






FIG. 23




FIG. 24