



US00D774654S

(12) **United States Design Patent**
Anderson

(10) **Patent No.:** **US D774,654 S**

(45) **Date of Patent:** **** Dec. 20, 2016**

(54) **SOCK WITH INTEGRATED STRAP**

(71) Applicant: **Sarah A. Anderson**, Albany, NY (US)

(72) Inventor: **Sarah A. Anderson**, Albany, NY (US)

(**) Term: **15 Years**

(21) Appl. No.: **29/534,574**

(22) Filed: **Jul. 29, 2015**

(51) **LOC (10) Cl.** **24-01**

(52) **U.S. Cl.**

USPC **D24/192; D2/980**

(58) **Field of Classification Search**

USPC **D24/192; D2/980-994**

CPC **A61H 9/0078; A61H 2209/00; A61H**

2205/106; A63B 71/1225; A63B

2071/1258; A63B 2071/1283; A43B

5/00; A43B 5/12

See application file for complete search history.

(56) **References Cited**

U.S. PATENT DOCUMENTS

3,769,722 A * 11/1973 Rhee **A43B 5/00**
36/2 R

5,050,620 A * 9/1991 Cooper **A61F 13/066**
128/882

6,196,986 B1 * 3/2001 Gardiner **A43B 3/0026**
128/882

(Continued)

OTHER PUBLICATIONS

MEDCO Sports Medicine & School First Aid, "Elastic Ankle Wrap," archived on May 28, 2015, and printed from http://web.archive.org/web/20150528163223/https://www.medco-athletics.com/Supply/Product.asp?Leaf_Id=112900 on Sep. 4, 2015, 1 page.

(Continued)

Primary Examiner — George D Kirschbaum

Assistant Examiner — Jennifer Watkins

(74) *Attorney, Agent, or Firm* — LaBatt, LLC

(57) **CLAIM**

The ornamental design for a sock with integrated strap, as shown and described.

DESCRIPTION

FIG. 1 is a bottom, front, left side perspective view of a sock with integrated strap according to the present design.

FIG. 2 is a top plan view of the sock with integrated strap shown in FIG. 1.

FIG. 3 is a front view of the sock with integrated strap shown in FIG. 1.

FIG. 4 is a right side elevation view of the sock with integrated strap shown in FIG. 1.

FIG. 5 is a left side elevation view of the sock with integrated strap shown in FIG. 1.

FIG. 6 is a rear view of the sock with integrated strap shown in FIG. 1.

FIG. 7 is a bottom view of the sock with integrated strap shown in FIG. 1.

FIG. 8 is a top, front, right side perspective view of a sock with integrated strap on a foot according to the present design.

FIG. 9 is a top plan view of the sock with integrated strap shown in FIG. 8.

FIG. 10 is a front view of the sock with integrated strap shown in FIG. 8.

FIG. 11 is a right side elevation view of the sock with integrated strap shown in FIG. 8.

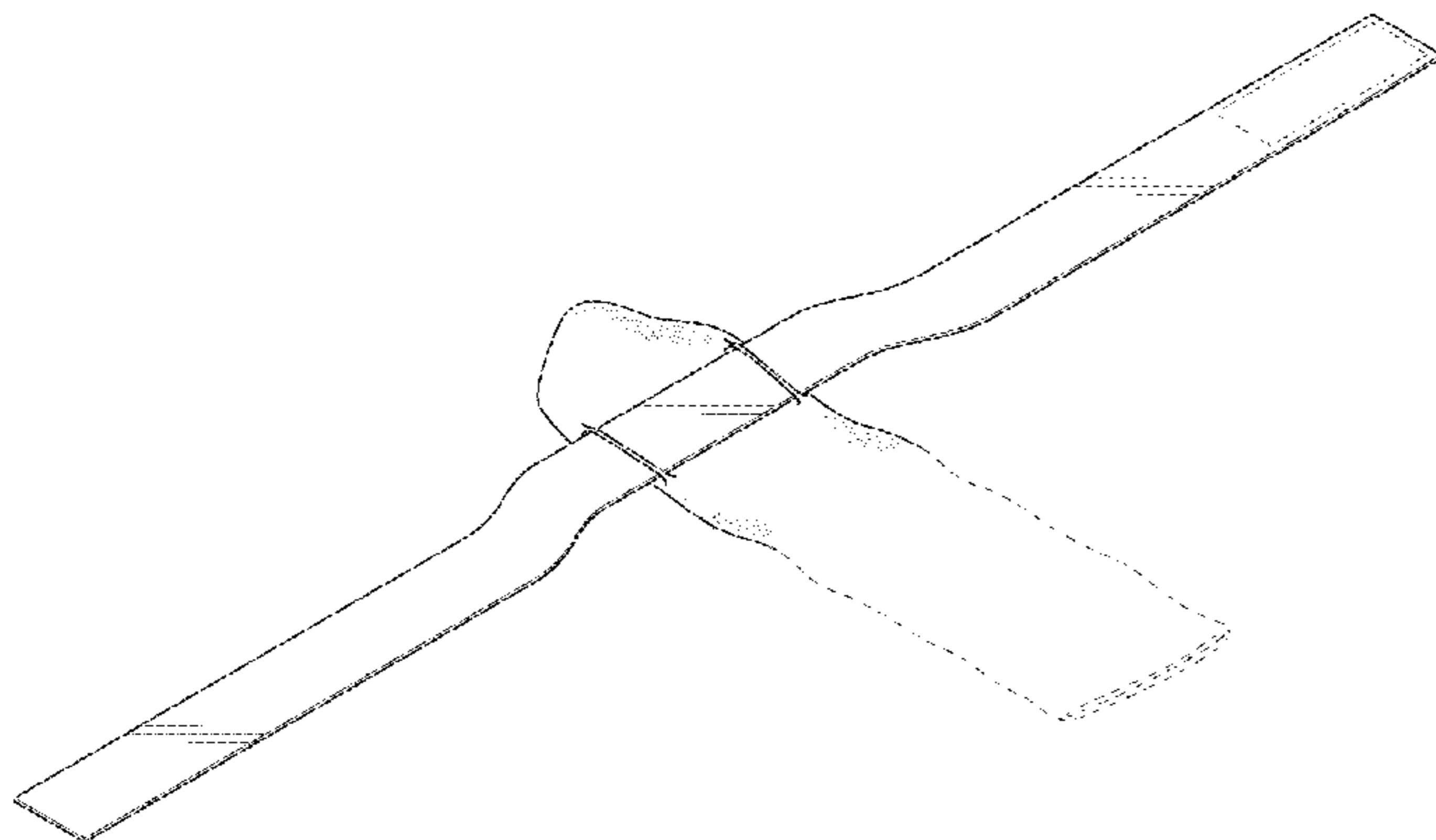
FIG. 12 is a left side elevation view of the sock with integrated strap shown in FIG. 8.

FIG. 13 is a rear view of the sock with integrated strap shown in FIG. 8; and,

FIG. 14 is a bottom view of the sock with integrated strap shown in FIG. 8.

The broken lines illustrate portions of a sock with integrated strap and form no part of the claim.

1 Claim, 11 Drawing Sheets



(56)

References Cited

U.S. PATENT DOCUMENTS

7,166,760 B1 * 1/2007 Talbot A61F 13/066
602/23
D600,438 S * 9/2009 Edy D2/980
D633,657 S * 3/2011 Oban D29/121.2
D703,336 S * 4/2014 Eldridge D24/192
D739,647 S * 9/2015 House D2/896
2008/0243173 A1 * 10/2008 Thorpe A61B 17/1322
606/203
2011/0191942 A1 * 8/2011 Villalobos A41B 11/00
2/240
2013/0310723 A1 * 11/2013 Chiang A61F 5/0111
602/27
2014/0041099 A1 * 2/2014 Boyd A41B 11/125
2/239
2015/0096107 A1 * 4/2015 Krumel A43B 5/12
2/239

OTHER PUBLICATIONS

BraceAbility, "BraceAbility Slip-on Elastic Foot Wrap & Ankle Sleeve," archived on Jul. 28, 2014, printed from <http://web.archive.org/web/20140728115805/http://www.braceability.com/brand/braceability-orthopedic-braces/braceability-elastic-foot-wrap> on Sep. 4, 2015, 3 pages.

"The Sock Wearing Instructions," archived on Dec. 8, 2014, <http://web.archive.org/web/20141208175405/http://thesock.com/works/wearing-instructions> on Sep. 4, 2015, 3 pages.

* cited by examiner

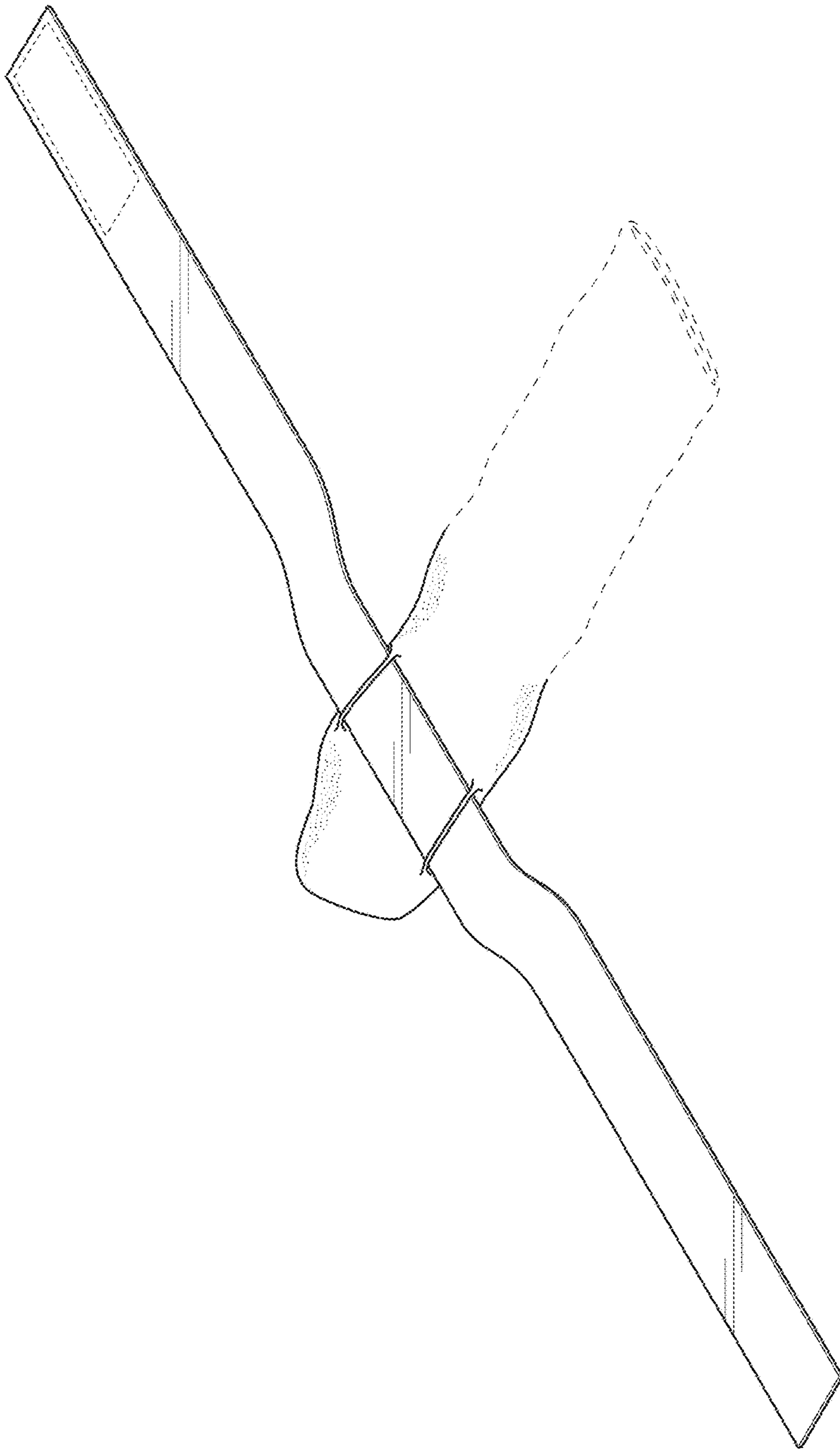


FIG. 1

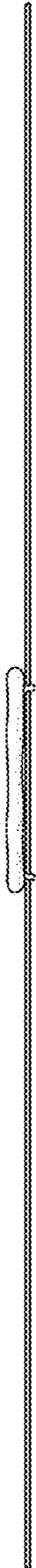


FIG. 2

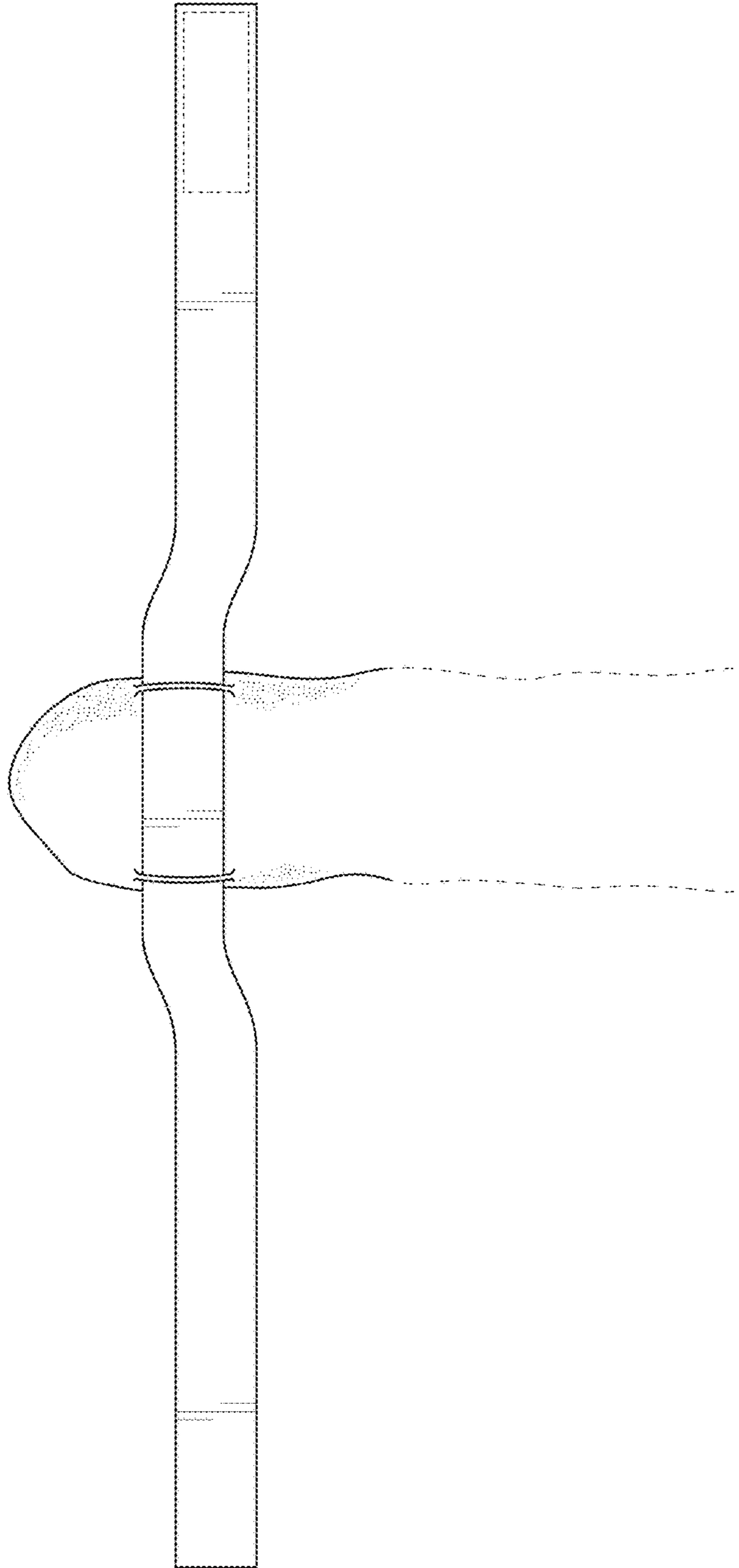


FIG. 3

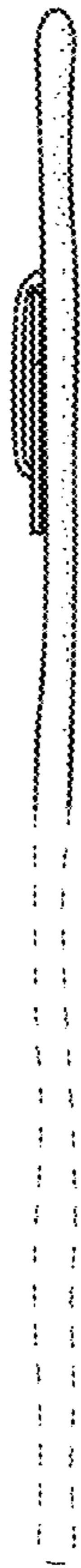


FIG. 4

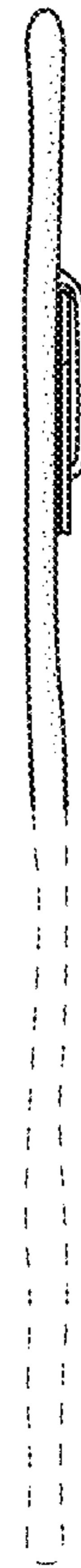


FIG. 5

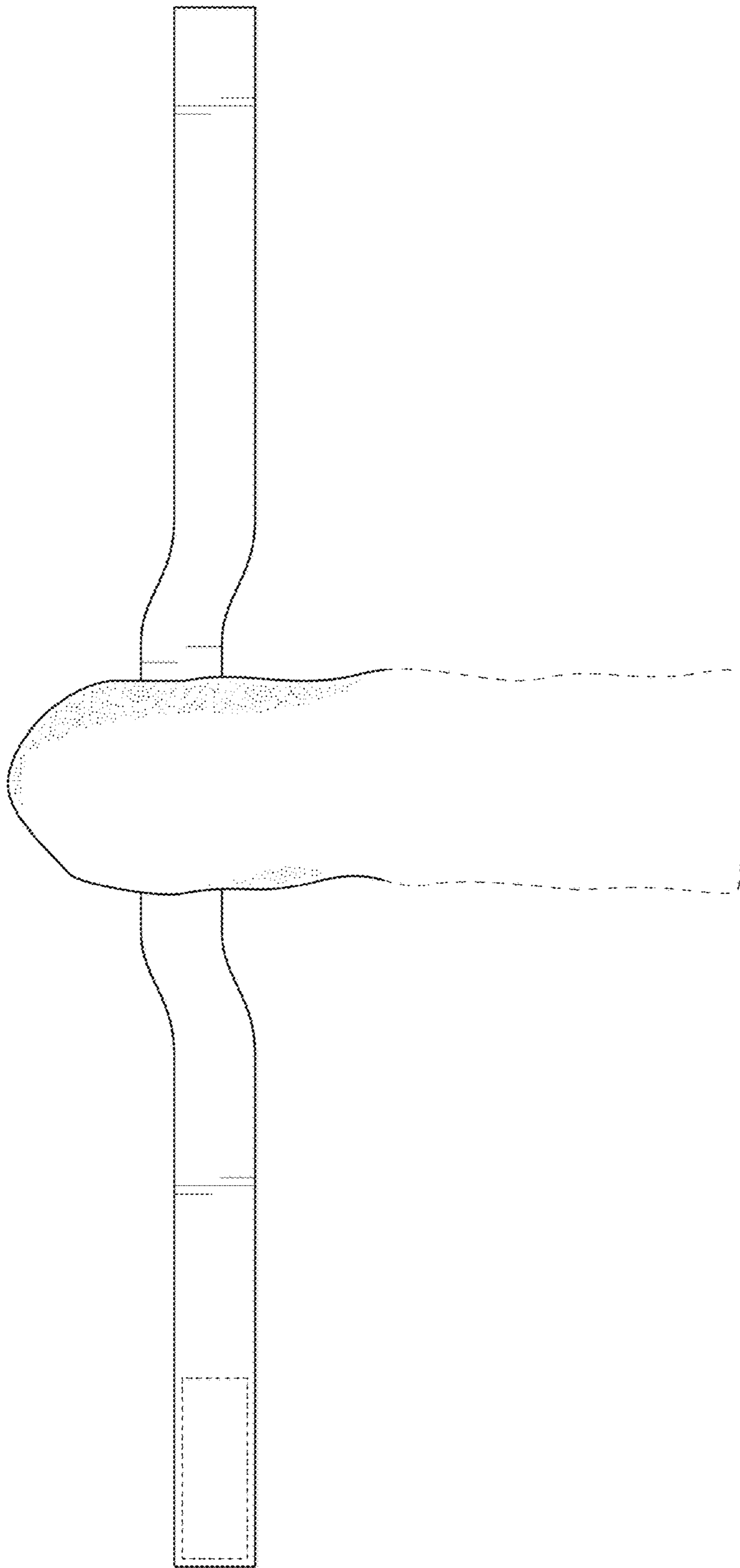


FIG. 6

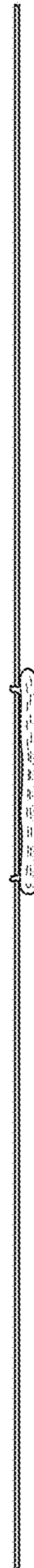


FIG. 7

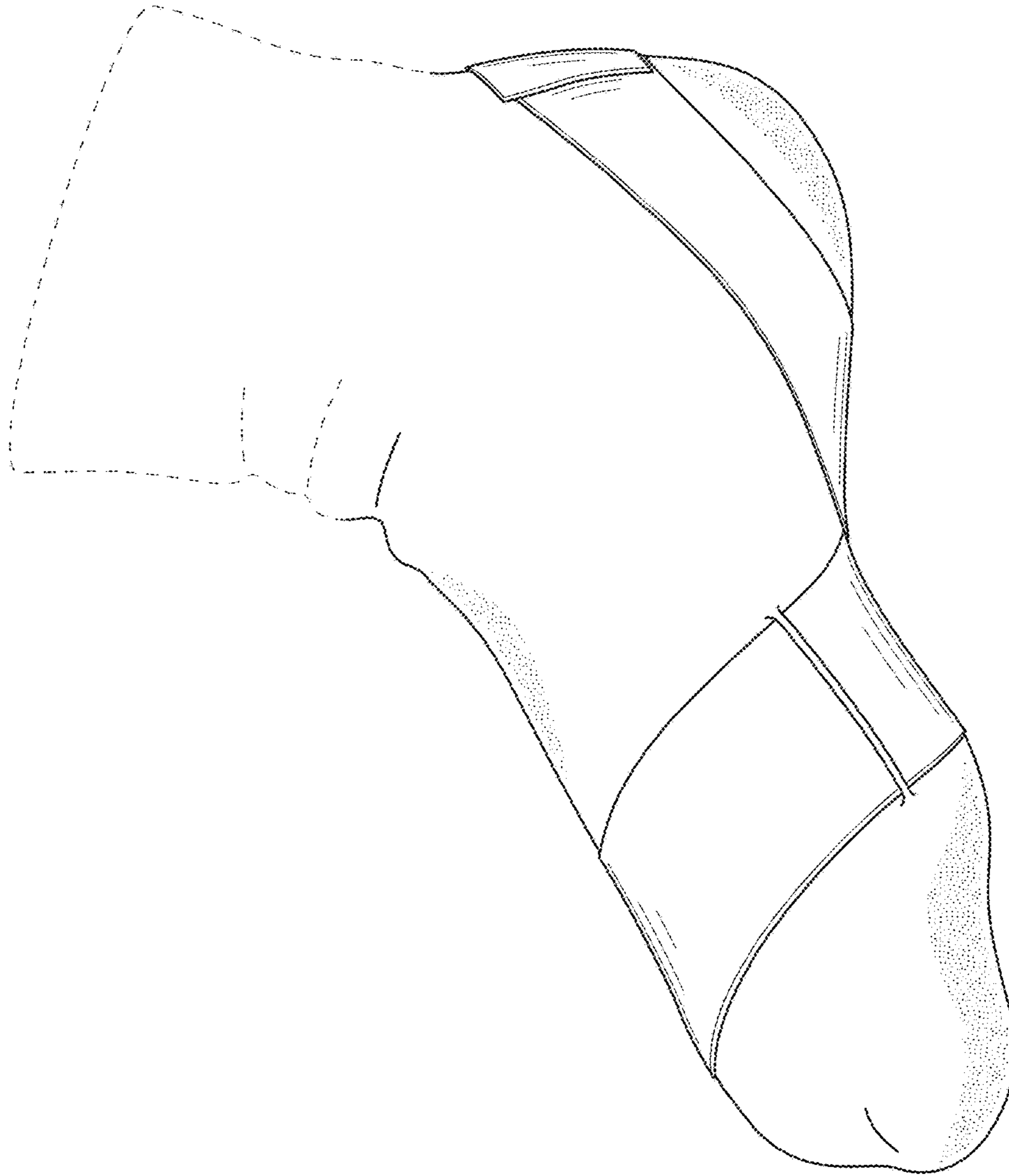


FIG. 8

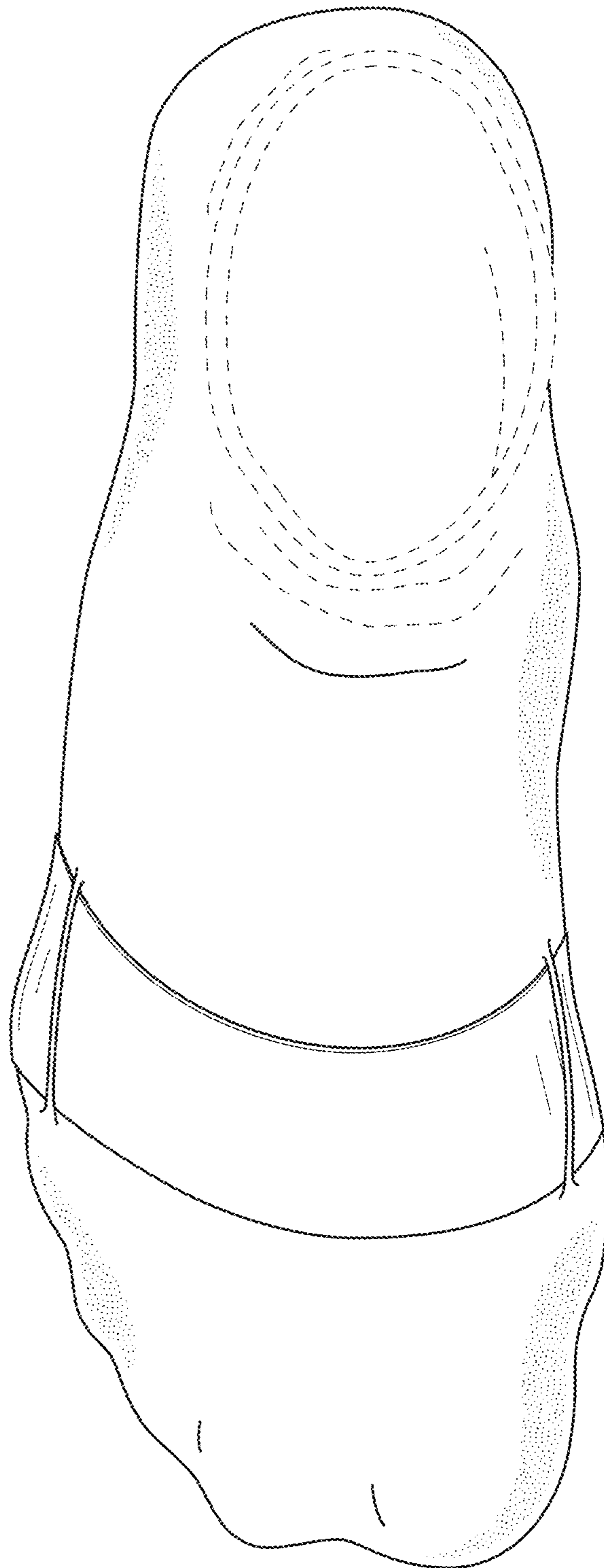


FIG. 9

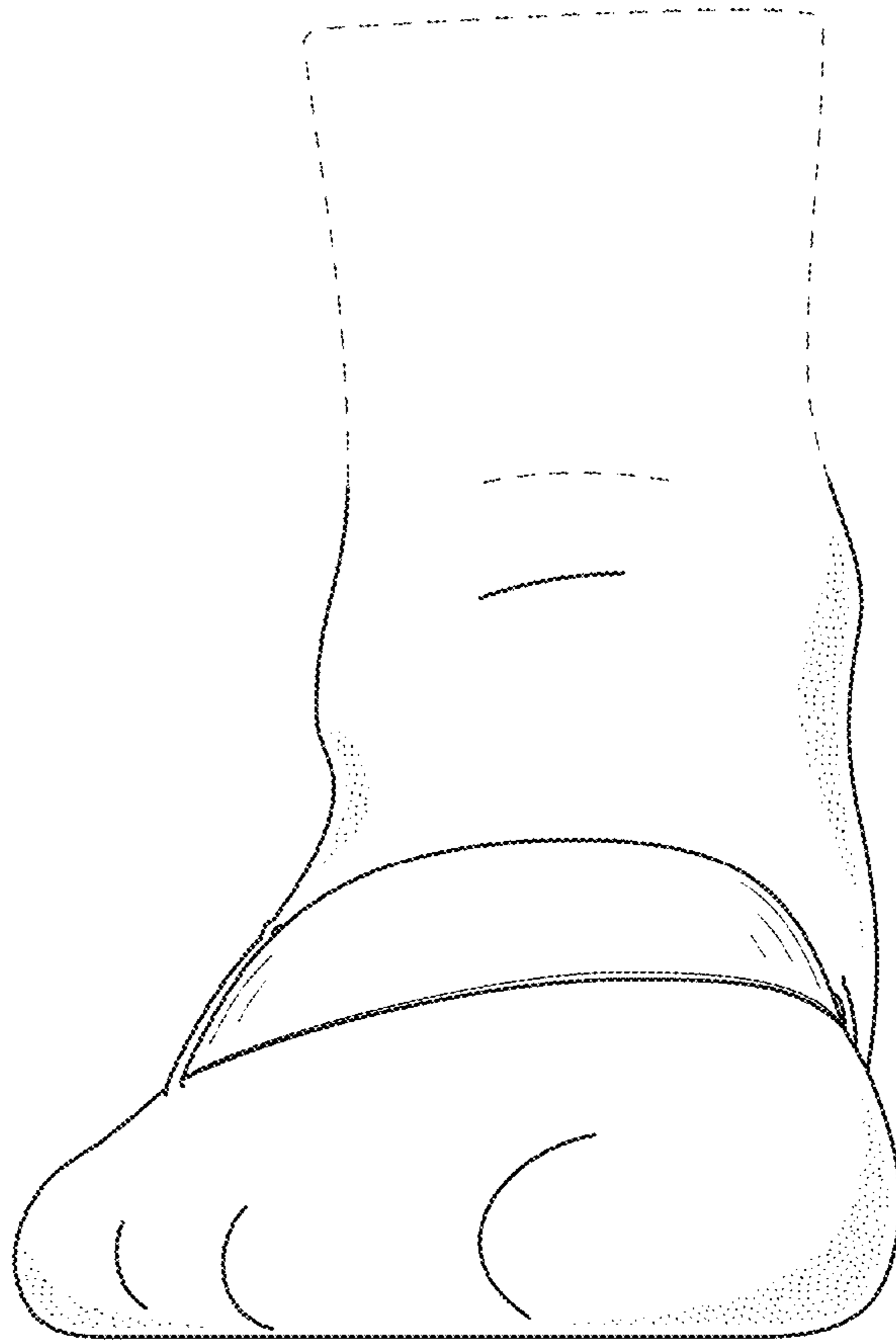


FIG. 10



FIG. 11



FIG. 12

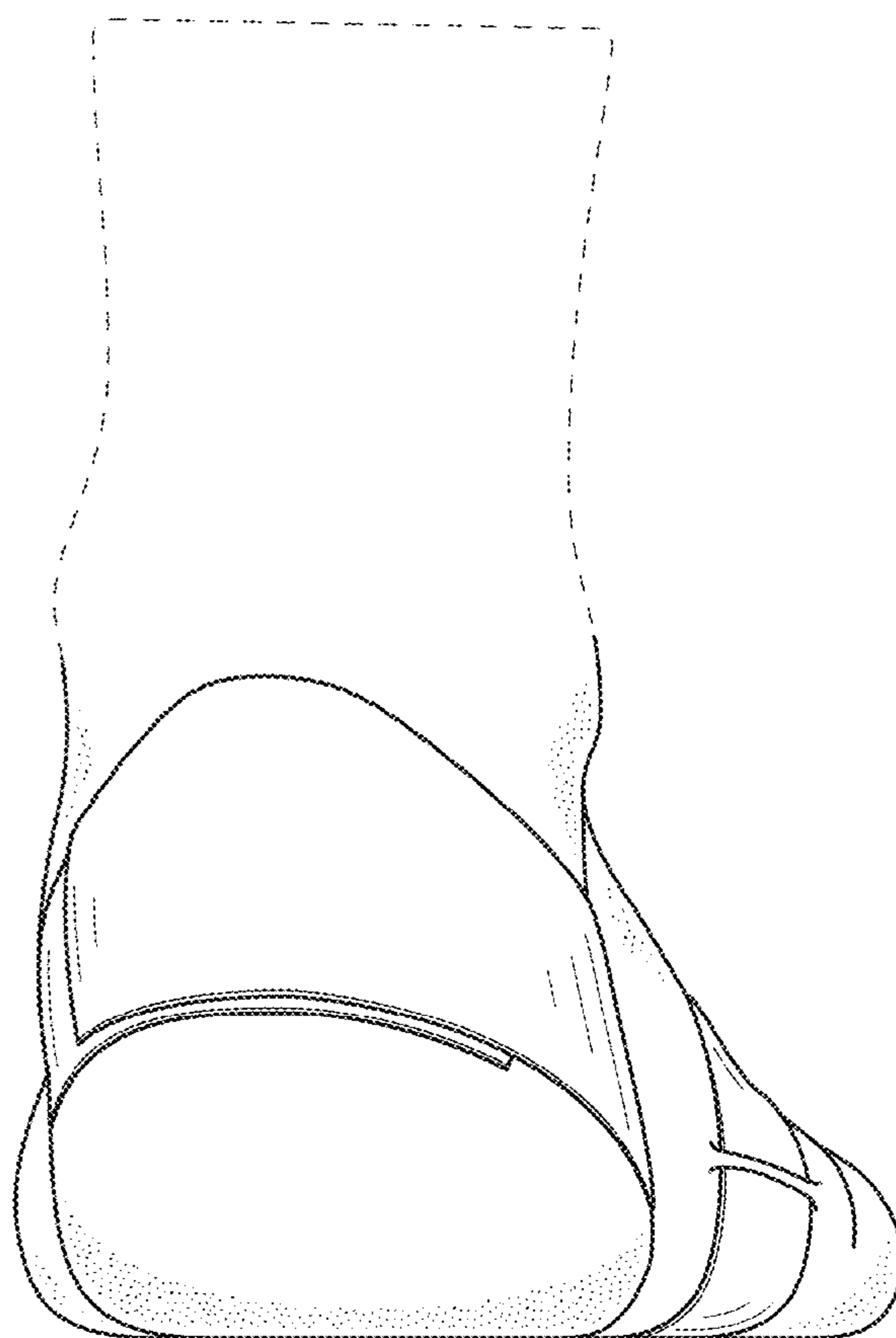


FIG. 13

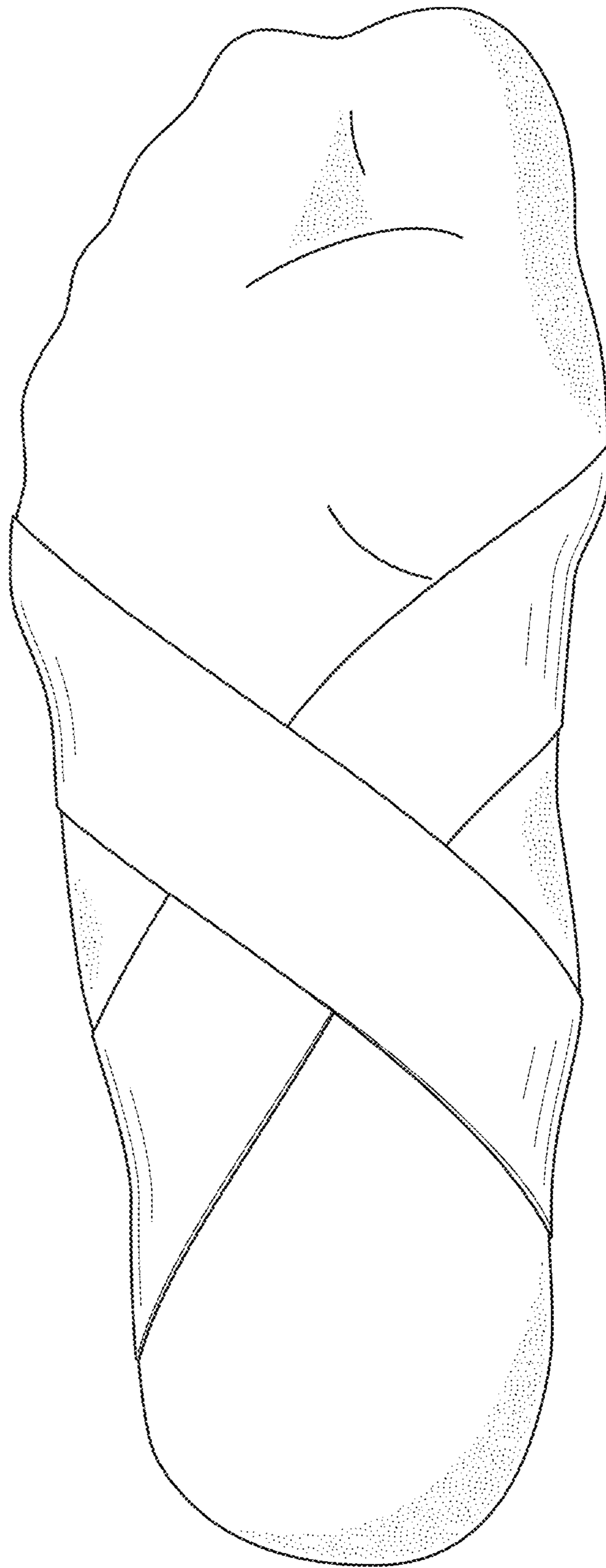


FIG. 14