



US00D774642S

(12) **United States Design Patent** (10) **Patent No.:** **US D774,642 S**  
**Stahl** (45) **Date of Patent:** **\*\* Dec. 20, 2016**

(54) **SANITARY ARTICLE** D434,144 S \* 11/2000 Anderson ..... D24/124  
 D449,936 S \* 11/2001 Cohen ..... D5/37  
 (71) Applicant: **SCA Hygiene Products AB**, Goeteborg 6,814,721 B1 \* 11/2004 Hansson ..... A61F 13/47254  
 (SE) 604/374  
 D523,957 S \* 6/2006 Persson ..... D24/125  
 (72) Inventor: **Shadi Stahl**, Goeteborg (SE) D542,410 S \* 5/2007 Gubernick ..... D24/125  
 D571,461 S \* 6/2008 Plante ..... D24/124  
 D576,282 S \* 9/2008 Yanaki ..... D24/189  
 (73) Assignee: **SCA HYGIENE PRODUCTS AB**, D583,934 S \* 12/2008 Li ..... D24/124  
 Gothenburg (SE) D604,410 S \* 11/2009 Bogren ..... D24/124  
 8,202,264 B1 \* 6/2012 Pettit ..... A61F 13/494  
 (\*\*) Term: **14 Years** 2/403  
 D668,332 S \* 10/2012 Hough ..... D24/124  
 D679,392 S \* 4/2013 Peterson ..... D24/128  
 (21) Appl. No.: **29/521,880** 2005/0118399 A1 \* 6/2005 Perneborn ..... B29C 66/05  
 428/171  
 (22) Filed: **Mar. 26, 2015**

\* cited by examiner

(30) **Foreign Application Priority Data**  
 Sep. 26, 2014 (EM) ..... 2546077  
 (51) **LOC (10) Cl.** ..... **24-04**  
 (52) **U.S. Cl.**  
 USPC ..... **D24/124**  
 (58) **Field of Classification Search**  
 USPC ..... D2/701, 704, 705, 961; D24/124, 125,  
 D24/126, 141, 189; D29/101.5, 119,  
 D29/121.1; 604/385.03, 385.04, 387, 389  
 CPC ..... A61F 13/15; A61F 13/64; A61F 13/476;  
 A61F 13/5611; A61F 13/5633; A61F  
 2013/16; A61F 2013/1708  
 See application file for complete search history.

*Primary Examiner* — Susan E Krakower  
*Assistant Examiner* — Lisa A Grabenstetter  
 (74) *Attorney, Agent, or Firm* — Buchanan Ingersoll &  
 Rooney PC

(57) **CLAIM**

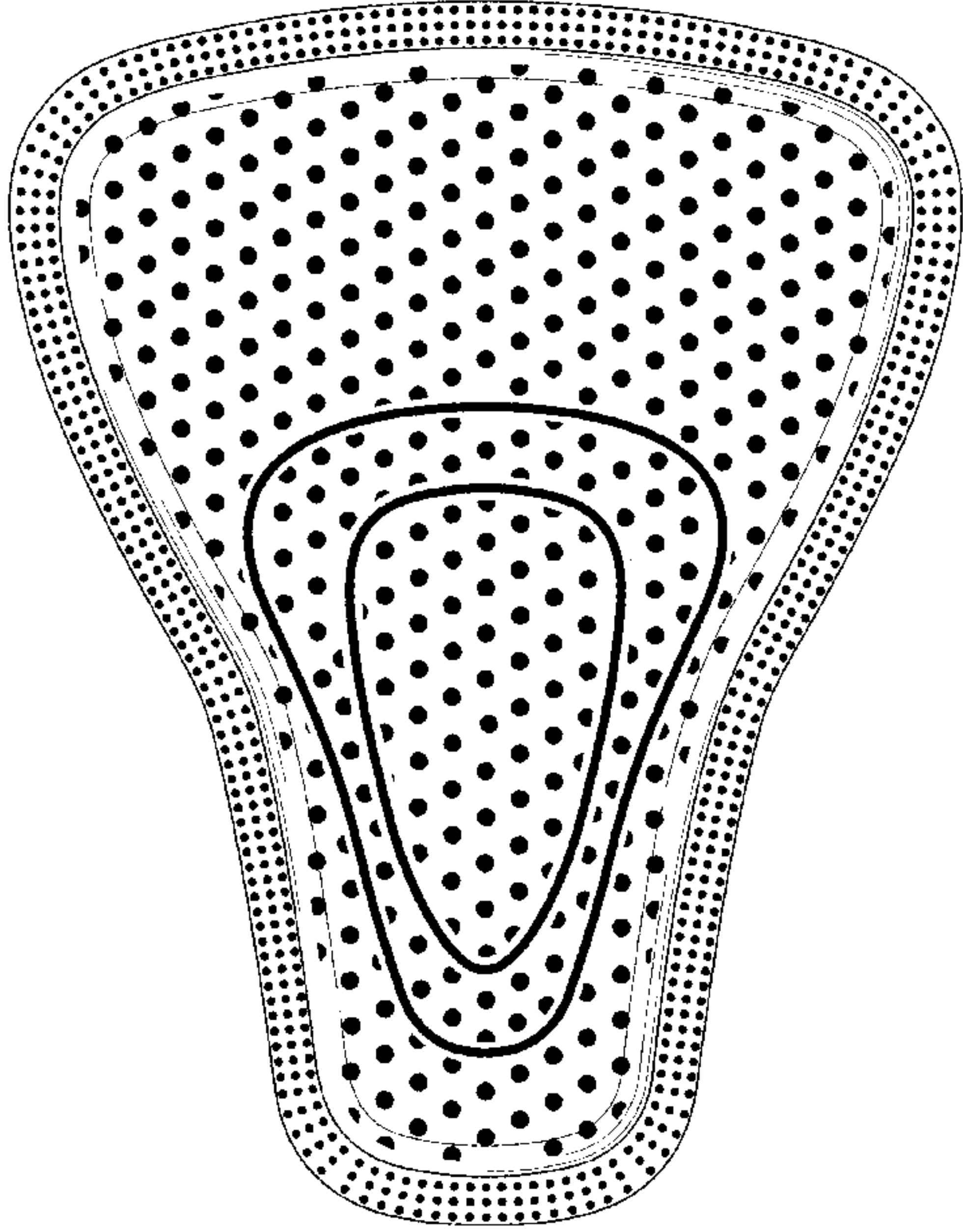
The ornamental design for a sanitary article, as shown and described.

**DESCRIPTION**

FIG. 1 is a top plan view of a sanitary article showing my new design.  
 FIG. 2 is a bottom plan view thereof.  
 FIG. 3 is a front view thereof.  
 FIG. 4 is a rear view thereof.  
 FIG. 5 is a right side view thereof; and,  
 FIG. 6 is a left side view thereof.  
 The broken lines and interior unshaded surface in FIG. 2 represents an unclaimed portion of the design.

(56) **References Cited**  
 U.S. PATENT DOCUMENTS  
 D268,964 S \* 5/1983 Riedell ..... D2/711  
 D336,549 S \* 6/1993 Stabile ..... D24/124  
 D415,836 S \* 10/1999 Dunshee ..... D24/189  
 D426,887 S \* 6/2000 Rubio ..... D24/125  
 D433,572 S \* 11/2000 Bissah ..... D5/37

**1 Claim, 3 Drawing Sheets**



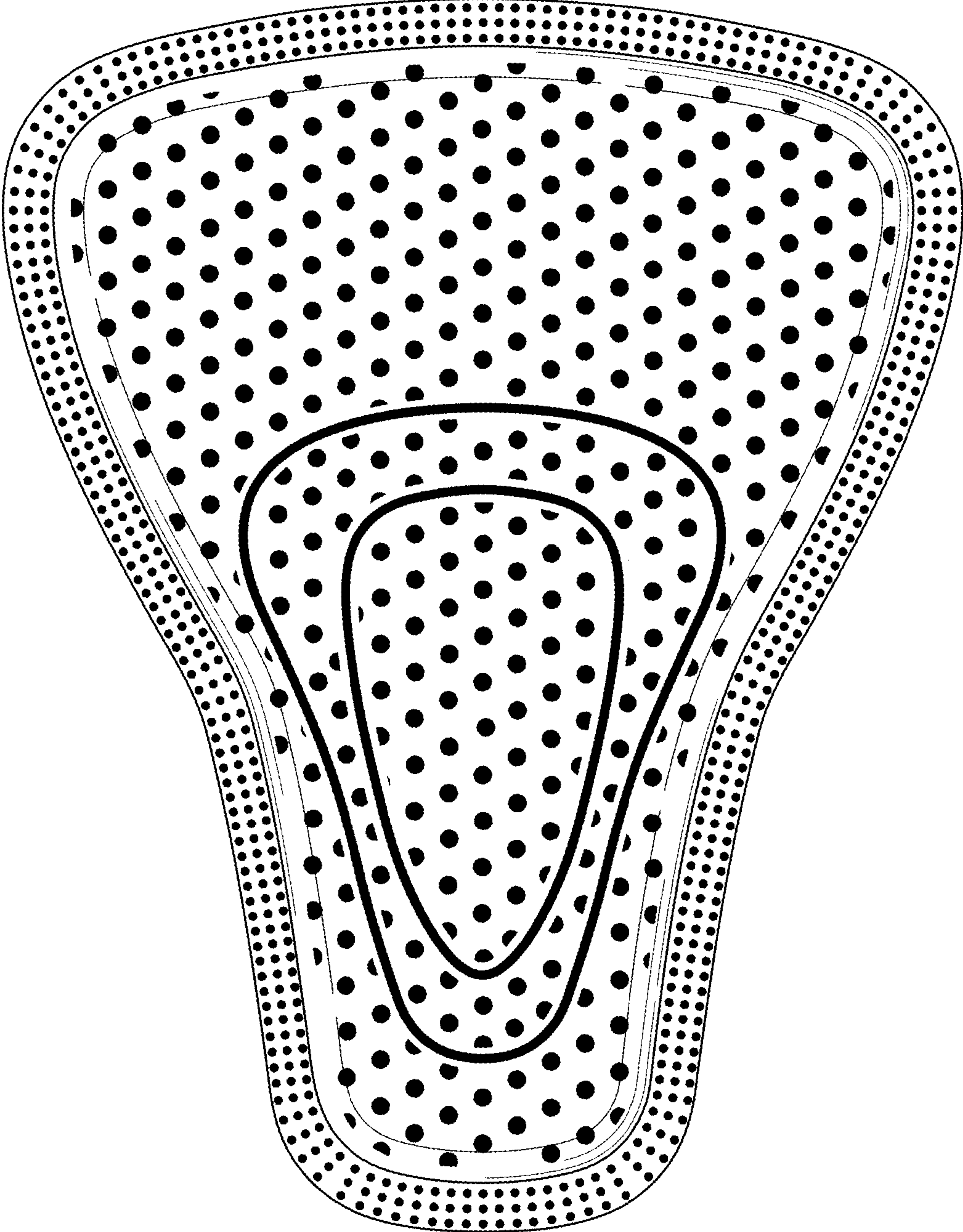


FIG. 1




FIG. 2

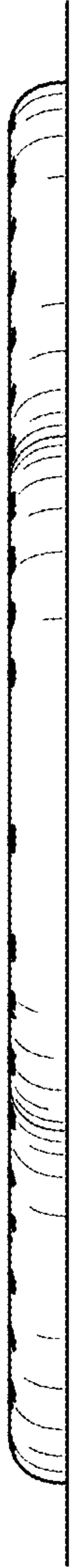


FIG. 3



FIG. 4



FIG. 5



FIG. 6