



US00D774632S

(12) **United States Design Patent** (10) **Patent No.:** **US D774,632 S**
Park (45) **Date of Patent:** **** Dec. 20, 2016**

(54) **AIR CONDITIONER**

(71) Applicant: **Samsung Electronics Co., Ltd.**,
Suwon-si (KR)

(72) Inventor: **Jin Sook Park**, Uiwang-si (KR)

(73) Assignee: **SAMSUNG ELECTRONICS CO., LTD.** (KR)

(**) Term: **14 Years**

(21) Appl. No.: **29/509,718**

(22) Filed: **Nov. 20, 2014**

(30) **Foreign Application Priority Data**

May 22, 2014 (KR) 30-2014-0025355

(51) **LOC (10) Cl.** **23-04**

(52) **U.S. Cl.**
USPC **D23/351**

(58) **Field of Classification Search**
USPC D23/324-327, 332-334,
342-344, D23/351-354, 370, 385, 388;
165/121; 454/284; 62/259.1, 298, 407
CPC F24F 13/08; F24F 13/15; F24F 13/1413;
F24F 1/00; F24F 1/27; F24F 2001/0037;
F24F 2001/004; F24F 2001/0048
See application file for complete search history.

(56) **References Cited**

U.S. PATENT DOCUMENTS

D310,711 S * 9/1990 Welch D23/325
D311,244 S * 10/1990 Allard D23/325
D556,880 S * 12/2007 Choi D23/351
D558,866 S * 1/2008 Yamamoto D23/351
D699,828 S * 2/2014 Saitou D23/351
D700,306 S * 2/2014 Seki D23/351
D700,307 S * 2/2014 Seki D23/351
D720,062 S * 12/2014 Guojie D23/351

D720,445 S * 12/2014 Murai D23/351
D720,842 S * 1/2015 Chouji D23/351
D740,404 S * 10/2015 Li D23/351
D744,076 S * 11/2015 Xu D23/351
2012/0122389 A1* 5/2012 Kishimoto F24F 1/0007
454/284
2015/0300678 A1* 10/2015 Niimura F24F 13/20
454/284

OTHER PUBLICATIONS

Samsung [online]. Retrieved on Apr. 25, 2016 from URL: http://www.samsung.com/levant/consumer/home-appliances/air-conditioners/wall-mount/AR12HPFNDWK/SG.*

* cited by examiner

Primary Examiner — Manpreet Matharu

Assistant Examiner — Keith Wilson

(74) *Attorney, Agent, or Firm* — Cantor Colburn LLP

(57) **CLAIM**

I claim, the ornamental design for an air conditioner, as shown and described.

DESCRIPTION

FIG. 1 is a perspective view of an air conditioner, showing my new design;
FIG. 2 is a front view thereof;
FIG. 3 is a rear view thereof;
FIG. 4 is a side view thereof;
FIG. 5 is another side view thereof;
FIG. 6 is a top plan view thereof;
FIG. 7 is a bottom plan view thereof; and,
FIG. 8 is another perspective view thereof in an alternate configuration.
The broken lines illustrating portions of the air conditioner are for environmental purposes only and form no part of the claimed design.

1 Claim, 8 Drawing Sheets


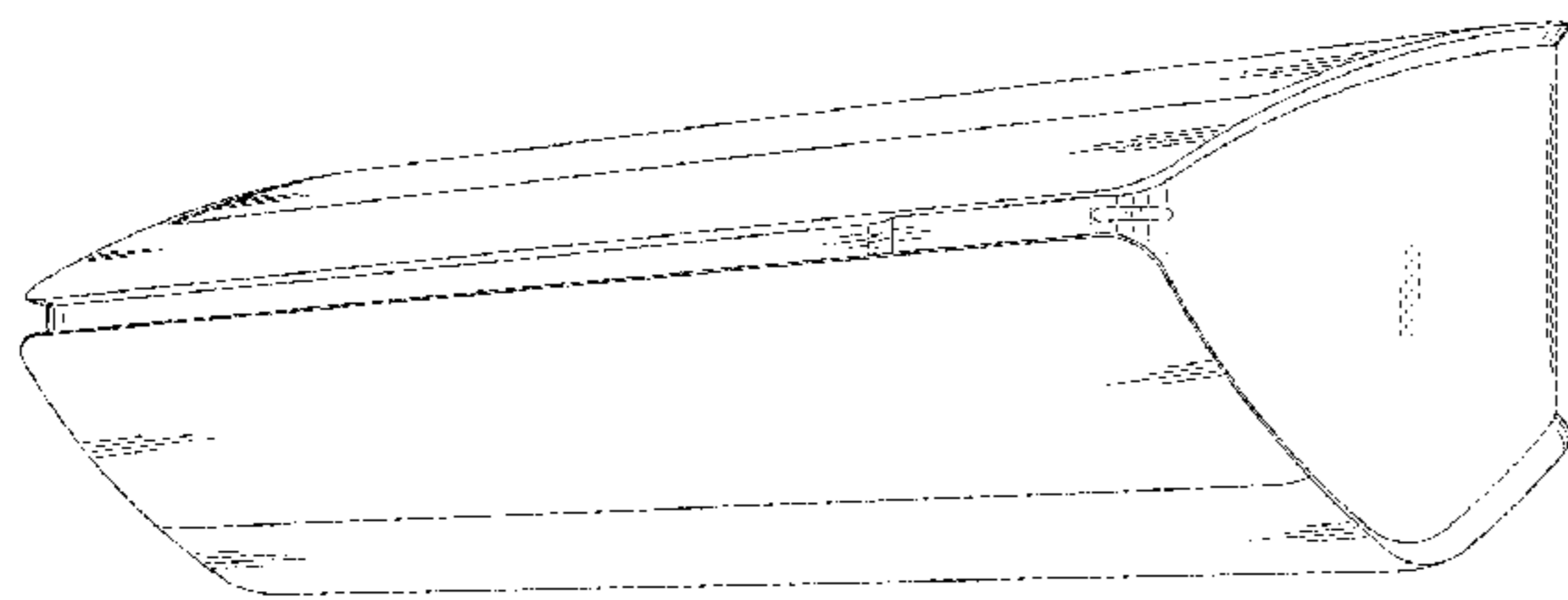


FIG. 1

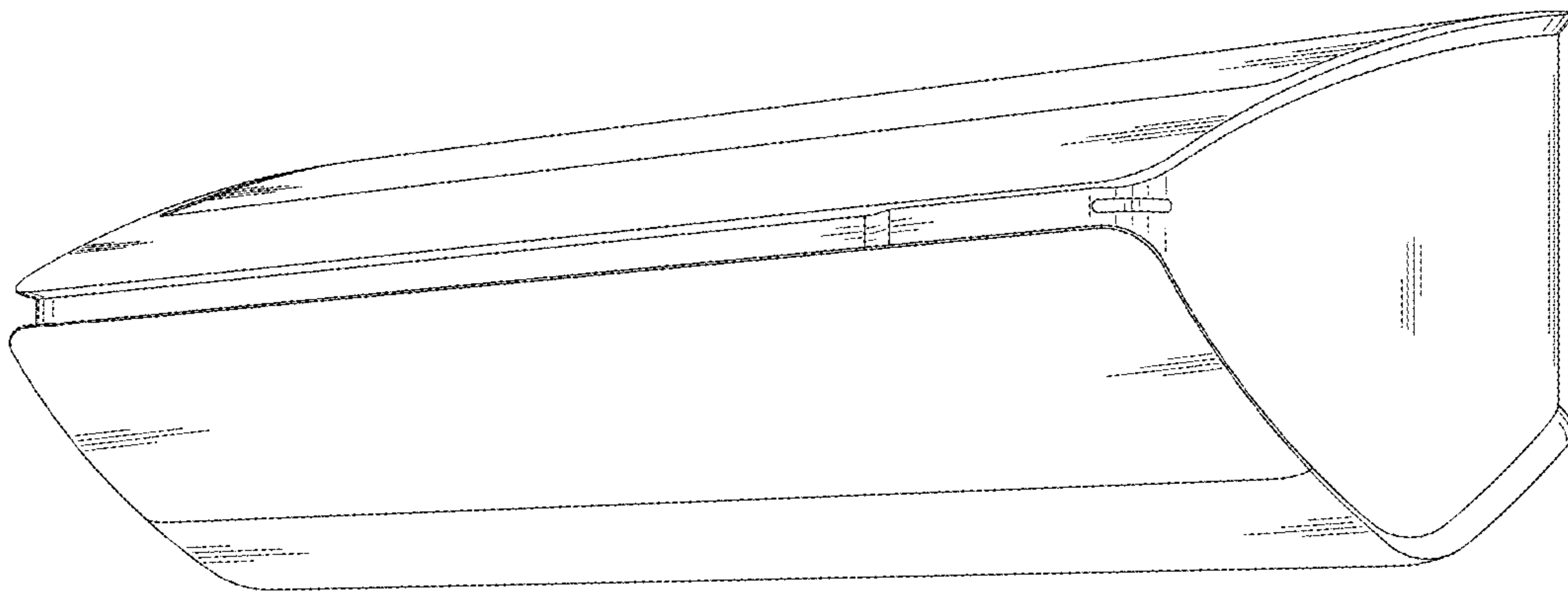


FIG. 2




FIG. 3

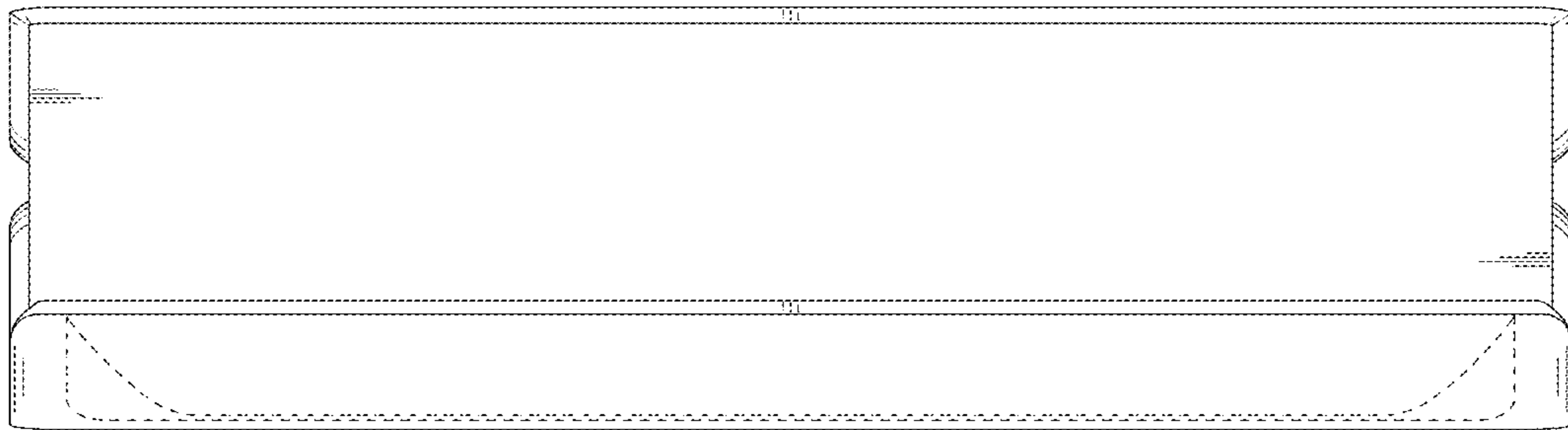


FIG. 4

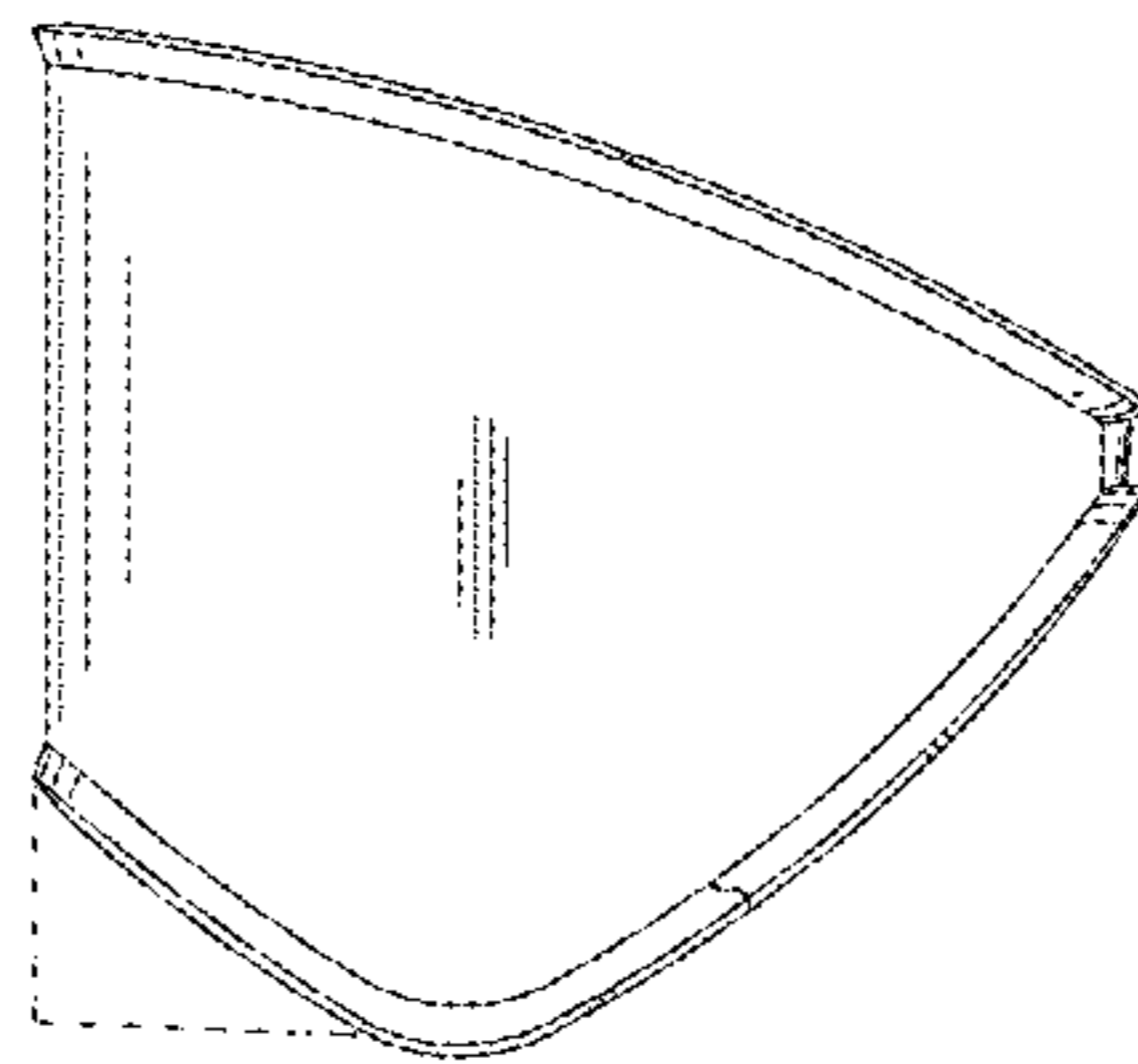


FIG. 5

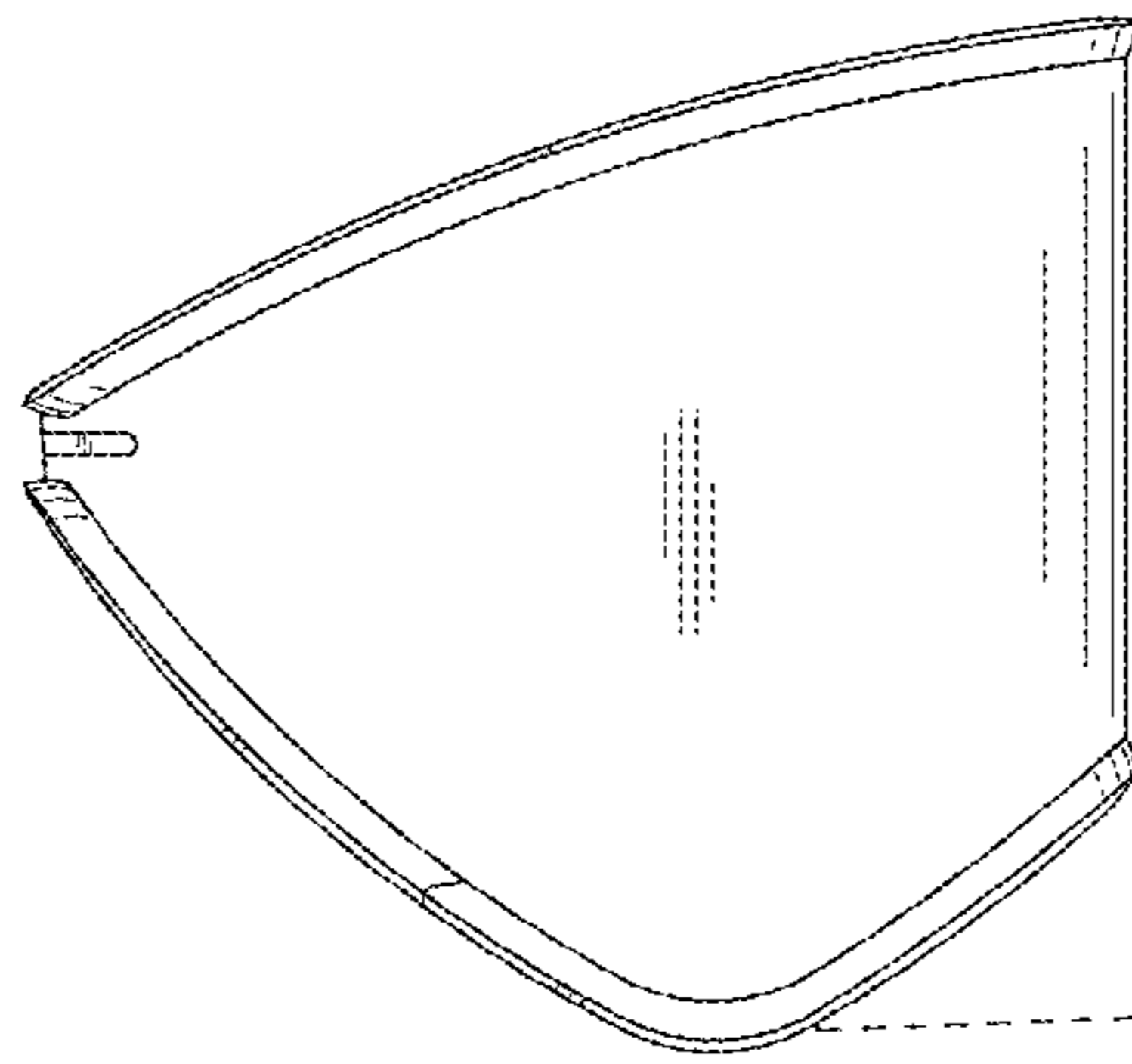


FIG. 6




FIG. 7



FIG. 8

