



US00D774608S

(12) **United States Design Patent**
Serrano et al.

(10) **Patent No.:** **US D774,608 S**

(45) **Date of Patent:** **** Dec. 20, 2016**

(54) **GOLF CLUB HEAD WITH ALIGNMENT AID**

(71) Applicant: **Karsten Manufacturing Corporation,**
Phoenix, AZ (US)

(72) Inventors: **Tony Serrano,** Phoenix, AZ (US);
Xiaojian Chen, Phoenix, AZ (US)

(73) Assignee: **Karsten Manufacturing Corporation,**
Phoenix, AZ (US)

(**) Term: **15 Years**

(21) Appl. No.: **29/535,075**

(22) Filed: **Aug. 3, 2015**

(51) **LOC (10) Cl.** **21-02**

(52) **U.S. Cl.**
USPC **D21/743**

(58) **Field of Classification Search**
USPC D21/736-746
CPC ... A63B 53/065; A63B 53/0487; A63B 53/00;
A63B 53/04; A63B 53/007
See application file for complete search history.

(56) **References Cited**

U.S. PATENT DOCUMENTS

3,884,477	A	5/1975	Bianco	
4,030,766	A	6/1977	Derr	
D316,129	S	4/1991	Bryson	
D375,131	S	10/1996	Williams	
D399,900	S	10/1998	Hogan	
D402,343	S *	12/1998	Helmstetter	D21/736
D411,271	S *	6/1999	Nelson	D21/738
6,159,108	A	12/2000	De La Pena	
6,379,259	B1	4/2002	Opie	
D484,937	S *	1/2004	Madore	D21/742
D488,526	S	4/2004	Souza	
D496,417	S	9/2004	Tang	
D500,109	S	12/2004	Solheim	
D500,110	S	12/2004	Solheim	

6,837,801	B1	1/2005	Souza	
6,878,071	B1	4/2005	Schwleger	
6,893,355	B2	5/2005	Souza	
6,902,496	B2	6/2005	Solheim	
D507,612	S	7/2005	Souza	
6,926,615	B1	8/2005	Souza	
D511,802	S *	11/2005	Cameron	D21/744
6,960,140	B2	11/2005	Solheim	
6,966,845	B2	11/2005	Solheim	
D514,181	S *	1/2006	Cameron	D21/738
D520,584	S	5/2006	Karlsen	

(Continued)

Primary Examiner — Mitchell Siegel

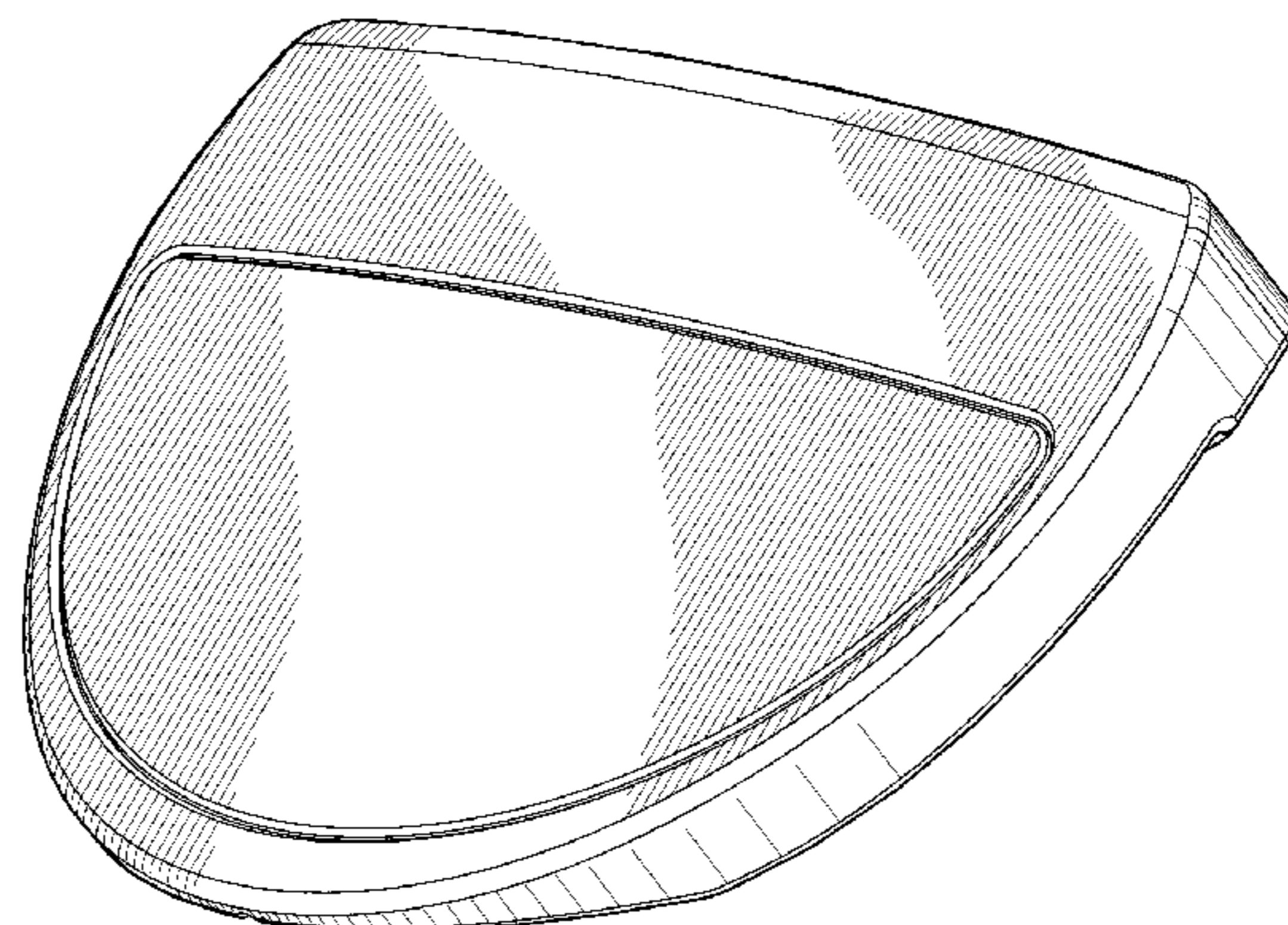
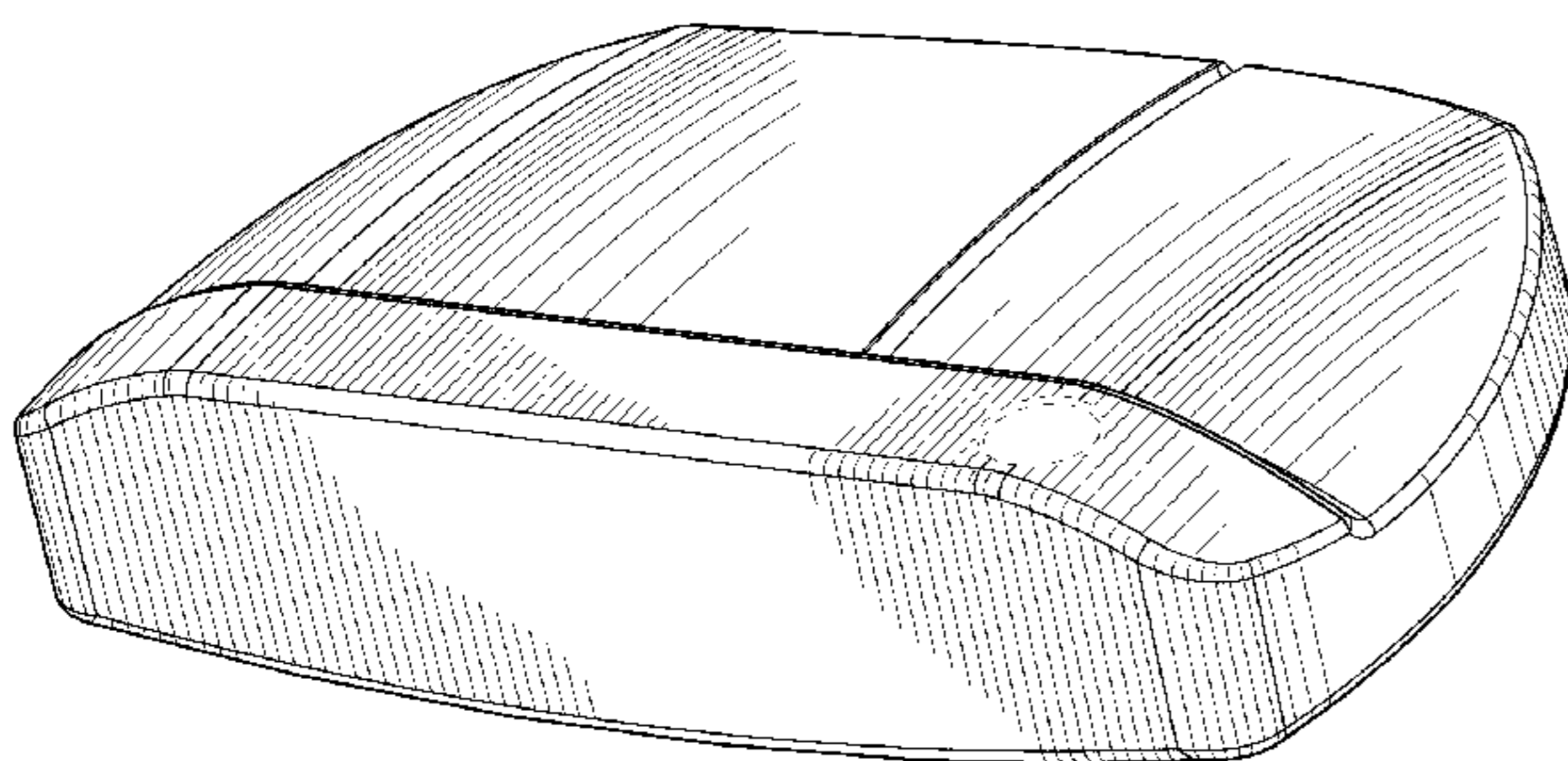
(57) **CLAIM**

The ornamental design for a golf club head with alignment aid, as shown and described.

DESCRIPTION

FIG. 1 is a top perspective view of a golf club head with alignment aid;
 FIG. 2 is a bottom perspective view of the golf club head with alignment aid of FIG. 1;
 FIG. 3 is a front view of the golf club head with alignment aid of FIG. 1;
 FIG. 4 is a rear view of the golf club head with alignment aid of FIG. 1;
 FIG. 5 is a top view of the golf club head with alignment aid of FIG. 1;
 FIG. 6 is a bottom view of the golf club head with alignment aid of FIG. 1;
 FIG. 7 is a left view of the golf club head with alignment aid of FIG. 1; and,
 FIG. 8 is a right view of the golf club head with alignment aid of FIG. 1.
 The broken lines shown in one or more of the figures are for illustrative purposes only and form no part of the claimed design.

1 Claim, 5 Drawing Sheets



(56)

References Cited

U.S. PATENT DOCUMENTS

D521,582 S 5/2006 Souza
 7,052,411 B2 5/2006 Solheim
 D522,598 S 6/2006 Solheim
 7,077,758 B2 7/2006 Rohrer
 7,086,957 B2 8/2006 Solheim
 D527,777 S 9/2006 Solheim
 D529,108 S 9/2006 Stites
 D533,243 S 12/2006 Fife
 7,235,021 B2 6/2007 Solheim
 D548,295 S 8/2007 Jertson
 7,255,650 B2 8/2007 Bryant
 D552,197 S 10/2007 Wells
 D565,137 S 3/2008 Oldknow
 D569,460 S 5/2008 Walker
 D571,879 S 6/2008 Jones
 D574,907 S 8/2008 Jones
 D581,473 S 11/2008 Thomas
 D583,003 S 12/2008 Solheim
 D587,325 S 2/2009 Solheim
 D594,073 S 6/2009 Kadoya
 D600,760 S 9/2009 Serrano
 D600,761 S 9/2009 Solheim
 D600,762 S 9/2009 Serrano

D604,782 S * 11/2009 Franklin D21/736
 D607,950 S 1/2010 Souza
 D621,458 S 8/2010 Serrano
 D621,460 S 8/2010 Serrano
 D621,461 S 8/2010 Serrano
 D621,462 S 8/2010 Serrano
 D621,891 S 8/2010 Serrano
 7,803,066 B2 9/2010 Solheim
 D638,891 S 5/2011 Nicollette
 D643,080 S 8/2011 Serrano
 D643,485 S 8/2011 Nicolette
 D643,486 S 8/2011 Serrano
 D643,487 S 8/2011 Serrano
 8,100,779 B2 1/2012 Solheim
 D653,718 S 2/2012 Stokke
 8,109,838 B2 2/2012 Solheim
 D664,617 S 7/2012 Serrano
 D720,022 S * 12/2014 Rollinson D21/736
 D720,023 S * 12/2014 Rollinson D21/736
 D759,174 S * 6/2016 Rollinson D21/743
 2005/0170904 A1 8/2005 Smeeth
 2006/0094533 A1 5/2006 Warren
 2006/0166755 A1 7/2006 Brown
 2007/0191135 A1 8/2007 Nilsson
 2010/0227704 A1 9/2010 Souza

* cited by examiner

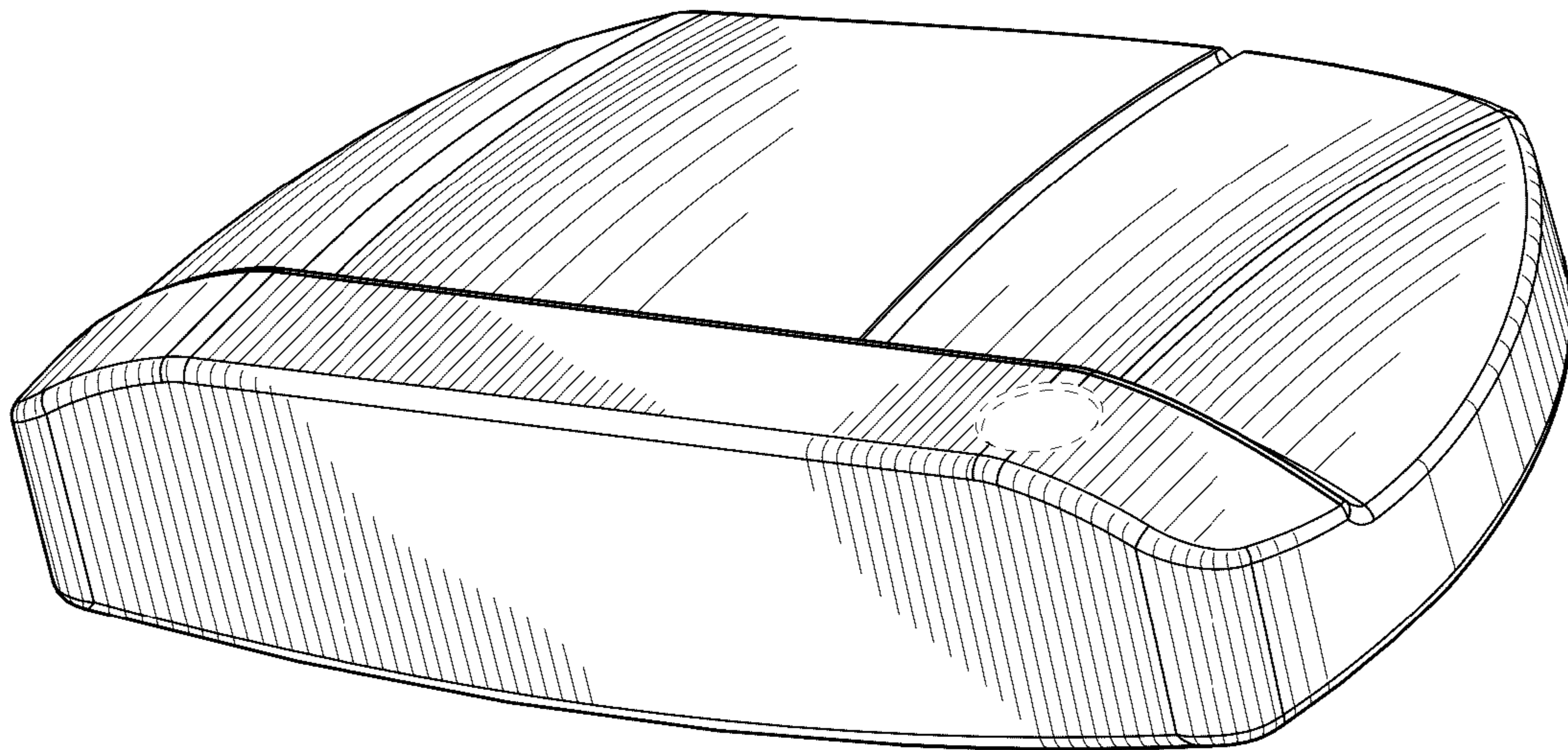


FIG. 1

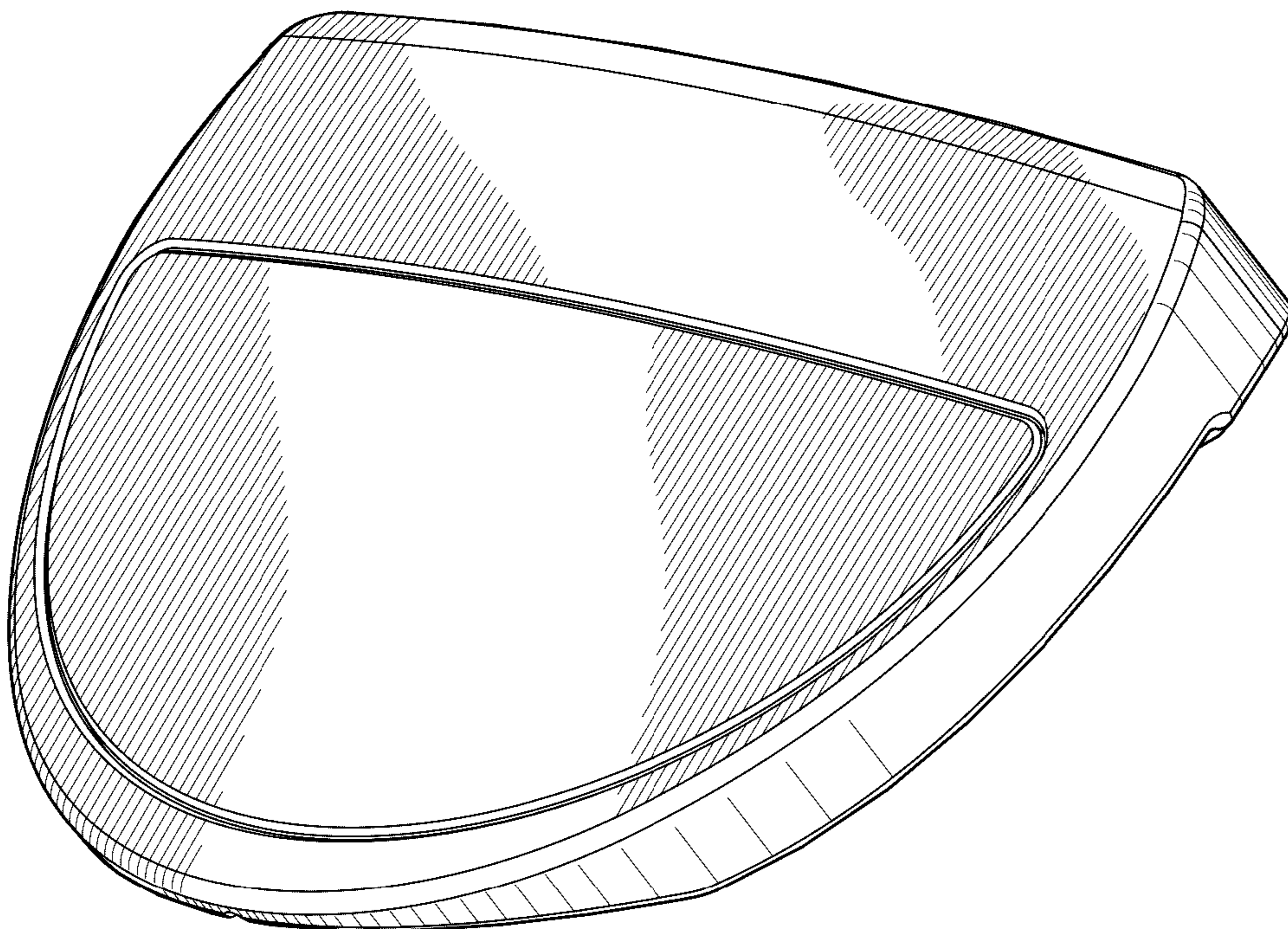


FIG. 2




FIG. 3

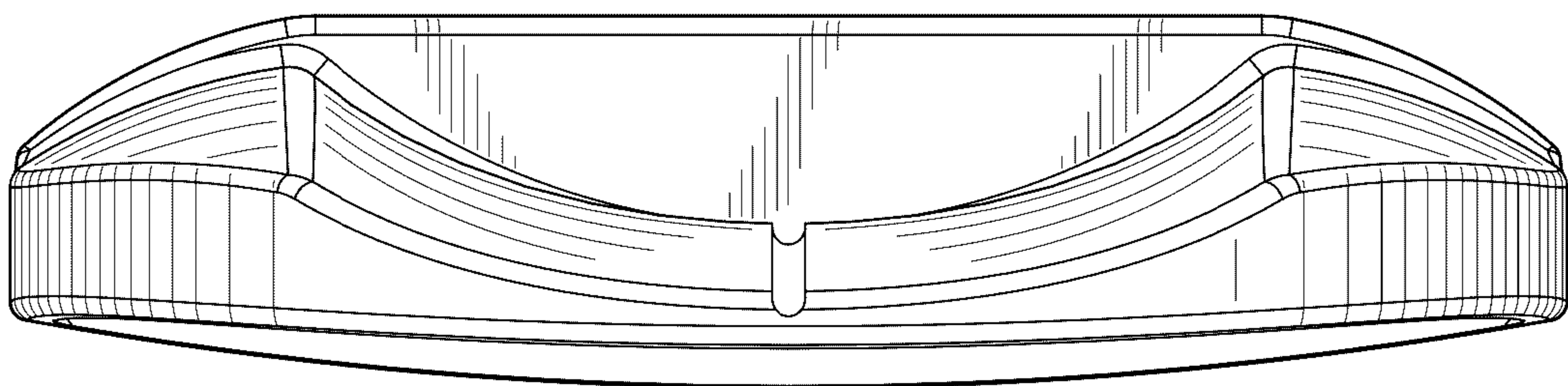


FIG. 4

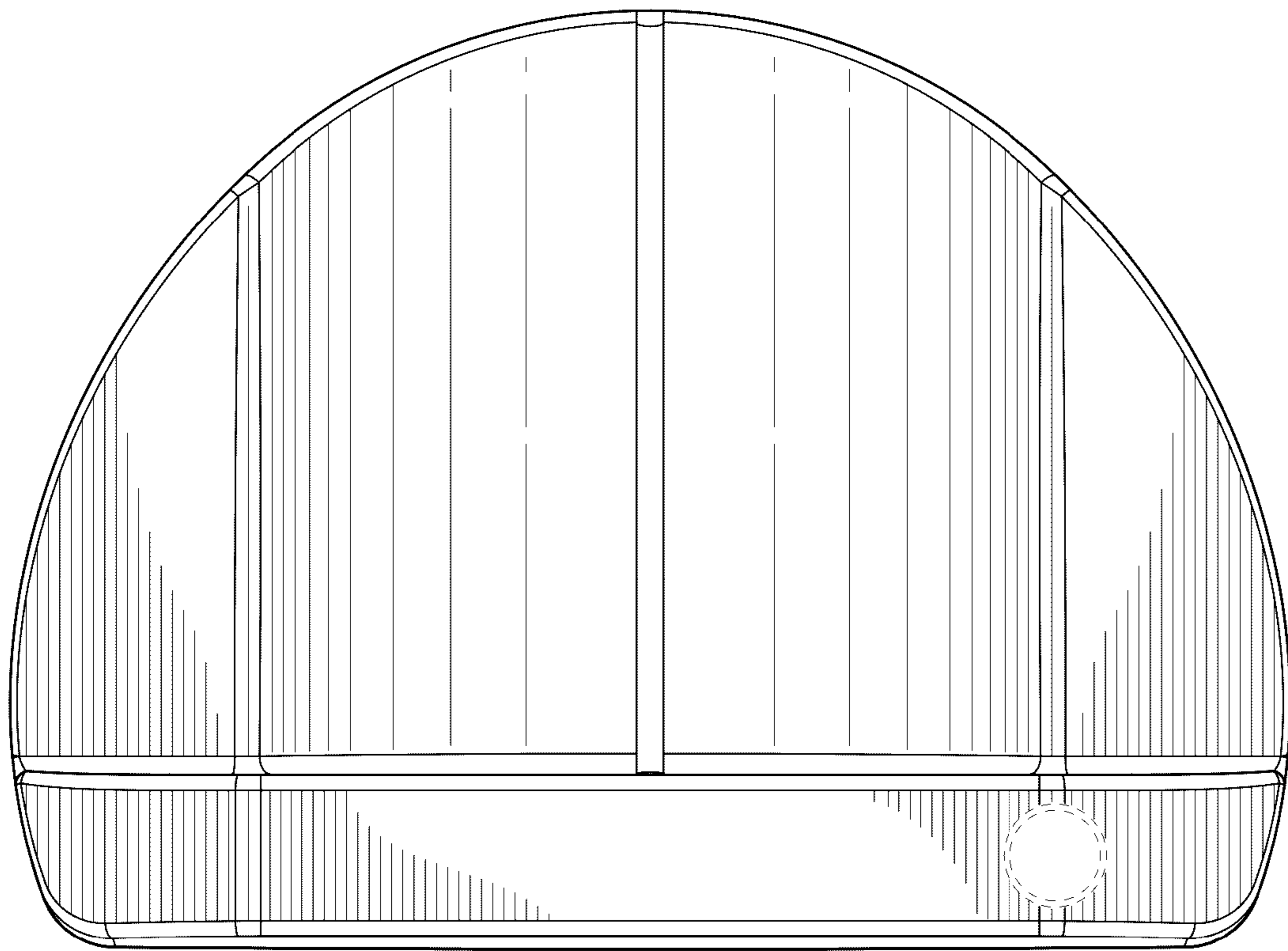


FIG. 5

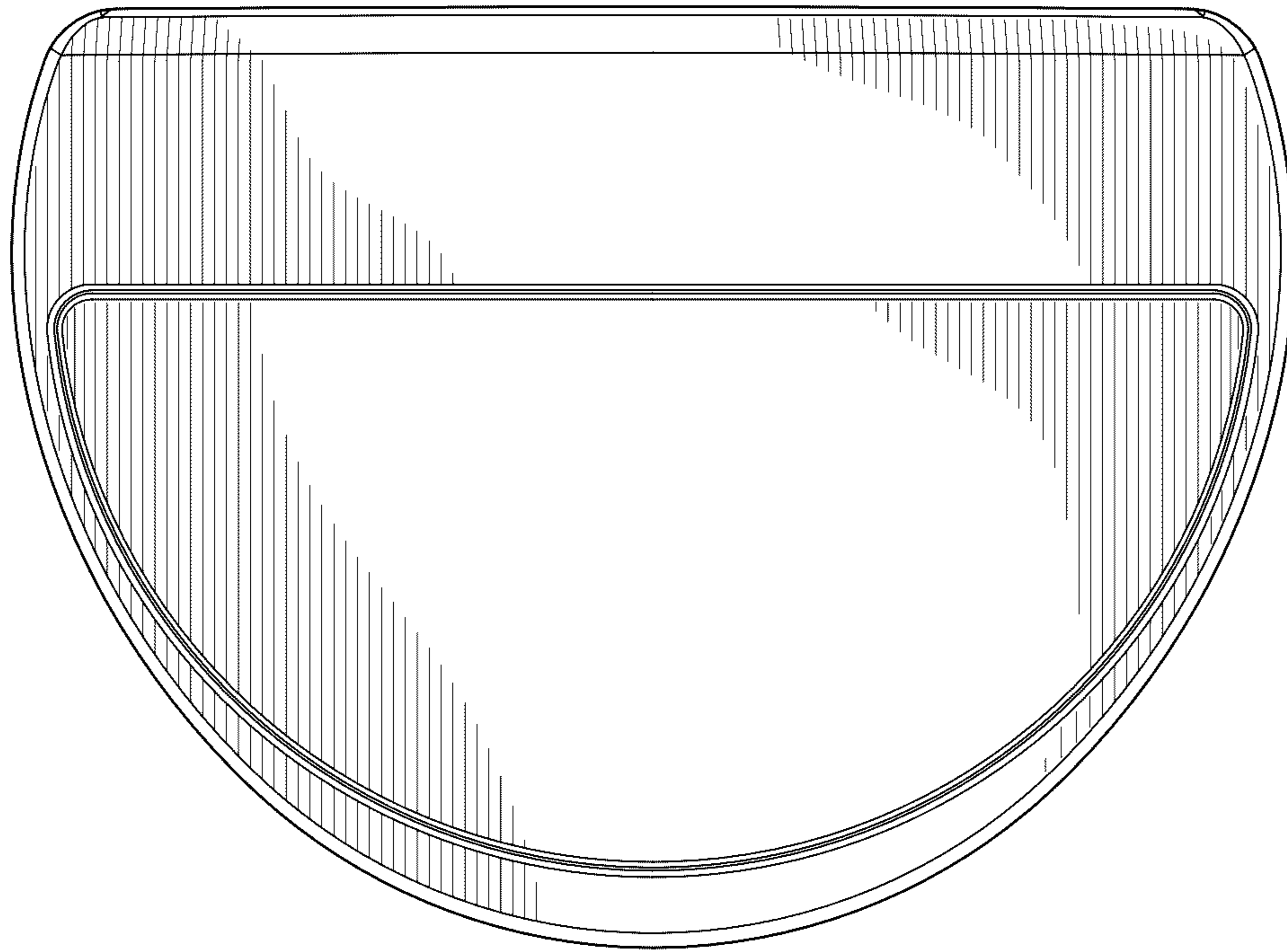


FIG. 6

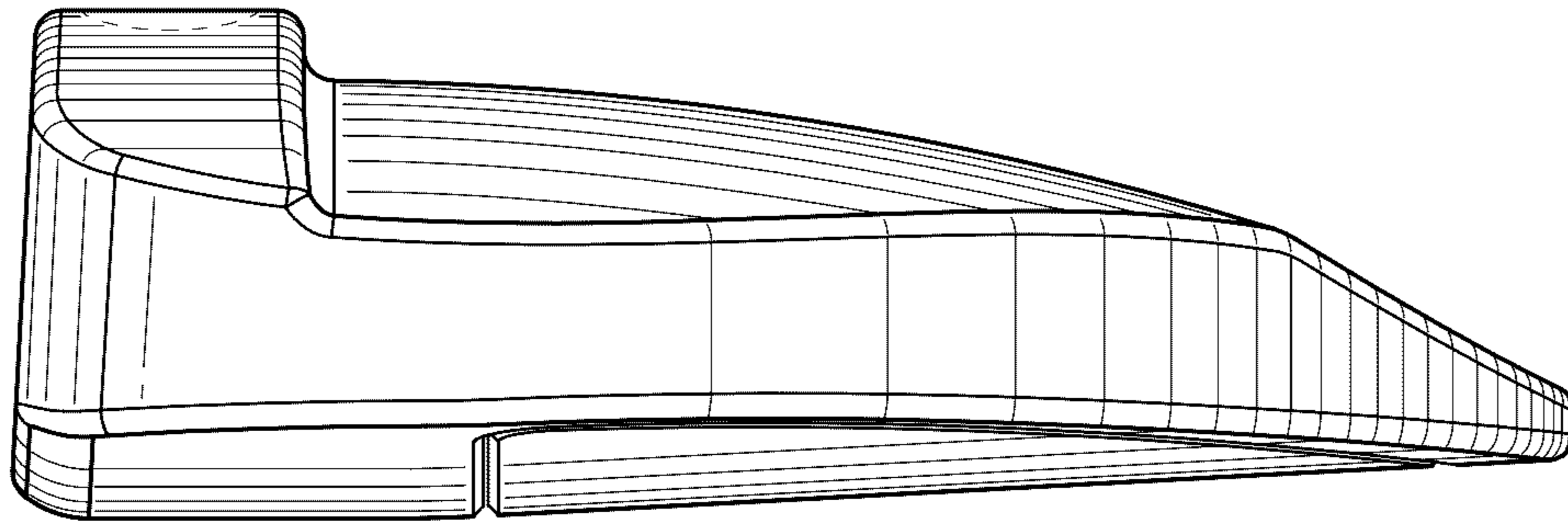


FIG. 7

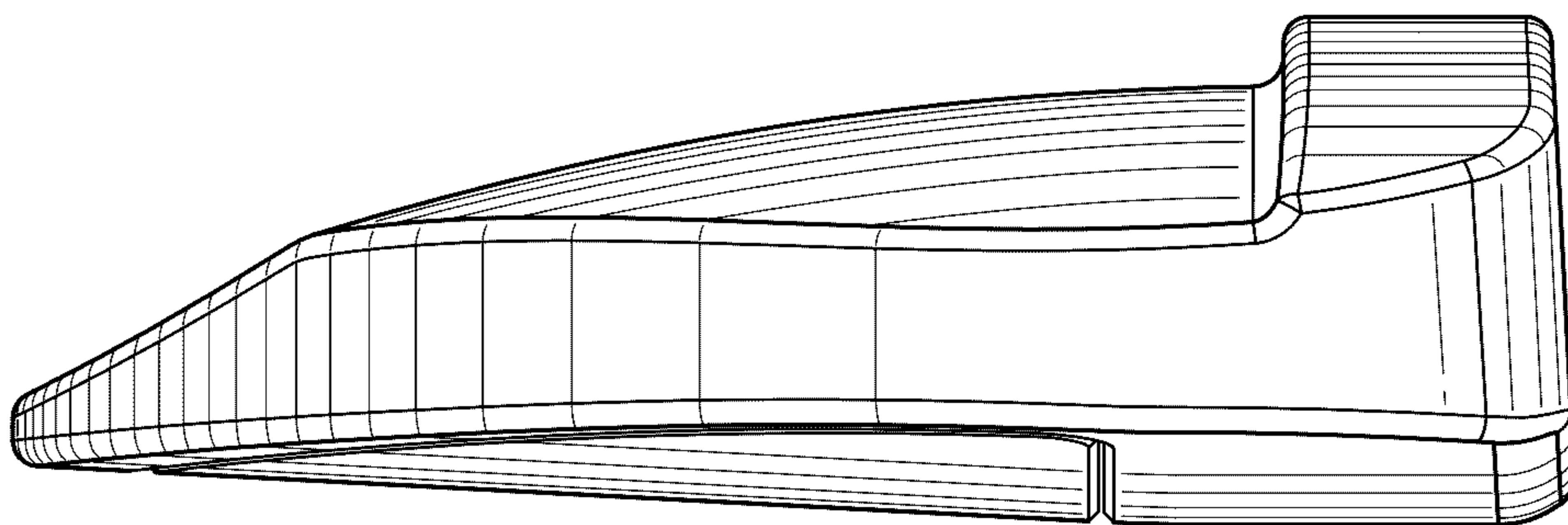


FIG. 8