



US00D774603S

(12) **United States Design Patent** (10) **Patent No.:** **US D774,603 S**
Nelson (45) **Date of Patent:** **** Dec. 20, 2016**

- (54) **CROSS SHAPED TOY PIECE** 3,626,632 A * 12/1971 Bulluck, Jr. A63H 33/084
446/125
- (71) Applicant: **Play From Scratch, LLC**, St. Paul, MN (US) 3,698,124 A 10/1972 Reitzel
3,855,748 A 12/1974 Thomas
3,940,100 A 2/1976 Haug
- (72) Inventor: **Jeffrey Freeland Nelson**, St. Paul, MN (US) D285,463 S * 9/1986 Davis D21/502
D297,303 S * 8/1988 Finklestein D21/489
4,793,725 A * 12/1988 Cheng A47G 1/065
403/170
- (73) Assignee: **Play From Scratch, LLC**, St. Paul, MN (US) D304,218 S * 10/1989 Klitsner D21/496
5,121,526 A * 6/1992 Burkard A63H 33/10
24/336
- (**) Term: **15 Years** 5,827,104 A 10/1998 Zheng
6,149,487 A 11/2000 Peng
6,179,681 B1 1/2001 Matos
- (21) Appl. No.: **29/558,184** D469,822 S * 2/2003 Manville D21/489
6,592,421 B1 * 7/2003 Clever A63H 33/082
446/108
- (22) Filed: **Mar. 15, 2016** 6,604,979 B1 8/2003 Liu
6,626,732 B1 9/2003 Chung
D497,068 S * 10/2004 Lipsztein D6/601
7,318,764 B2 1/2008 Elias
D572,985 S * 7/2008 Galeano D8/1

Related U.S. Application Data

(62) Division of application No. 29/486,075, filed on Mar. 26, 2014, now Pat. No. Des. 754,261.

(51) **LOC (10) Cl.** **21-01**

(52) **U.S. Cl.**
USPC **D21/489**

(58) **Field of Classification Search**

USPC D21/484-505; 446/69, 85, 102-128;
434/208, 259, 403; 273/153, 156, 160;
428/174
CPC A63H 33/00; A63H 33/04; A63H 33/06;
A63H 33/08; A63H 33/10; A63H 33/12;
A63H 33/14; A63F 9/08; A63F
9/12; G09B 1/36

See application file for complete search history.

(56) **References Cited**

U.S. PATENT DOCUMENTS

- D149,346 S * 4/1948 Geib D21/503
- 3,537,706 A 11/1970 Heavener
- 3,564,758 A 2/1971 Willis
- 3,570,169 A * 3/1971 Jacob A63H 33/06
446/114

(Continued)
Primary Examiner — Cynthia M Chin
(74) *Attorney, Agent, or Firm* — Altera Law Group, LLC

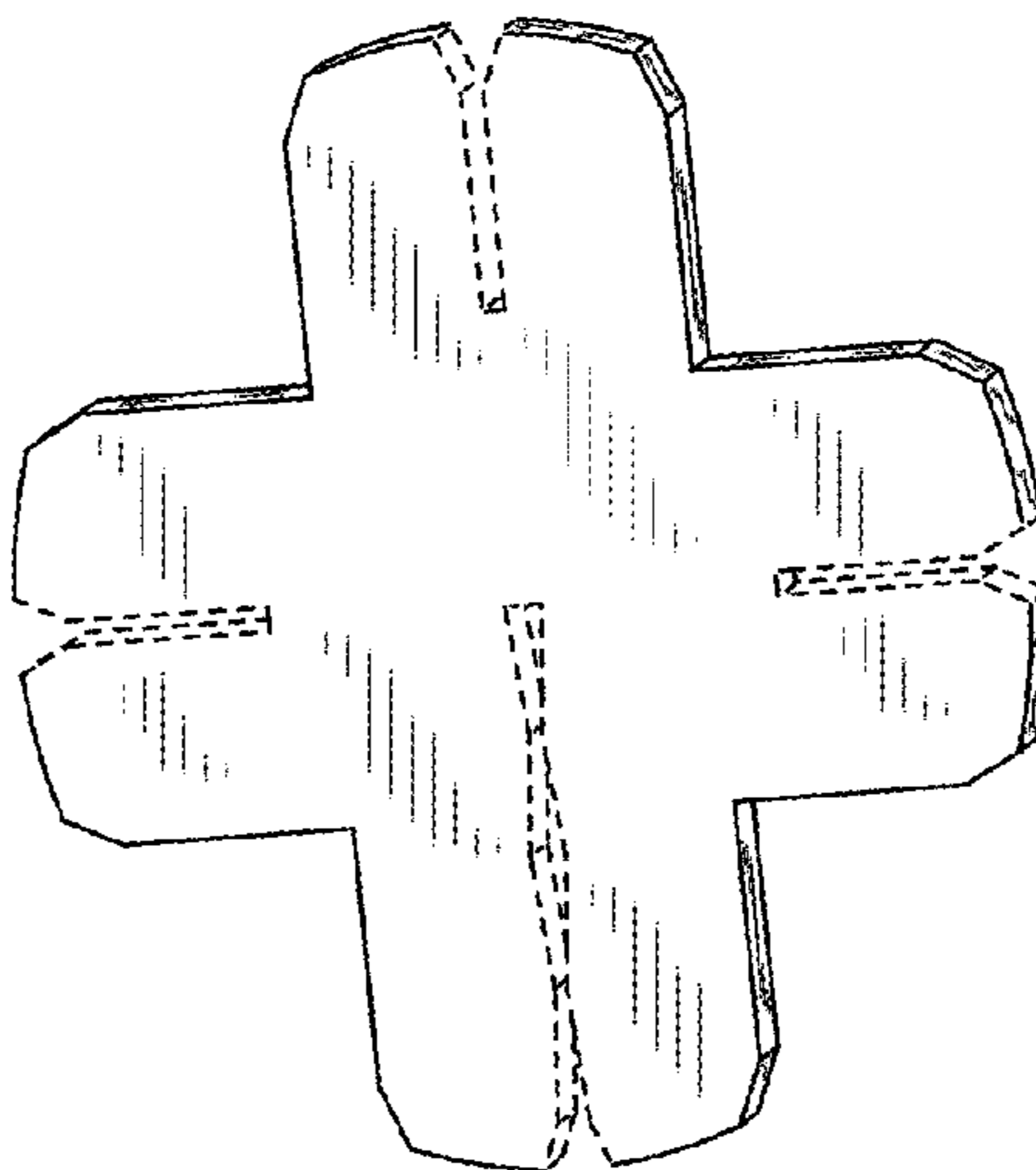
(57) **CLAIM**

The ornamental design for a cross shaped toy piece, as shown and designed.

DESCRIPTION

FIG. 1 is a cross shaped toy piece in perspective view thereof.
FIG. 2 is a front view, the back view being a mirror image thereof; and,
FIG. 3 is a top view, the bottom and side views being identical thereto.
The broken lines represent portions of the article that form no part of the claim.

1 Claim, 1 Drawing Sheet



(56)

References Cited

U.S. PATENT DOCUMENTS

D632,163 S *	2/2011	Hanna	D8/382
D682,357 S *	5/2013	Scollin	D20/23
D717,884 S	11/2014	Duriez	
D723,629 S *	3/2015	Kanbar	D21/484
9,004,974 B2 *	4/2015	Brooks	A63H 33/10 446/114
D759,765 S *	6/2016	Hardstaff	D21/489
2002/0078653 A1 *	6/2002	Jean	A63H 33/06 52/578
2002/0090881 A1 *	7/2002	Turnham	A63H 33/10 446/85
2012/0000059 A1 *	1/2012	Fox	F16B 2/20 29/525.01

* cited by examiner

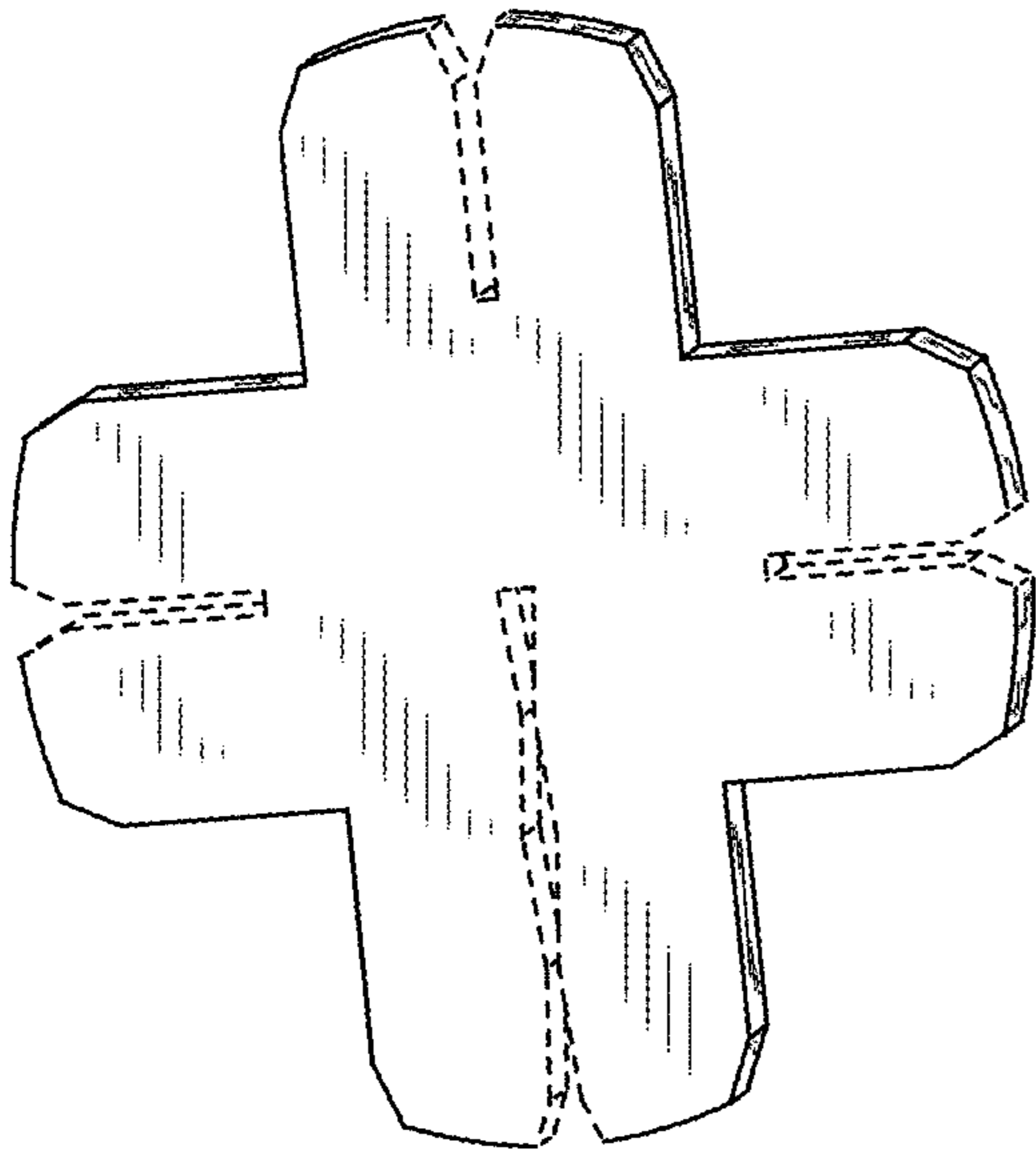


FIG. 1

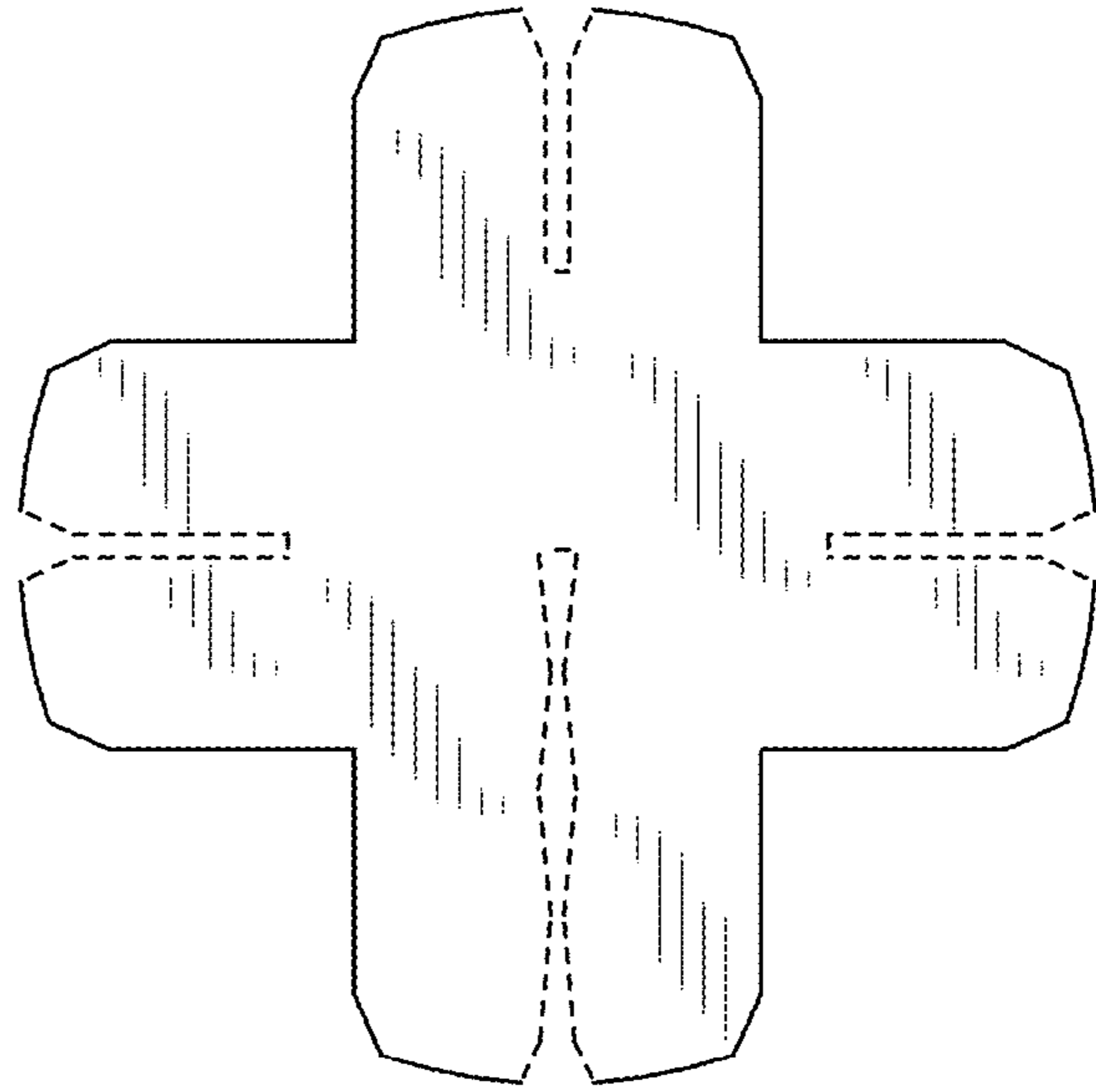


FIG. 2



FIG. 3