

US00D774591S

(12) **United States Design Patent**
Businger

(10) **Patent No.:** **US D774,591 S**

(45) **Date of Patent:** **** Dec. 20, 2016**

- (54) **EYE GLASSES TETHER**
- (71) Applicant: **Steven Businger**, Honolulu, HI (US)
- (72) Inventor: **Steven Businger**, Honolulu, HI (US)
- (**) Term: **15 Years**
- (21) Appl. No.: **29/505,191**
- (22) Filed: **Jul. 15, 2015**
- (51) **LOC (10) Cl.** **16-06**
- (52) **U.S. Cl.**
USPC **D16/339**
- (58) **Field of Classification Search**
USPC D16/101, 300-342, 900; D29/109-110;
D14/372; 351/41, 44, 45-48, 51-52, 62,
351/158, 92, 103-123, 140-153, 63, 59;
2/13, 15, 426-432, 447-449, 441,
2/434-437
CPC G02C 2200/08; G02C 1/06; G02C 5/14;
G02C 11/02; G02C 11/04; G02C
5/16; G02C 2200/22; G02C 5/146; G02C
5/2254; G02C 5/008; G01C 5/16; A61M
2021/0044; A63B 33/002
See application file for complete search history.

- 4,810,080 A * 3/1989 Grendol A61F 9/02
351/138
- 4,822,161 A * 4/1989 Jimmy G02C 11/04
351/158
- D309,619 S * 7/1990 Kalbach D16/339
- D328,908 S * 8/1992 Kalbach D16/339

(Continued)

Primary Examiner — Rosemary K Tarcza

Assistant Examiner — Sanjeev Paul

(57) **CLAIM**

The ornamental design for an eye glasses tether, as shown and described.

DESCRIPTION

FIG. 1 is a top and right side perspective view of an eye glasses tether showing my new design, the broken lines are for illustrative purposes only and form no part of the claimed design;

FIG. 2 is a top plan view of FIG. 1 with the cords shown broken away for clarity of illustration;

FIG. 3 is a left side elevation view of FIG. 2;

FIG. 4 is a top end view of FIG. 3;

FIG. 5 is a bottom end view of FIG. 2;

FIG. 6 is an enlarged sectional view taken along line 6-6 of FIG. 2;

FIG. 7 is a top and right side perspective view of the second embodiment of the eye glasses holder and tether, the broken lines are for illustrative purposes only;

FIG. 8 is a top plan view of FIG. 7 with the cords shown broken away for clarity of illustration;

FIG. 9 is a left side elevation view of FIG. 7;

FIG. 10 is top end view of FIG. 9;

FIG. 11 is a bottom end view of FIG. 8; and,

FIG. 12 is an enlarged sectional view taken along line 12-12 of FIG. 8.

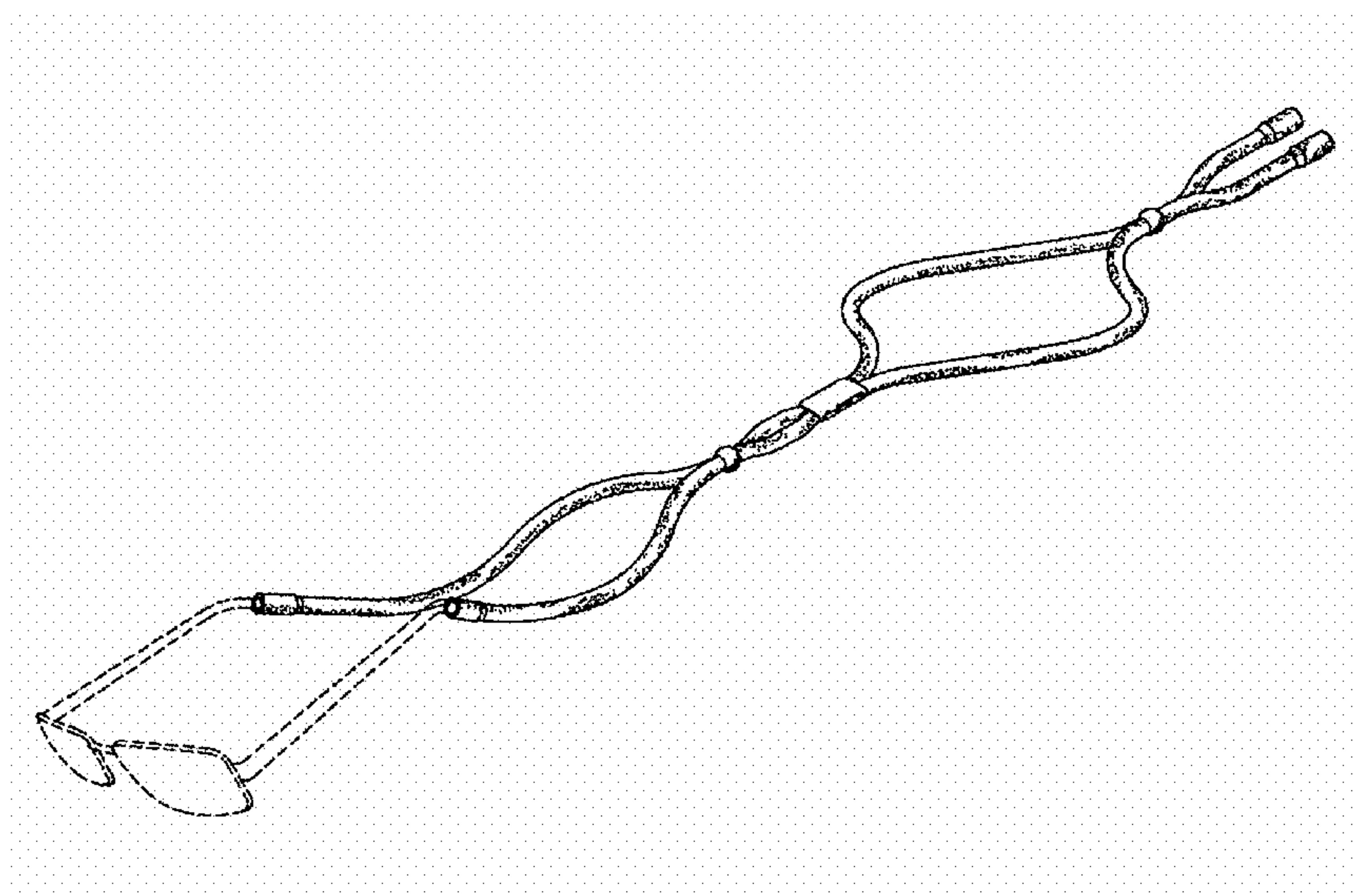
The eye glass tether is shown with symbolic breaks in its length. The appearance of any portion of the article between the break lines form no part of the claimed design.

1 Claim, 4 Drawing Sheets

(56) **References Cited**

U.S. PATENT DOCUMENTS

- 1,819,738 A * 8/1931 Ludlow G02C 3/003
351/156
- 2,481,946 A * 9/1949 Pendleton G02C 3/003
2/450
- 2,539,922 A * 1/1951 Nyberg G02C 3/003
2/11
- 2,704,961 A * 3/1955 Weil G02C 3/003
224/602
- 4,541,696 A * 9/1985 Winger G02C 3/003
351/123
- D291,894 S * 9/1987 Weisenfeld D16/339
- 4,696,556 A * 9/1987 Perry, III G02C 11/00
351/123



(56)

References Cited

U.S. PATENT DOCUMENTS

D336,098 S *	6/1993	Evans	D16/339	D536,364 S *	2/2007	Kalbach	D16/339
D337,337 S *	7/1993	Dang	D16/339	D565,083 S *	3/2008	Tominaga	D16/311
D354,759 S *	1/1995	Wolff	D16/339	D576,199 S *	9/2008	Mosley	D16/339
D354,760 S *	1/1995	Wolff	D16/339	D632,724 S *	2/2011	Canter	D16/339
5,379,928 A *	1/1995	Mikkelsen	A45C 13/30	D634,354 S *	3/2011	Schwartz	D16/339
				224/191	D636,012 S *	4/2011	Chiang	D16/339
D355,358 S *	2/1995	Starr	D16/339	D642,211 S *	7/2011	Bilton	D16/339
D359,611 S *	6/1995	Olson	D16/339	D669,115 S *	10/2012	Kalbach	D16/339
D361,081 S *	8/1995	Pardinas	D16/339	D681,101 S *	4/2013	Reid	D16/339
D368,272 S *	3/1996	Starr	D16/339	D713,445 S *	9/2014	Berning	D16/339
5,575,042 A *	11/1996	Kalbach	G02C 3/003	2007/0242214 A1 *	10/2007	Carter	G02C 3/003
				24/3.13					351/156
5,600,873 A *	2/1997	May	G02C 3/003	2011/0273662 A1 *	11/2011	Hwang	G02B 27/0176
				200/330					351/158
D388,452 S *	12/1997	Dreyfus	D16/339	2013/0293826 A1 *	11/2013	Batey	G02C 5/001
D403,346 S *	12/1998	Roberts	D16/339					351/62
D411,562 S *	6/1999	Riley	D16/339	2015/0131049 A1 *	5/2015	Lando	G02C 3/003
D416,038 S *	11/1999	Kalbach	D16/339					351/123
D420,039 S *	2/2000	Carey	D16/339	2015/0226985 A1 *	8/2015	Jones	G02C 11/04
D450,744 S *	11/2001	Rhoades	D16/311					351/121
D458,624 S *	6/2002	Soper	D16/312	2015/0316785 A1 *	11/2015	Terreri	G02C 3/003
D474,226 S *	5/2003	Gallaway	D16/339					351/123
D486,174 S *	2/2004	Chisolm	D16/339	2016/0004092 A1 *	1/2016	Lando	G02C 5/006
6,978,478 B2 *	12/2005	Urakawa	G02B 27/0176					351/63
				2/15	2016/0054584 A1 *	2/2016	Cabre Ozores	B29D 12/02
D513,519 S *	1/2006	Chisolm	D16/339					351/114
					2016/0170235 A1 *	6/2016	Maalouf	G02C 11/02
									351/52

* cited by examiner

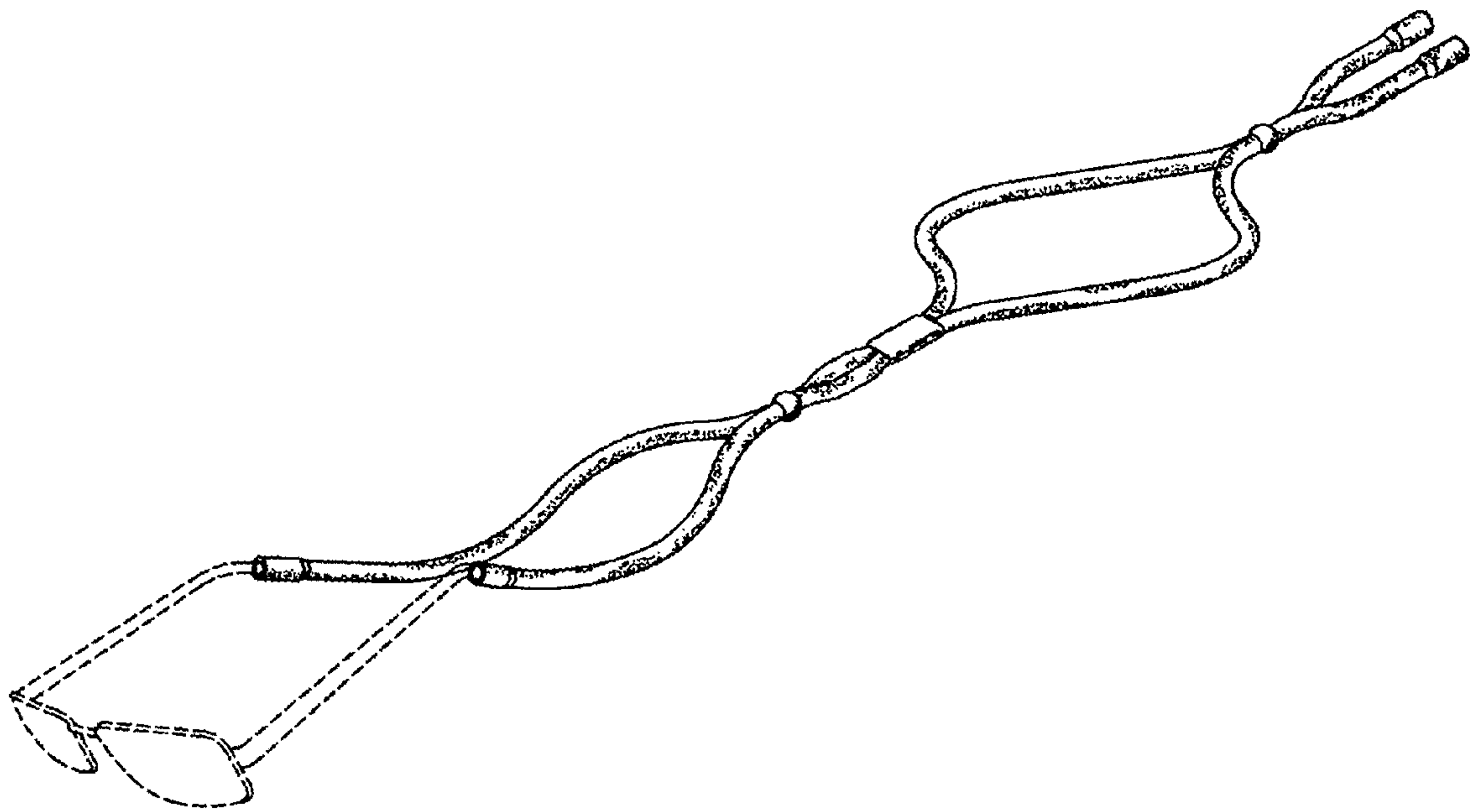


Fig. 1

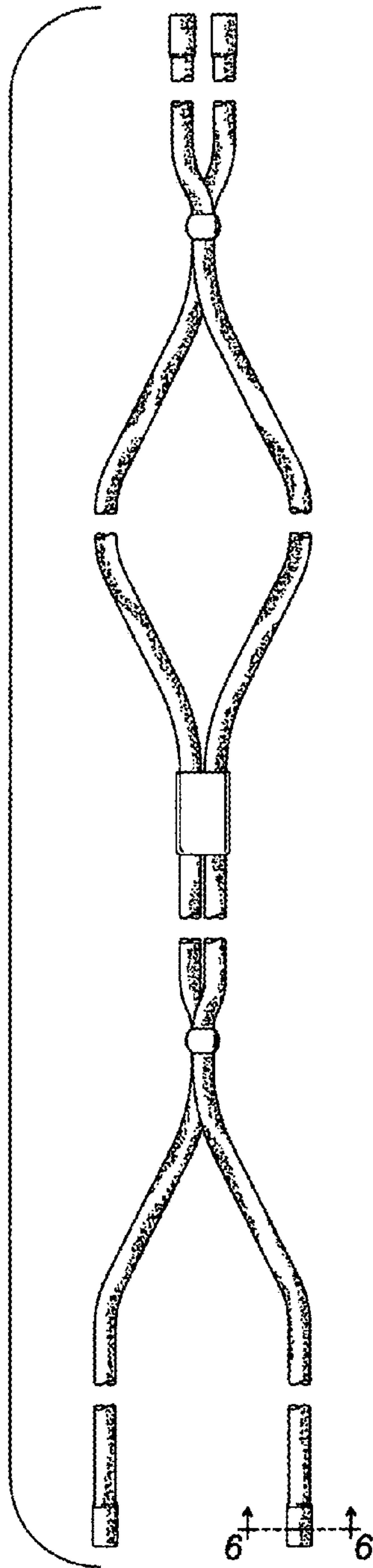


Fig. 2



Fig. 4



Fig. 5

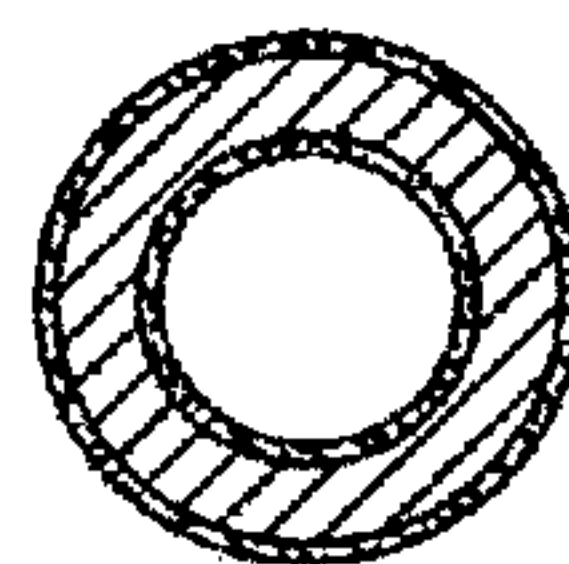


Fig. 6

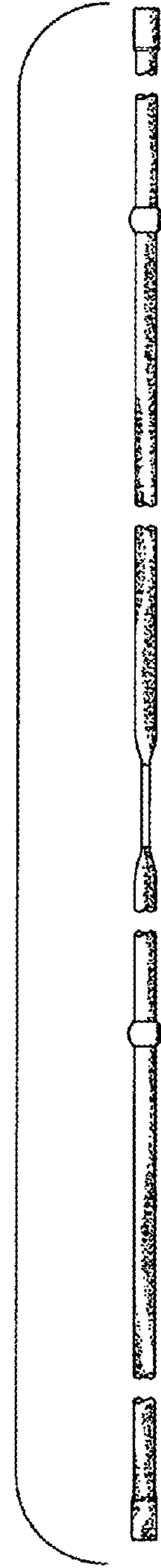


Fig. 3

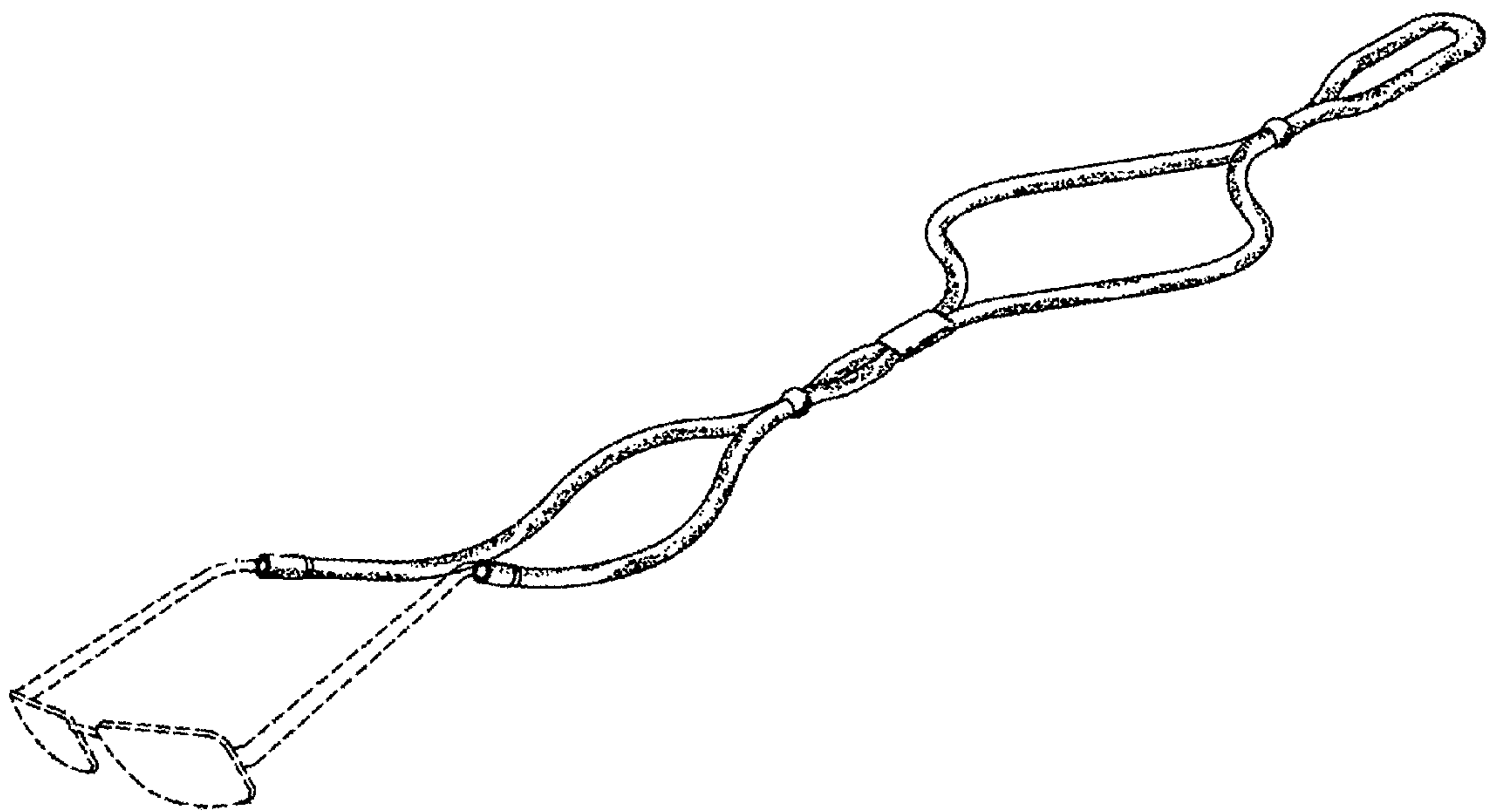


Fig. 7

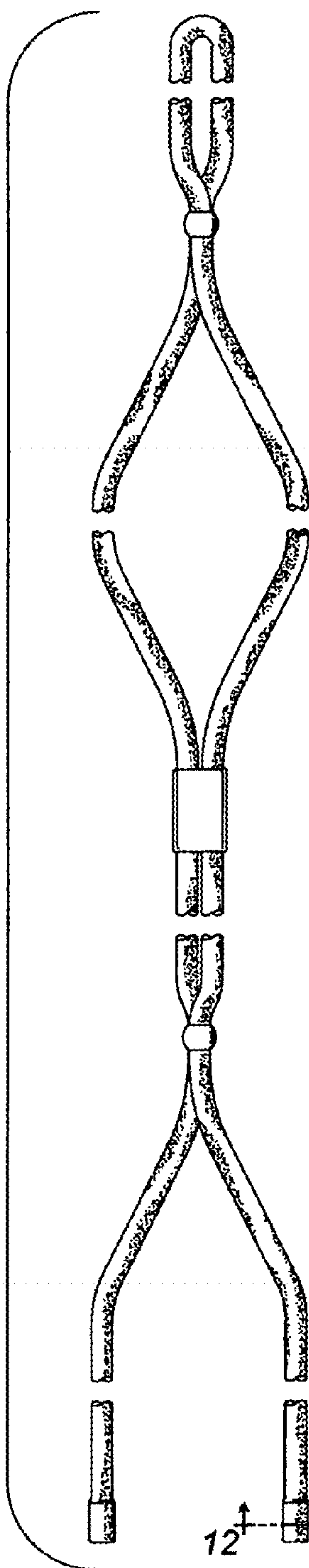


Fig. 8



Fig. 10



Fig. 11

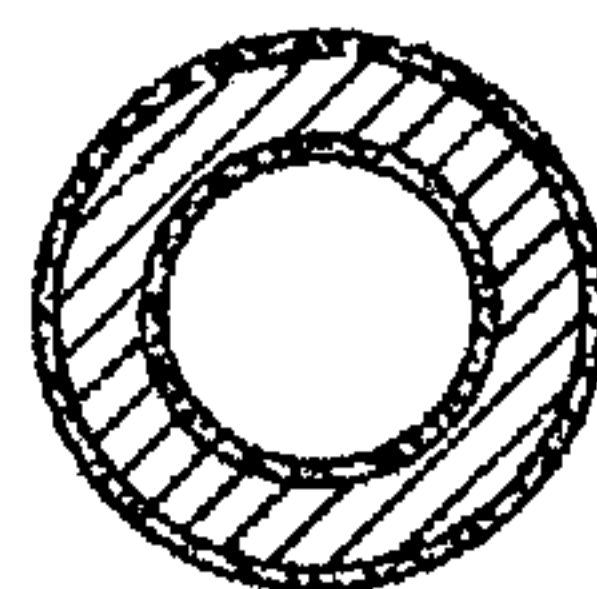


Fig. 12




Fig. 9