



(12) **United States Design Patent** (10) **Patent No.:** **US D774,569 S**
Seo et al. (45) **Date of Patent:** **** Dec. 20, 2016**

- (54) **REFRIGERATOR**
- (71) Applicant: **LG Electronics Inc.**, Seoul (KR)
- (72) Inventors: **Woonkyu Seo**, Seoul (KR); **Jinwon Kang**, Gyeonggi-do (KR); **Myungdong You**, Incheon (KR); **Daesung Lee**, Gyeonggi-do (KR)
- (73) Assignee: **LG Electronics Inc.**, Seoul (KR)
- (**) Term: **15 Years**
- (21) Appl. No.: **29/541,559**
- (22) Filed: **Oct. 5, 2015**

F25D 2317/061; F25D 23/12; F25D 2400/06; F25D 11/02; F25D 2700/12; F25D 17/042; F25D 17/062; F25D 2317/063

See application file for complete search history.

(56) **References Cited**

U.S. PATENT DOCUMENTS

D680,138 S	4/2013	Seo et al.	
D681,695 S	5/2013	Lee et al.	
D684,609 S	6/2013	Seo et al.	
D713,862 S *	9/2014	Lee	D15/86

(Continued)

OTHER PUBLICATIONS

USPTO Notice of Allowance dated Jul. 2, 2015 in parent U.S. Appl. No. 29/491,434.

Primary Examiner — Daniel Bui
Assistant Examiner — Khawaja Anwar
 (74) *Attorney, Agent, or Firm* — Morgan, Lewis & Bockius LLP

Related U.S. Application Data

- (63) Continuation of application No. 29/491,434, filed on May 21, 2014, now Pat. No. Des. 742,431.

Foreign Application Priority Data

Nov. 22, 2013 (KR) 30-2013-0058815

- (51) **LOC (10) Cl.** **15-07**
- (52) **U.S. Cl.**
USPC **D15/86**
- (58) **Field of Classification Search**
USPC D15/79-91
CPC F25D 25/025; F25D 23/028; F25D 25/02; F25D 23/04; F25D 23/067; F25D 23/02; F25D 23/025; F25D 2323/024; F25D 23/00; F25D 25/024; F25D 11/00; F25D 2323/021; F25D 23/065; F25D 23/069; F25D 2201/14; F25D 2323/023; F25D 25/022; F25D 25/04; F25D 29/005; F25D 17/047; F25D 17/065; F25D 2303/085; F25D 2317/041; F25D 2317/04131; F25D 2317/043; F25D 2317/062; F25D 2317/0664; F25D 2317/067; F25D 2321/147; F25D 2323/02; F25D 2323/122; F25D 23/126; F25D 31/002;

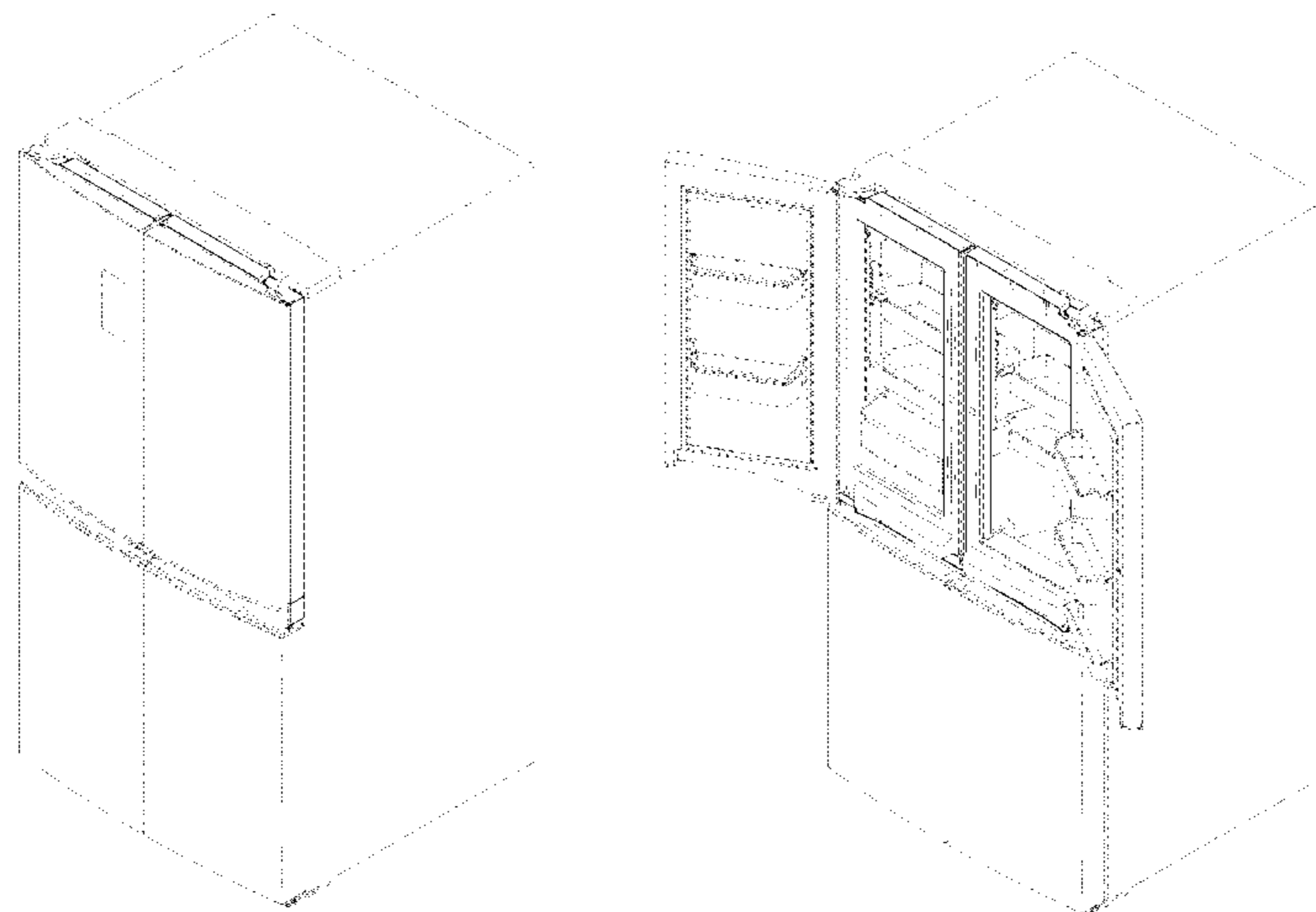
(57) **CLAIM**

The ornamental design for a refrigerator, as shown and described.

DESCRIPTION

FIG. 1 is a front, right side, perspective view of a refrigerator showing our new design shown in a closed condition; FIG. 2 is a front view thereof; FIG. 3 is a perspective view, shown in an open condition; and, FIG. 4 is a perspective view thereof, shown in another open condition. The broken lines shown in the drawings illustrate unclaimed portions of the refrigerator and form no part of the claimed design.

1 Claim, 4 Drawing Sheets



(56)

References Cited

U.S. PATENT DOCUMENTS

D714,360 S	9/2014	Seo et al.	
D724,113 S *	3/2015	Seo	D15/85
D742,431 S *	11/2015	Seo	D15/86
D742,437 S *	11/2015	Choi	D15/91
D742,438 S *	11/2015	Jeon	D15/91
D747,368 S *	1/2016	Kim	D15/85
D761,333 S *	7/2016	Lee	D15/86
D761,334 S *	7/2016	Lee	D15/86

* cited by examiner

FIG. 1

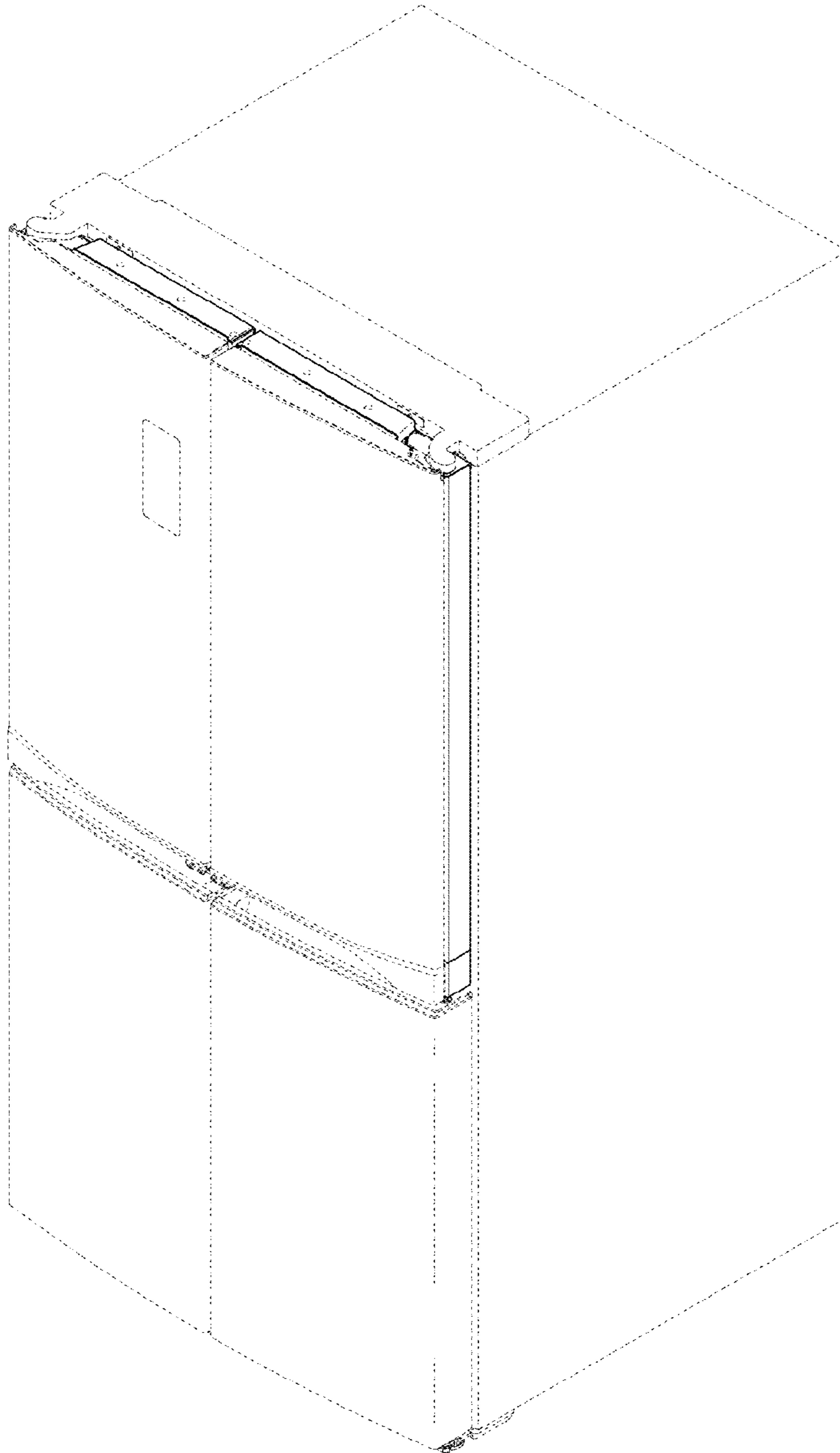


FIG. 2

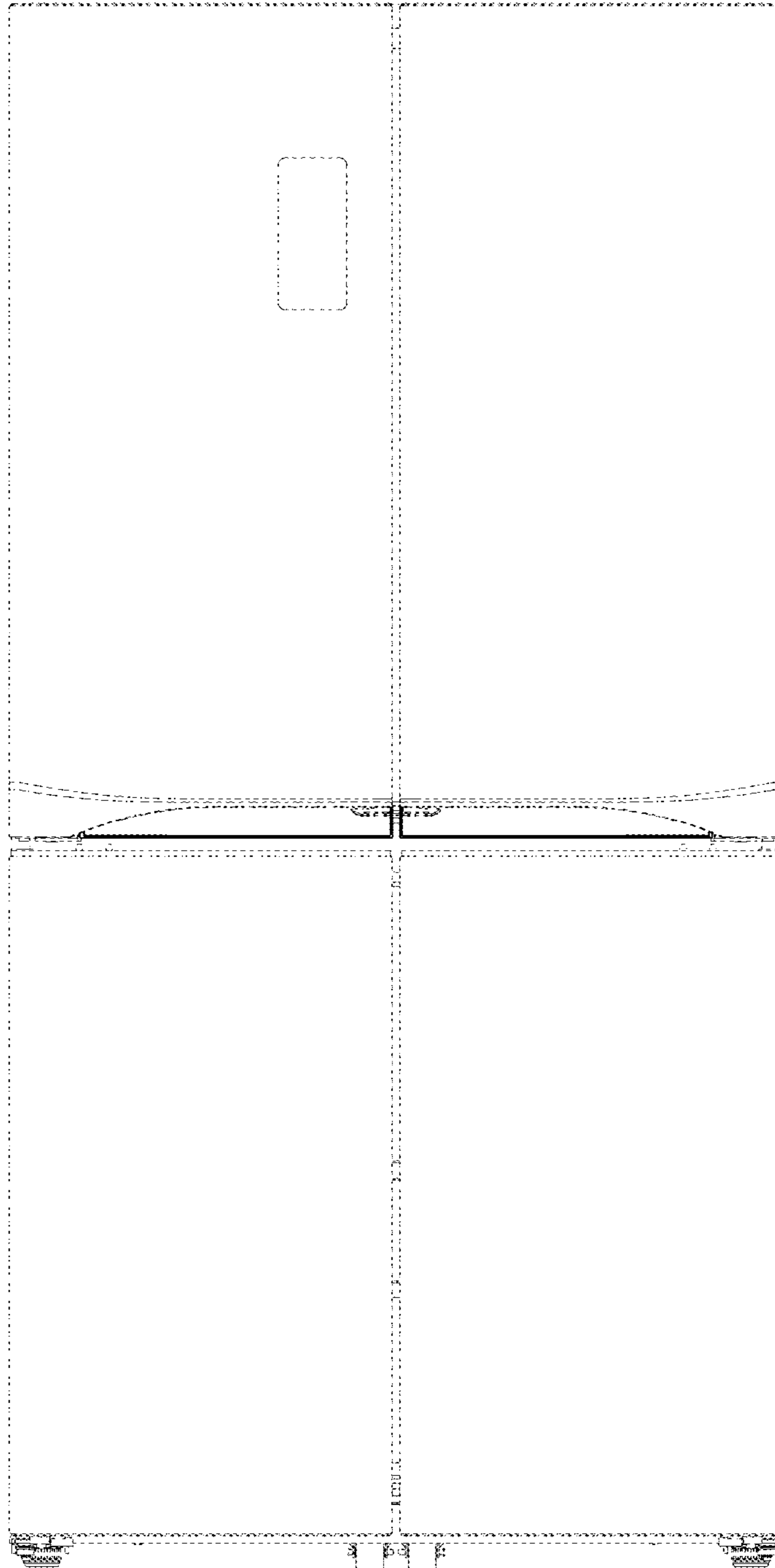


FIG. 3

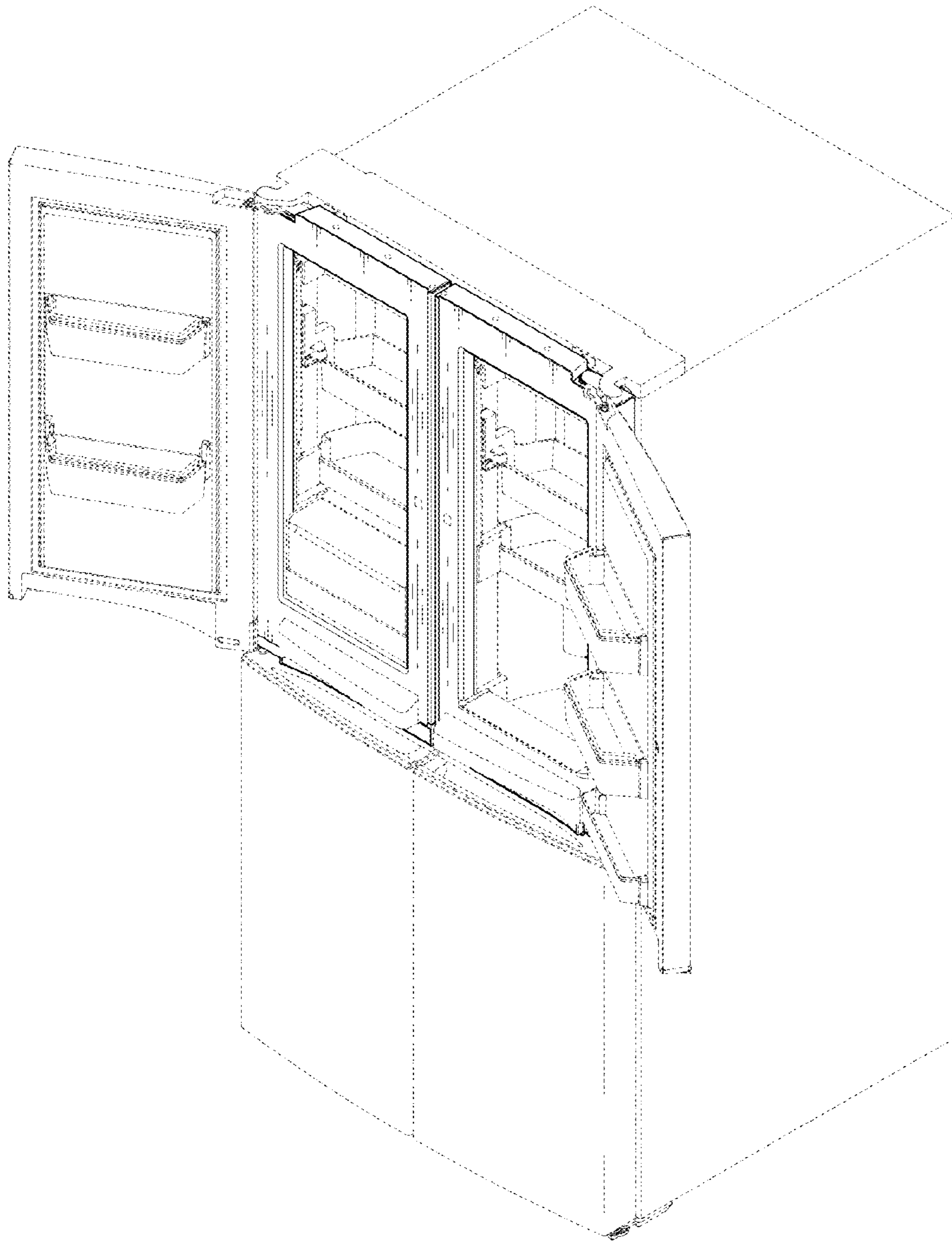


FIG. 4

