



US00D774542S

(12) **United States Design Patent**
Miao et al.

(10) **Patent No.: US D774,542 S**

(45) **Date of Patent: ** Dec. 20, 2016**

(54) **DISPLAY SCREEN OR PORTION THEREOF WITH GRAPHICAL USER INTERFACE SET**

9,016,617 B2 * 4/2015 Wang B64C 39/024
244/17.17
D743,438 S * 11/2015 Inose D14/491
D756,379 S * 5/2016 Apodaca D14/485

(71) Applicant: **SZ DJI Technology Co., Ltd.**,
Shenzhen, Guangdong (CN)

(72) Inventors: **Baojie Miao**, Shenzhen (CN);
Guanhua Su, Shenzhen (CN)

(73) Assignee: **SZ DJI TECHNOLOGY CO., LTD.**,
Shenzhen (CN)

(**) Term: **15 Years**

(21) Appl. No.: **29/546,097**

(22) Filed: **Nov. 18, 2015**

(51) **LOC (10) Cl.** **14-04**

(52) **U.S. Cl.**
USPC **D14/488**

(58) **Field of Classification Search**
USPC D14/485-495; D10/15, 125; D20/24;
D18/26
CPC G06F 3/016; G06F 3/0481; G06F 3/04817;
G06F 3/0482; G06F 3/04842; G09G
5/00; G06T 11/206; B64D 43/00; B64C
27/08; B64C 39/02

See application file for complete search history.

(56) **References Cited**

U.S. PATENT DOCUMENTS

D344,102 S * 2/1994 Polak D20/11
D456,419 S * 4/2002 Platz D14/489
D466,129 S * 11/2002 Bungert D14/489
D478,092 S * 8/2003 Schmitt D14/489
D592,223 S * 5/2009 Neuhaus D14/491
D700,204 S * 2/2014 Capela D14/487
D702,258 S * 4/2014 Wantland D14/489
D719,578 S * 12/2014 Inose D14/485

OTHER PUBLICATIONS

“Gros pb dji f450”, posted at multi-rotor-fans-club.com, Feb. 15, 2013, [site visited Jul. 1, 2016]. Available from Internet: <<http://www.multi-rotor-fans-club.com/viewtopic.php?f=23&t=1425>>.*

(Continued)

Primary Examiner — Lakiya Rogers

Assistant Examiner — John M Otte

(74) *Attorney, Agent, or Firm* — Sterne, Kessler,
Goldstein & Fox P.L.L.C.

(57) **CLAIM**

The ornamental design for a display screen or portion thereof with graphical user interface set, as shown and described.

DESCRIPTION

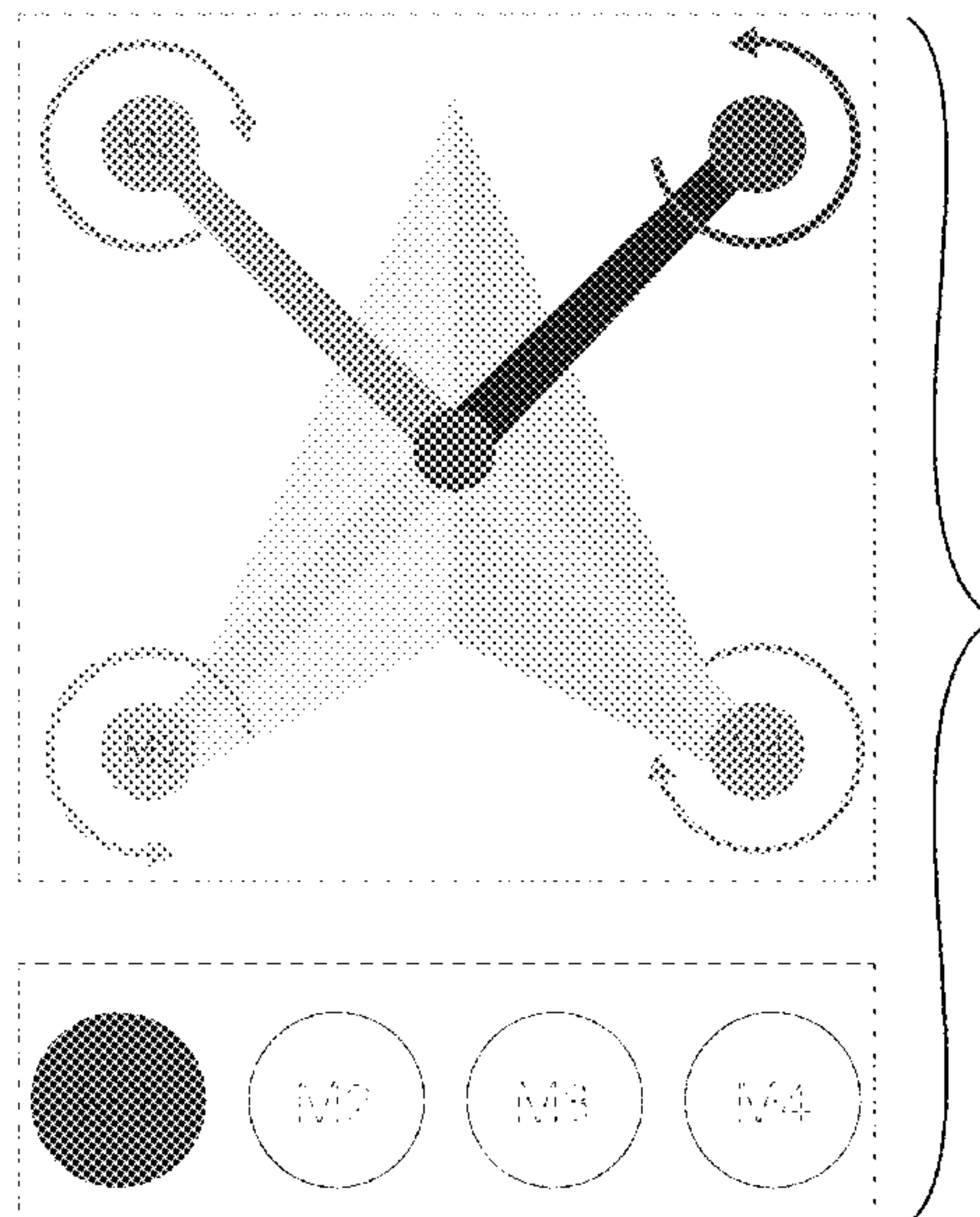
The file of this patent contains at least one drawing/photograph executed in color. Copies of this patent with color drawing(s)/photograph(s) will be provided by the Office upon request and payment of the necessary fee.

FIG. 1 is a front view of a display screen or portion thereof with graphical user interface set showing the claimed design; and,

FIG. 2 is a front view of a display screen or portion thereof with graphical user interface set showing the claimed design.

The outermost broken lines in the figures show a display screen or portion thereof, and form no part of the claimed design. The other broken lines in the figures show portions of the graphical user interface set that form no part of the claimed design.

1 Claim, 2 Drawing Sheets
(1 of 2 Drawing Sheet(s) Filed in Color)



(56)

References Cited

OTHER PUBLICATIONS

“Multicopter”, posted at wiki.theuavguide.com, May 12, 2014, [site visited Jul. 1, 2016]. Available from Internet: <<http://wiki.theuavguide.com/wiki/Multicopter>>.*

“A2 Mixer Type Supported”, posted at wiki.dji.com, Sep. 16, 2013, [site visited Jul. 6, 2016]. Available from Internet: <http://wiki.dji.com/en/index.php/A2_Mixer_Type_Supported>.*

“Download No Limit Drag Racing for PC/ No Limit Drag Racing on PC”, posted at andyroid.net, Apr. 21, 2015, [site visited Jun. 30, 2016]. Available from Internet: <<http://www.andyroid.net/bundledapps/download-no-limit-drag-racing-for-pc-no-limit-drag-racing-on-pc>>.*

* cited by examiner

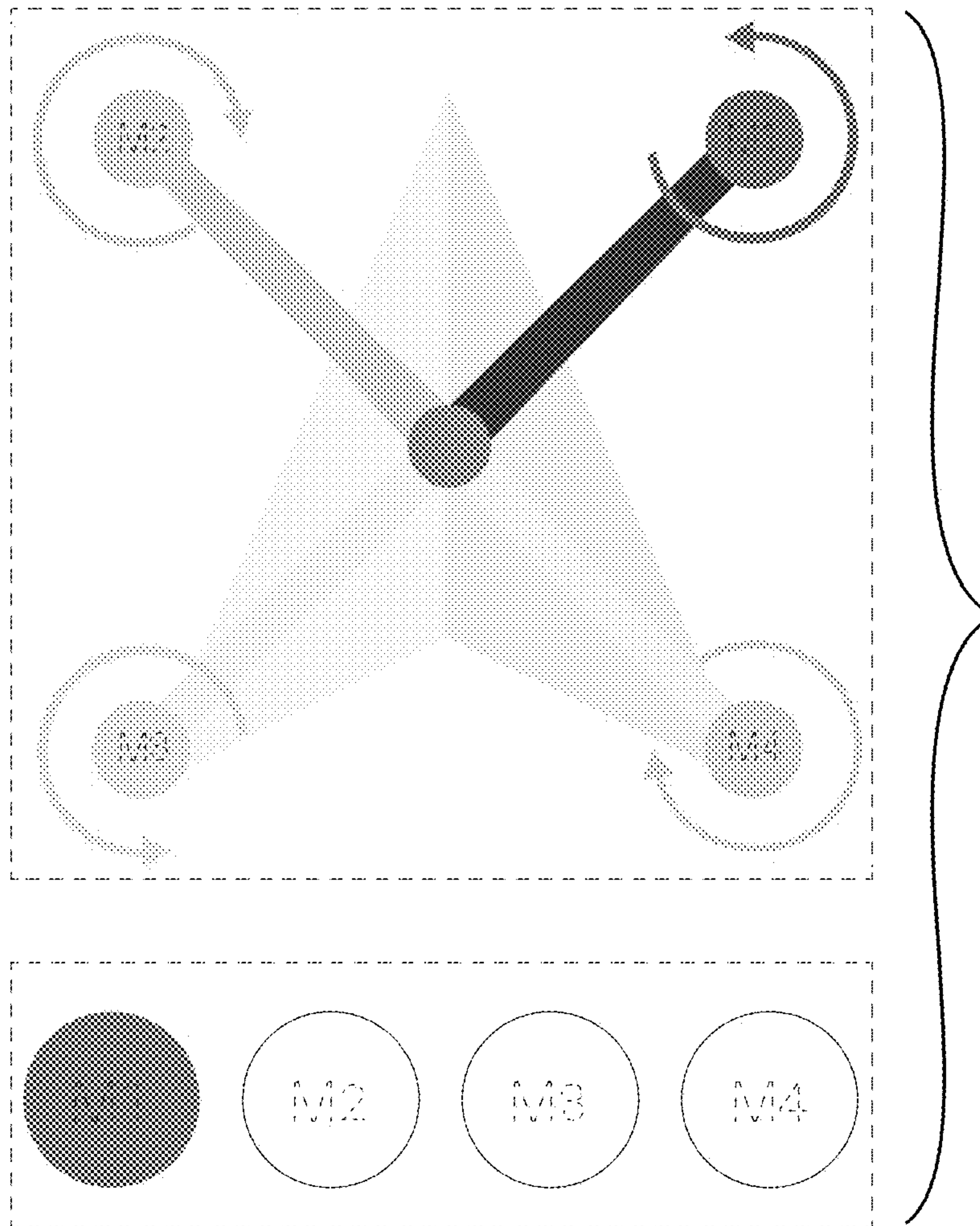


FIG. 1

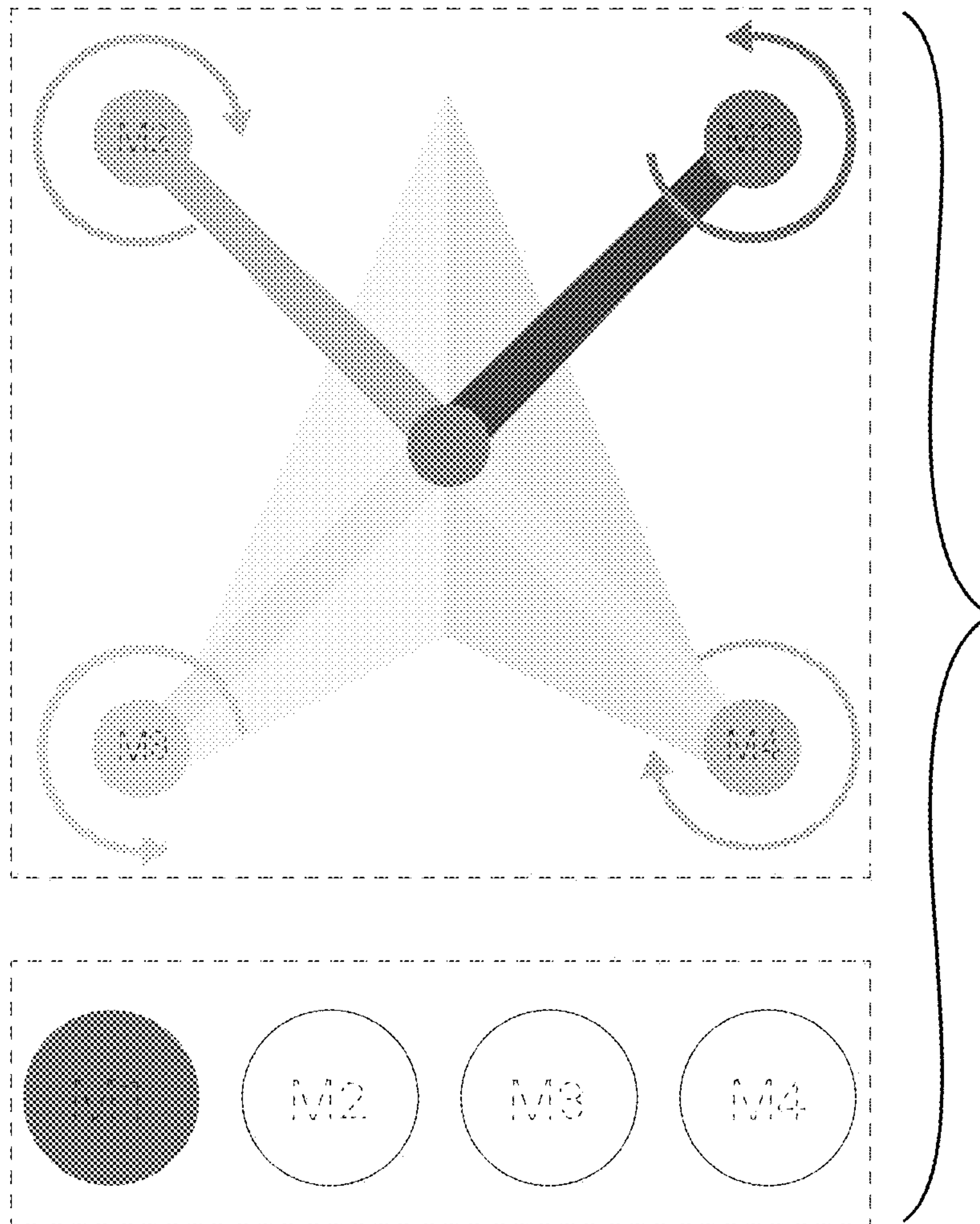


FIG. 2