



US00D774531S

(12) **United States Design Patent** (10) **Patent No.:** **US D774,531 S**
Richter et al. (45) **Date of Patent:** **** Dec. 20, 2016**

(54) **DISPLAY SCREEN OR A PORTION THEREOF WITH A GRAPHICAL USER INTERFACE**

(71) Applicant: **Home Box Office, Inc.**, New York City, NY (US)

(72) Inventors: **Jonhenry A. Richter**, Mountlake Terrace, WA (US); **Tyler R. Furtwangler**, Sammamish, WA (US); **Brendan Joseph Clark**, Seattle, WA (US); **Brandon C. Furtwangler**, Issaquah, WA (US); **Steven N. Furtwangler**, Okemos, MI (US); **J. Jordan C. Parker**, Seattle, WA (US); **Nathan J. E. Furtwangler**, Kirkland, WA (US)

(73) Assignee: **Home Box Office, Inc.**, New York, NY (US)

(**) Term: **14 Years**

(21) Appl. No.: **29/501,529**

(22) Filed: **Sep. 4, 2014**

(51) **LOC (10) Cl.** **14-04**

(52) **U.S. Cl.**
USPC **D14/486**

(58) **Field of Classification Search**
USPC D14/485-495
CPC G06F 3/0481; G06F 3/0482; G06F 3/0484; G06F 3/0487; G06F 3/04817; G06F 3/04842; G06F 3/04883; G06F 3/04804; G06F 3/03547; H04N 5/44582; H04N 5/4403; H04N 5/44543; H04N 5/44591; H04N 5/00424; H04N 21/47; H04N 21/4316; H04N 21/4312; H04N 21/4403

See application file for complete search history.

(56) **References Cited**

U.S. PATENT DOCUMENTS

5,621,456	A *	4/1997	Florin	H04N 5/4403
					348/E5.103
5,907,323	A *	5/1999	Lawler	H04N 5/44543
					348/563
D427,574	S *	7/2000	Sawada	D14/486
D470,857	S *	2/2003	Anderson	D14/485
6,973,669	B2 *	12/2005	Daniels	H04N 5/44543
					348/E5.103
D626,135	S *	10/2010	Choi	D14/486
D641,372	S *	7/2011	Gardner	D14/486
D664,152	S *	7/2012	Ray	D14/486
D664,970	S *	8/2012	Ray	D14/486
D676,864	S *	2/2013	Velasco	D14/486
D677,685	S *	3/2013	Simmons	D14/486
D681,050	S *	4/2013	Ray	D14/486
D693,359	S *	11/2013	Gardner	D14/486

(Continued)

Primary Examiner — Sheryl Lane

Assistant Examiner — Katherine Glennon

(74) *Attorney, Agent, or Firm* — Amin, Turocy & Watson, LLP

(57) **CLAIM**


The ornamental design for a display screen or portion thereof with a graphical user interface, as shown and described.

DESCRIPTION

FIG. 1 is a front view of a display screen or portion thereof with a graphical user interface showing our new design; and, FIG. 2 is a front view of a second embodiment thereof.

The broken line showing of the display screen or portion thereof with graphical user interface is included for the purpose of illustrating the article and forms no part of the claimed design.

1 Claim, 2 Drawing Sheets



(56)

References Cited

U.S. PATENT DOCUMENTS

D698,812	S *	2/2014	Gardner	D14/488
D698,819	S *	2/2014	Gardner	D14/488
D700,205	S *	2/2014	Hartley	D14/487
D710,870	S *	8/2014	McCormack	D14/486
D732,069	S *	6/2015	Seo	D14/488
D732,549	S *	6/2015	Kim	D14/485
D735,220	S *	7/2015	Seo	D14/486
9,164,625	B2 *	10/2015	Holmgren	G01S 17/48
D746,316	S *	12/2015	Gray	D14/486
D750,099	S *	2/2016	Seo	D14/485
9,251,124	B2 *	2/2016	Steinfl	G06F 3/0482
D751,572	S *	3/2016	Lee	D14/485
D752,087	S *	3/2016	Seo	D14/488
9,288,519	B2 *	3/2016	Lee	H04N 21/26283
D754,681	S *	4/2016	Giles	D14/485
D757,059	S *	5/2016	Gray	D14/486
D757,066	S *	5/2016	Seo	D14/486
D759,709	S *	6/2016	Seo	D14/488
D760,275	S *	6/2016	Zhang	D14/488
2004/0250278	A1 *	12/2004	Imai	G06F 3/0481
					725/40
2016/0070447	A1 *	3/2016	Righter	G06F 9/4443
					386/241

* cited by examiner




FIG. 1




FIG. 2