

US00D774512S

(12) **United States Design Patent** (10) **Patent No.:** **US D774,512 S**  
**Liu** (45) **Date of Patent:** **\*\* Dec. 20, 2016**

(54) **PEN**  
(71) Applicant: **Min Liu**, Guangzhou (CN)  
(72) Inventor: **Min Liu**, Guangzhou (CN)  
(\*\*) Term: **15 Years**  
(21) Appl. No.: **29/547,640**  
(22) Filed: **Dec. 6, 2015**  
(51) **LOC (10) Cl.** ..... **14-02**  
(52) **U.S. Cl.**  
USPC ..... **D14/411**  
(58) **Field of Classification Search**  
USPC ..... D14/372, 496, 432, 371, 125, 126,  
129,D14/299, 411; D16/300-342;  
351/158, 153, 351/144; 345/7-9, 905;  
455/344; 348/115, 53, 348/121, 739  
CPC ..... G02B 27/017; G06F 3/016; G06F 3/033;  
G06F 3/0317; G06F 3/03545; G06F  
3/041; G06K 9/222  
See application file for complete search history.

(56) **References Cited**

**U.S. PATENT DOCUMENTS**

D331,778 S	12/1992	Christen	
D364,641 S	11/1995	Osterhout	
D436,126 S	1/2001	Rosenbaum	
D436,622 S	1/2001	Rosenbaum	
D445,829 S	7/2001	Izushima	
D525,299 S	7/2006	Kowalski	
D539,343 S	3/2007	Qiu	
D601,190 S	9/2009	Liu	
D614,628 S *	4/2010	Taylor	D14/431
D619,580 S *	7/2010	Nakayama	D14/411
D631,465 S *	1/2011	Lipsky	D14/167

D658,183 S *	4/2012	Avery	D14/411
D661,734 S	6/2012	Johnson	
D670,698 S *	11/2012	Åhman	D14/411
D690,303 S *	9/2013	Avery	D14/167
D691,137 S *	10/2013	Yeon	D14/411
D704,187 S *	5/2014	Eastwood	D14/411
D704,188 S *	5/2014	Leung	D14/411
D742,381 S *	11/2015	Joseph	D14/411
D754,129 S *	4/2016	Kao	D14/411
2005/0083315 A1 *	4/2005	Pei	B43K 7/005 345/179
2009/0002346 A1 *	1/2009	Henning	G06F 3/03545 345/179

\* cited by examiner

*Primary Examiner* — Austin Murphy

(74) *Attorney, Agent, or Firm* — Michael D. Eisenberg

(57) **CLAIM**

The ornamental design for a pen, as shown and described.

**DESCRIPTION**

The patent or application file contains at least one drawing executed in color. Copies of this patent or patent application publication with color drawing(s) will be provided by the Office upon request and payment of the necessary fee.

FIG. 1 is a perspective view of a pen showing my new design;

FIG. 2 is a rear view of the pen;

FIG. 3 is a left side view of the pen;


FIG. 4 is a front side view of the pen;

FIG. 5 is a right view of the pen;

FIG. 6 is a top view of the pen; and,

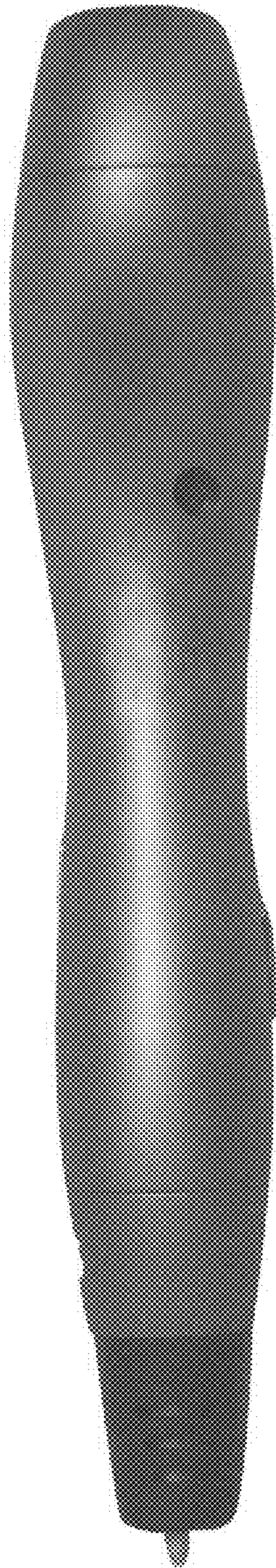
FIG. 7 is a bottom view of the pen.

**1 Claim, 6 Drawing Sheets**  
**(6 of 6 Drawing Sheet(s) Filed in Color)**







*Fig. 1*



*Fig. 2*




*Fig. 3*




*Fig. 4*



*Fig. 5*



*Fig. 6*



*Fig. 7*