



US00D774471S

(12) **United States Design Patent**
Kwan et al.

(10) **Patent No.:** **US D774,471 S**

(45) **Date of Patent:** **** Dec. 20, 2016**

(54) **REMOTE CONTROL**

(71) Applicant: **ADVANCE ELECTRONIC AND MEDICAL INDUSTRIES COMPANY, Hong Kong (HK)**

(72) Inventors: **Pui Tong Kwan, Hong Kong (HK); Xiang Hui Kong, Guangzhou (CN); Yu Zhao, Guangzhou (CN)**

(73) Assignee: **ADVANCE ELECTRONIC AND MEDICAL INDUSTRIES COMPANY LIMITED, Cheung Sha Wan, KL. (HK)**

(**) Term: **15 Years**

(21) Appl. No.: **29/539,137**

(22) Filed: **Sep. 11, 2015**

(51) **LOC (10) Cl.** **14-03**

(52) **U.S. Cl.**
USPC **D13/168**

(58) **Field of Classification Search**
USPC D13/162, 168; D14/218, 388, 389; D24/158, 159
CPC H03J 1/0025; H01H 9/0235; H04B 1/202; G08C 17/00; G08C 17/02; A61B 5/0017; A61B 5/7435; A61B 6/0457; A61B 2017/00212

See application file for complete search history.

(56) **References Cited**

U.S. PATENT DOCUMENTS

D614,587 S * 4/2010 Yodfat D13/168
D621,372 S * 8/2010 Won D13/168

D653,221 S * 1/2012 Kashimoto D13/168
D695,237 S * 12/2013 Sakai D13/168
D708,590 S * 7/2014 Zhang D13/168
D709,038 S * 7/2014 Takama D13/168
D725,606 S * 3/2015 Eastman D13/168
2011/0082711 A1* 4/2011 Poeze A61B 5/14532
705/3
2011/0213225 A1* 9/2011 Bernstein G06Q 50/22
600/309
2012/0172758 A1* 7/2012 Roe A61B 5/1411
600/583
2015/0245773 A1* 9/2015 Lamego A61B 5/14532
600/301
2015/0377895 A1* 12/2015 Galley G06F 19/3468
422/68.1

* cited by examiner

Primary Examiner — Selina Sikder

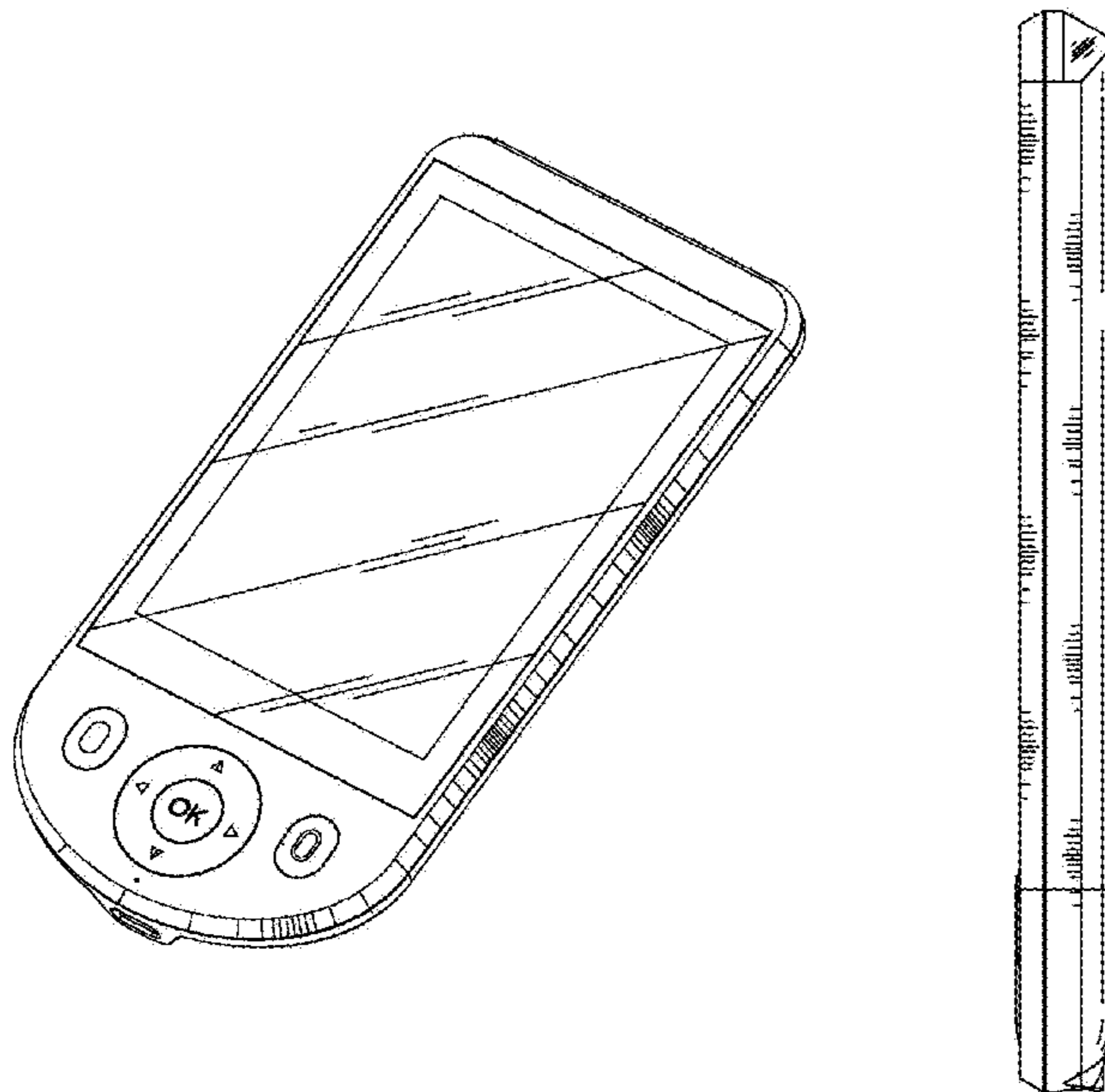
(57) **CLAIM**

The ornamental design for the remote control, as shown and described.

DESCRIPTION

FIG. 1 is the perspective view of the remote control showing my new design;
FIG. 2 is the right side view thereof;
FIG. 3 is the left side view thereof;
FIG. 4 is the bottom plan view thereof;
FIG. 5 is the top plan view thereof;
FIG. 6 is the front elevational view thereof; and,
FIG. 7 is the rear elevational view thereof.

1 Claim, 7 Drawing Sheets



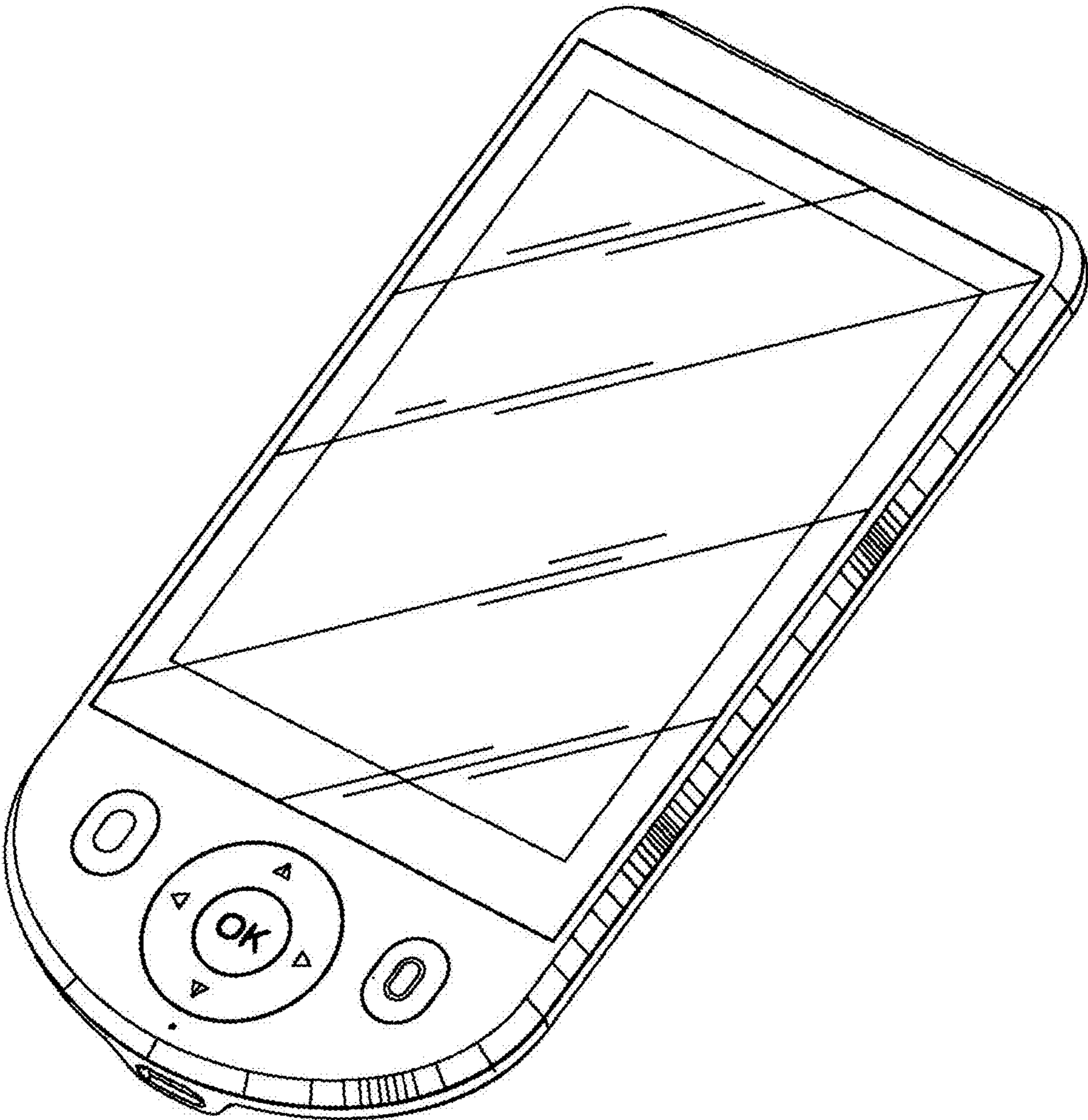


Fig. 1




Fig. 2

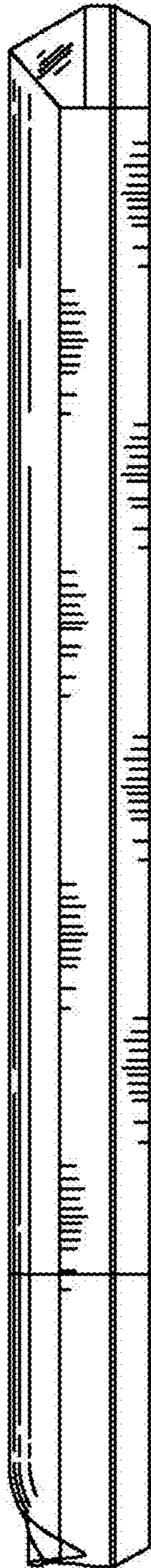


Fig. 3




Fig. 4

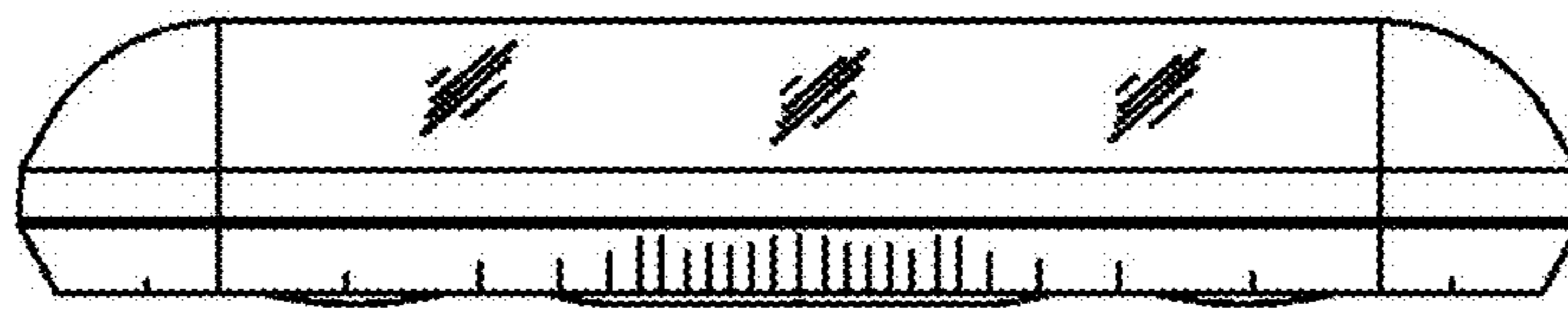


Fig. 5

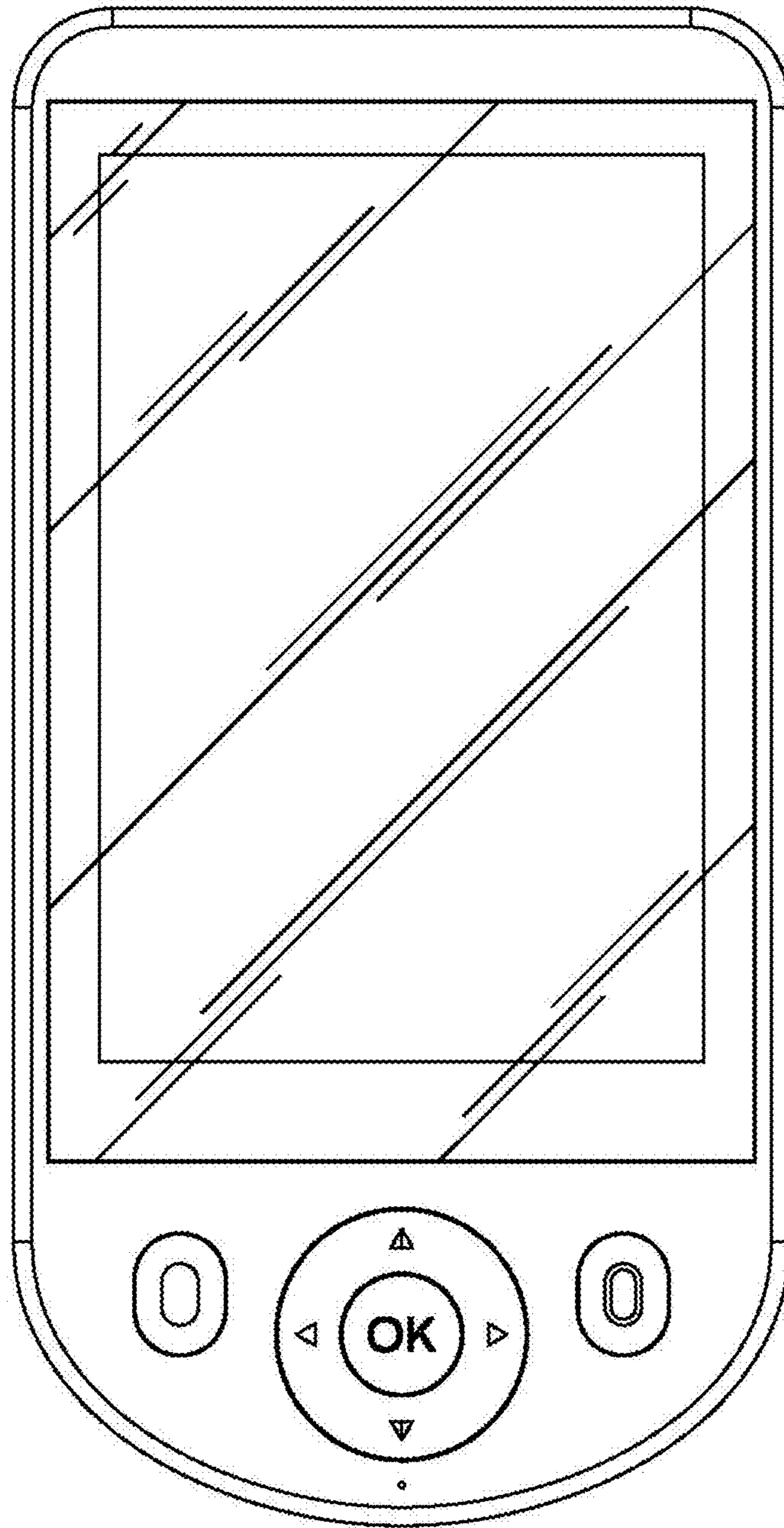


Fig. 6

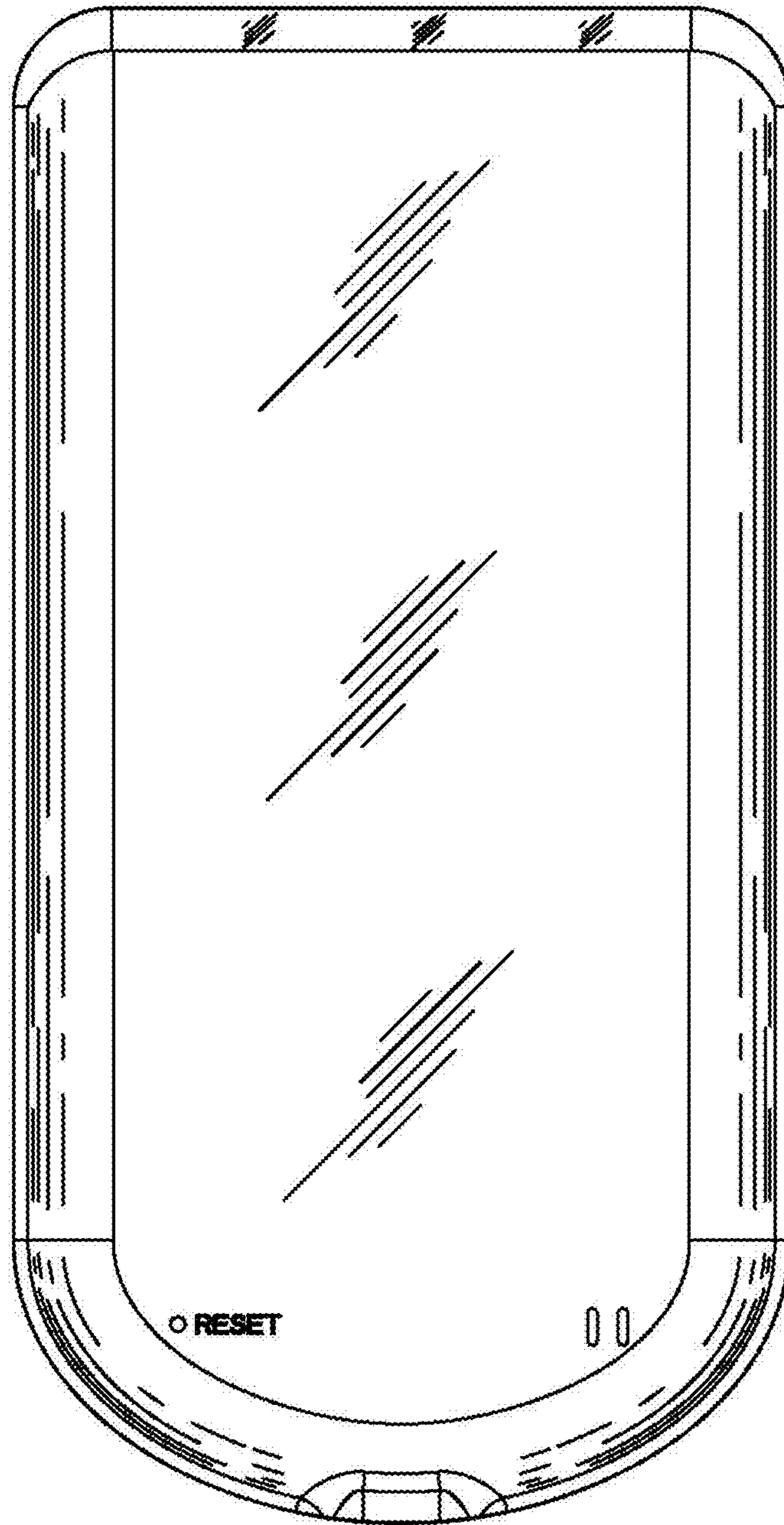


Fig. 7