



US00D774452S

(12) **United States Design Patent** (10) **Patent No.:** **US D774,452 S**
Rost (45) **Date of Patent:** **** *Dec. 20, 2016**

(54) **RECHARGEABLE BATTERY**
(71) Applicant: **Pendix GmbH**, Zwickau (DE)
(72) Inventor: **David Rost**, Dresden (DE)
(73) Assignee: **Pendix GmbH**, Zwickau (DE)
(*) Notice: This patent is subject to a terminal disclaimer.
(**) Term: **14 Years**
(21) Appl. No.: **29/515,005**
(22) Filed: **Jan. 20, 2015**

D481,993 S *	11/2003	Searle	D13/103
D486,445 S *	2/2004	Kasahara	D13/103
D539,216 S *	3/2007	Hamaguchi	D13/103
D546,279 S *	7/2007	Shimizu	D13/103
D551,616 S *	9/2007	Shimizu	D13/103
D574,768 S *	8/2008	Witte	D13/103
D582,843 S *	12/2008	Linardos	D13/103
D593,488 S *	6/2009	Harrison	D13/103
D607,402 S *	1/2010	Himeda	D13/103
D633,034 S *	2/2011	Heine	D13/103
D633,035 S *	2/2011	Heine	D13/103
D664,092 S *	7/2012	Gea Suarez	D13/103
D664,498 S *	7/2012	Liu	D13/103
D720,688 S *	1/2015	Popper	D13/103
D740,221 S *	10/2015	Popper	D13/103
D751,978 S *	3/2016	Hong	D13/103
D751,979 S *	3/2016	Hong	D13/103

* cited by examiner

(30) **Foreign Application Priority Data**
Jul. 24, 2014 (DE) 40 2014 100 629
(51) **LOC (10) Cl.** **13-02**
(52) **U.S. Cl.**
USPC **D13/103**
(58) **Field of Classification Search**
USPC D13/102-106, 110, 118-119, 184;
429/96-100, 163, 176
CPC Y02E 60/12; Y02E 60/122; Y02E 60/124;
H01M 2/02; H01M 2/022; H01M 2/0207;
H01M 10/643; H01M 10/4257
See application file for complete search history.


Primary Examiner — Rosemary K Tarcza
Assistant Examiner — James Thorn, Sr.
(74) *Attorney, Agent, or Firm* — Collard & Roe, P.C.

(56) **References Cited**
U.S. PATENT DOCUMENTS
D413,858 S * 9/1999 Murakami D13/103
D459,297 S * 6/2002 Searle D13/103
D471,862 S * 3/2003 Kasahara D13/103
D471,863 S * 3/2003 Katsumoto D13/103

(57) **CLAIM**
The ornamental design for a rechargeable battery, as shown and described.

DESCRIPTION
FIG. 1 is a side view of a rechargeable battery, showing my new design;
FIG. 2 is a top view thereof;
FIG. 3 is a front and top perspective view thereof; and,
FIG. 4 is a rear view thereof.
The bottom view is not shown and forms no part of the claimed design. The areas surrounded by broken lines in FIGS. 1 and 4 show environmental structure only and form no part of the claimed design.

1 Claim, 2 Drawing Sheets






FIG. 1

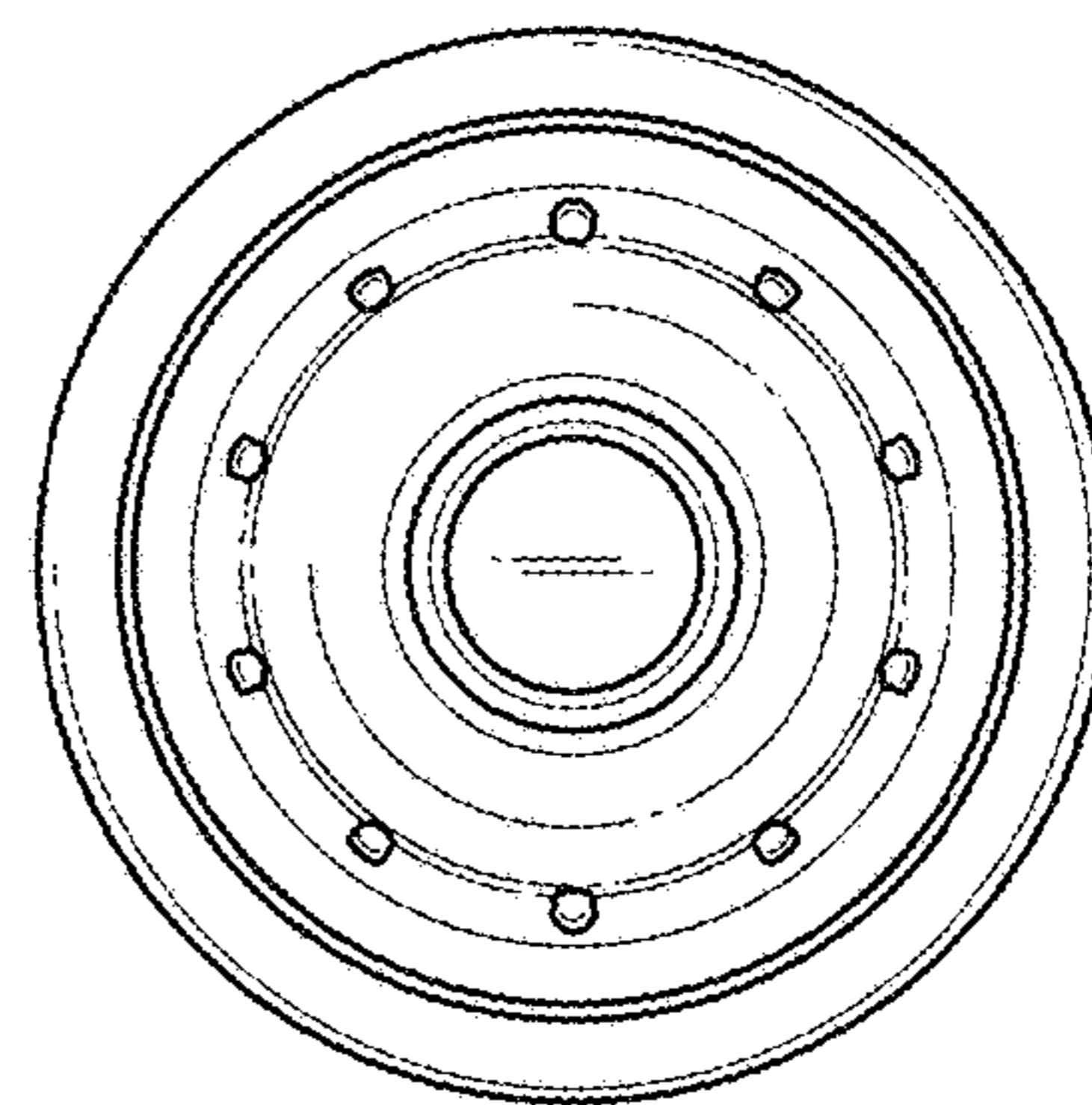


FIG. 2




FIG. 3




FIG. 4