



US00D774428S

(12) **United States Design Patent** (10) **Patent No.:** **US D774,428 S**
Davidson et al. (45) **Date of Patent:** **** Dec. 20, 2016**

(54) **FRONT LOWER BUMPER**
(71) Applicants: **Benjamin R. Davidson**, Torrance, CA (US); **Keith Pastor**, Torrance, CA (US)
(72) Inventors: **Benjamin R. Davidson**, Torrance, CA (US); **Keith Pastor**, Torrance, CA (US)
(73) Assignee: **HONDA MOTOR CO., LTD.**, Tokyo (JP)

D671,051 S * 11/2012 Davidson D12/169
D695,164 S * 12/2013 Futschik D12/169
D751,008 S * 3/2016 Behmer D12/169
D753,559 S * 4/2016 McMahan D12/169
D753,560 S * 4/2016 McMahan D12/169

* cited by examiner

Primary Examiner — Melody N Brown
(74) *Attorney, Agent, or Firm* — Pearne & Gordon LLP

(**) Term: **14 Years**

(21) Appl. No.: **29/516,727**

(22) Filed: **Feb. 5, 2015**

(51) **LOC (10) Cl.** **12-16**

(52) **U.S. Cl.**
USPC **D12/169**

(58) **Field of Classification Search**
USPC D12/169, 216, 90-92, 86, 171, 196, 163;
293/102, 113, 115, 117, 120; 296/180.1,
296/180.2
CPC .. B60R 19/52; B60R 2019/25; B62D 25/0845
See application file for complete search history.

(56) **References Cited**

U.S. PATENT DOCUMENTS

D671,047 S * 11/2012 Davidson D12/169
D671,050 S * 11/2012 Davidson D12/169

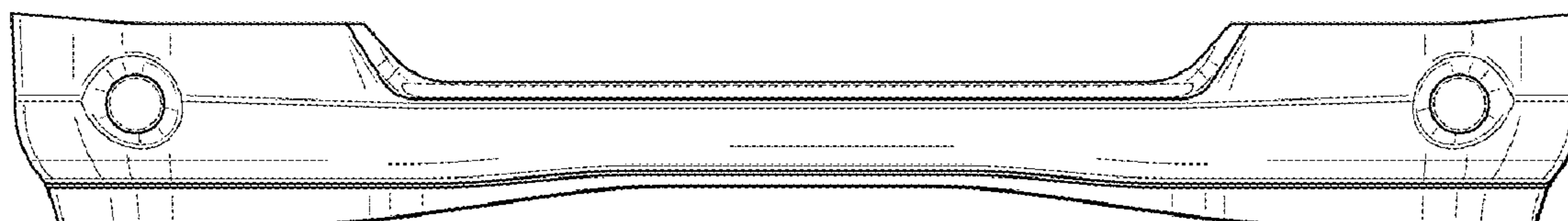
(57) **CLAIM**

The ornamental design for a front bumper lower, as shown and described.

DESCRIPTION

FIG. 1 is a perspective view of a front lower bumper showing our new design.
FIG. 2 is a front view thereof;
FIG. 3 is a right side view thereof, the left side view being a mirror image thereof; and,
FIG. 4 is a top view thereof.
The broken lines shown in the drawings illustrate portions of the front lower bumper that form no part of the claimed design.

1 Claim, 1 Drawing Sheet



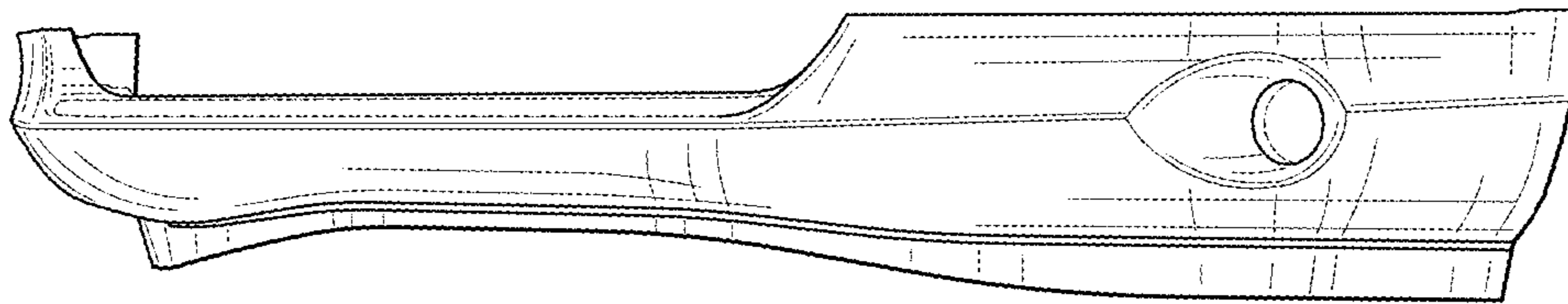


FIG. 1

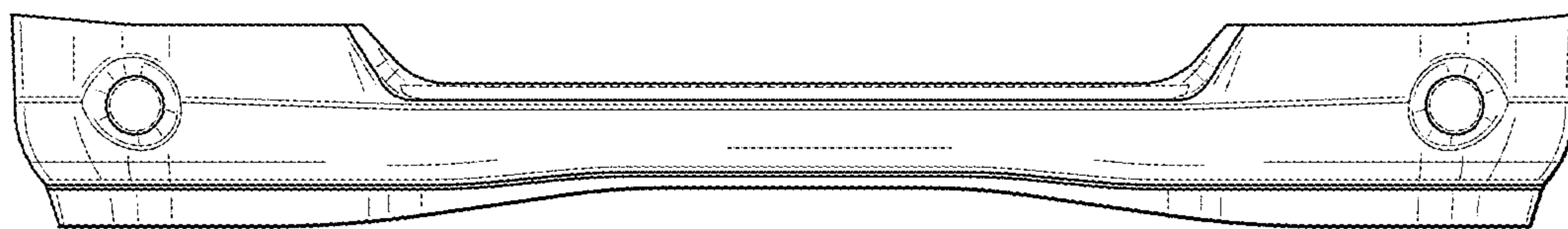


FIG. 2

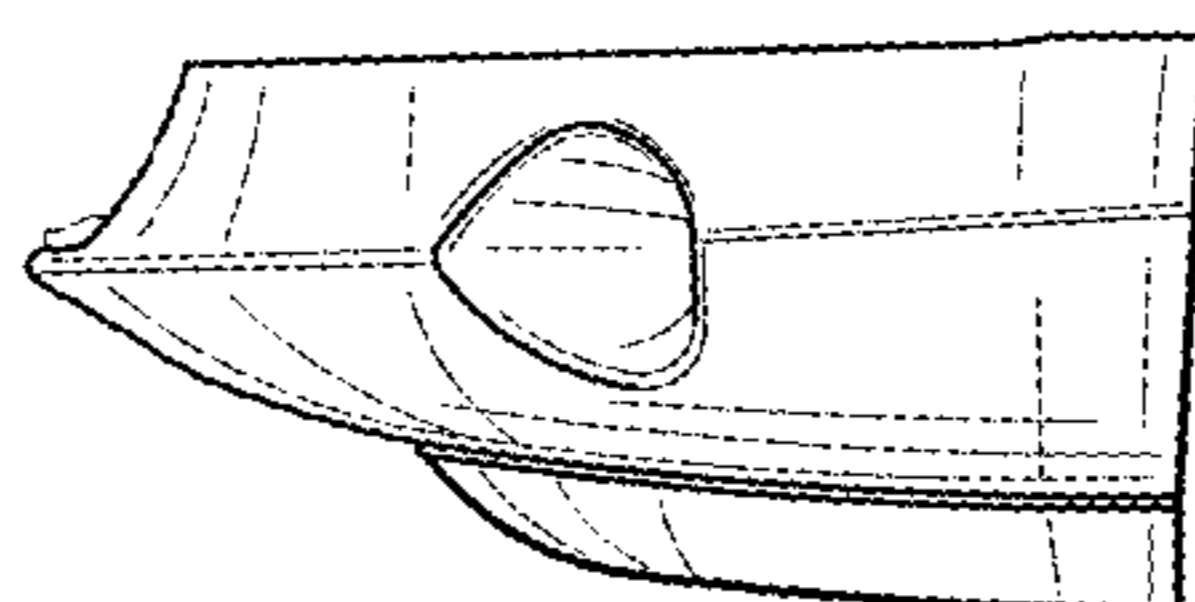


FIG. 3

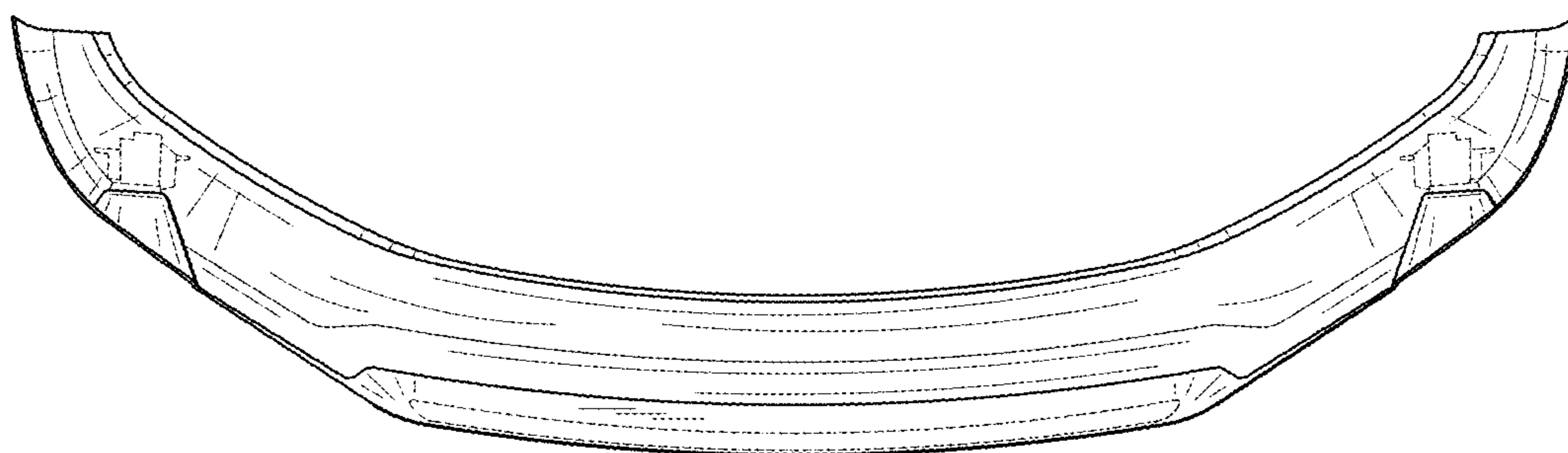


FIG. 4