



US00D774426S

(12) **United States Design Patent** (10) **Patent No.:** **US D774,426 S**  
**Cartabiano et al.** (45) **Date of Patent:** **\*\* Dec. 20, 2016**

(54) **AUTOMOBILE**

(71) Applicants: **Ian Richard Cartabiano**, Torrance, CA (US); **Hideo Koyama**, Tokai (JP); **Daisuke Iguchi**, Mizuho (JP)

(72) Inventors: **Ian Richard Cartabiano**, Torrance, CA (US); **Hideo Koyama**, Tokai (JP); **Daisuke Iguchi**, Mizuho (JP)

(73) Assignee: **Toyota Jidosha Kabushiki Kaisha** (JP)

(\*\*) Term: **14 Years**

(21) Appl. No.: **29/520,000**

(22) Filed: **Mar. 10, 2015**

(51) **LOC (10) Cl.** ..... **12-16**

(52) **U.S. Cl.**  
USPC ..... **D12/164**

(58) **Field of Classification Search**  
USPC .... D12/86, 90-92, 164; D21/421, 433, 434; 296/181.1, 181.5  
CPC ..... B62D 35/00; B62D 25/00; B62D 25/06; B62D 25/08; B62D 33/00  
See application file for complete search history.

(56) **References Cited**

**U.S. PATENT DOCUMENTS**

D676,364 S	*	2/2013	Yamada	.....	D12/164
D696,987 S	*	1/2014	Suga	.....	D12/164
D696,988 S	*	1/2014	Suga	.....	D12/164
D697,456 S	*	1/2014	Kubota	.....	D12/164
D699,638 S	*	2/2014	Kubota	.....	D12/164
D715,200 S	*	10/2014	Kim	.....	D12/164
D761,704 S	*	7/2016	Matsuno	.....	D12/164

**OTHER PUBLICATIONS**

Toyota, Toyota C-HR Concept, <[http://www.netcarshow.com/toyota/2014-c-hr\\_concept/800x600/wallpaper\\_01.htm](http://www.netcarshow.com/toyota/2014-c-hr_concept/800x600/wallpaper_01.htm)>, available at least as early as Mar. 10, 2015.  
Mitsubishi, Mitsubishi Outlander, <[http://www.netcarshow.com/mitsubishi/2013-outlander/800x600/wallpaper\\_01.htm](http://www.netcarshow.com/mitsubishi/2013-outlander/800x600/wallpaper_01.htm)>, available at least as early as Mar. 10, 2015.

\* cited by examiner

*Primary Examiner* — Melody N Brown

(74) *Attorney, Agent, or Firm* — Saidman DesignLaw Group, LLC

(57) **CLAIM**


The ornamental design for an automobile, as shown and described.

**DESCRIPTION**

FIG. 1 is a front right perspective view of an automobile showing our new design;  
FIG. 2 is a rear right perspective view thereof;  
FIG. 3 is a front left perspective view thereof;  
FIG. 4 is a rear left perspective view thereof;  
FIG. 5 is a front view thereof;  
FIG. 6 is a rear view thereof;  
FIG. 7 is a top view thereof;  
FIG. 8 is a right side view thereof; and,  
FIG. 9 is a left side view thereof.

The claimed design is indicated by the relatively dark portions in the figures. The relatively light portions form no part of the claimed design.

**1 Claim, 5 Drawing Sheets**






FIG. 1




FIG. 2




FIG. 3





FIG. 4



**FIG. 5**



**FIG. 6**




FIG. 7




FIG. 8




FIG. 9