



US00D774425S

(12) **United States Design Patent** (10) **Patent No.:** **US D774,425 S**  
**Cheng** (45) **Date of Patent:** **\*\* Dec. 20, 2016**

(54) **RADIATOR GRILLE**

(71) Applicant: **Wenliang Cheng**, Tao-Yuan Hsien (TW)

(72) Inventor: **Wenliang Cheng**, Tao-Yuan Hsien (TW)

(\*\*) Term: **15 Years**

(21) Appl. No.: **29/531,333**

(22) Filed: **Jun. 25, 2015**

(51) **LOC (10) Cl.** ..... **12-16**

(52) **U.S. Cl.**  
USPC ..... **D12/163**

(58) **Field of Classification Search**

USPC .... D12/163, 196, 86, 90-92, 171, 169, 216;  
180/68.1, 68.6; 293/193.11  
CPC ..... B62D 25/08; B62B 9/16; B60K 11/08;  
B60R 19/52

See application file for complete search history.

(56) **References Cited**

**U.S. PATENT DOCUMENTS**

D577,316 S *	9/2008	Rosen	.....	D12/163
D577,635 S *	9/2008	Moore	.....	D12/163
D613,648 S *	4/2010	Wong	.....	D12/163
D640,175 S *	6/2011	Villamizar	.....	D12/163

\* cited by examiner

*Primary Examiner* — Melody N. Brown

(74) *Attorney, Agent, or Firm* — Jackson IPG PLLC;  
Demian K. Jackson

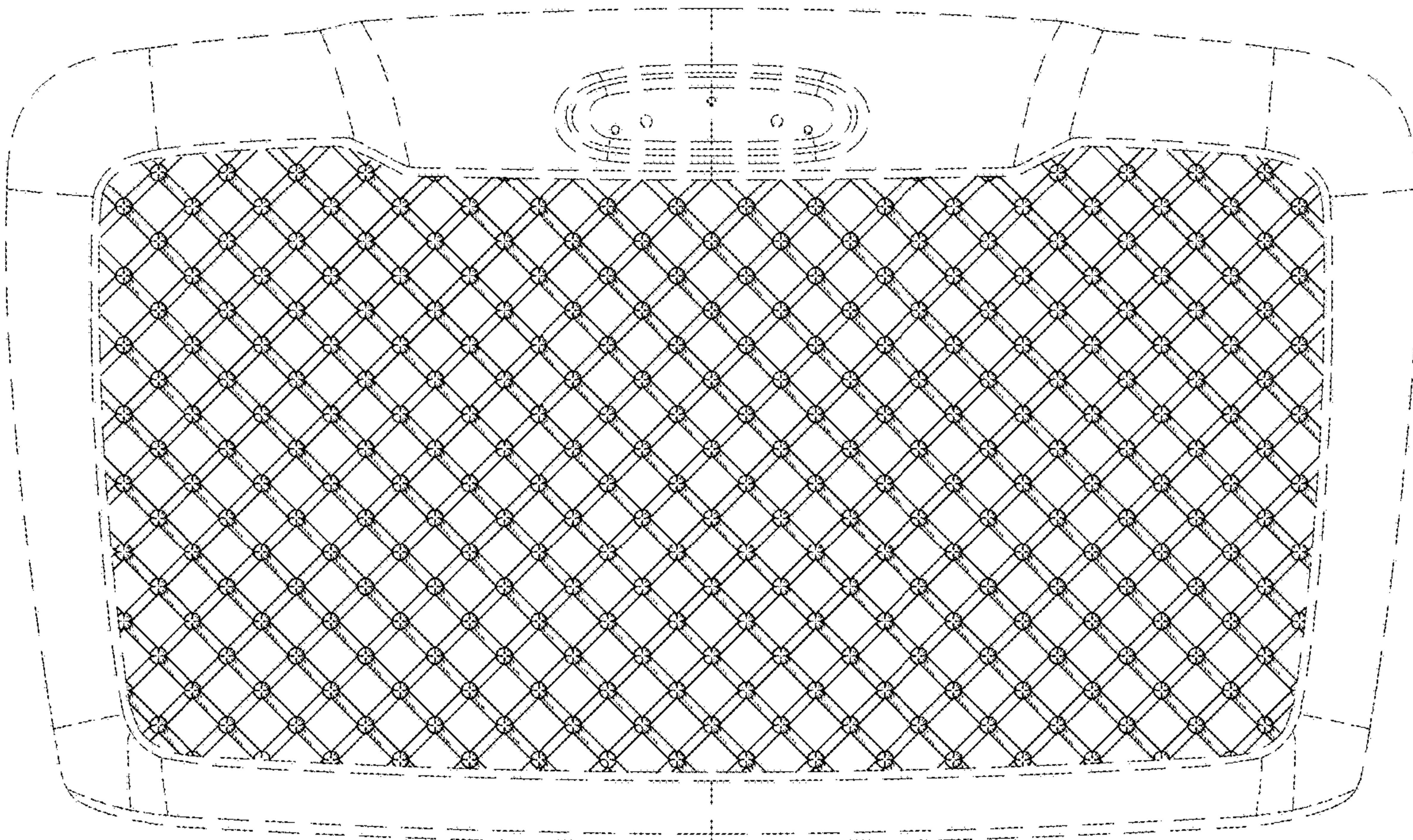
(57) **CLAIM**

The ornamental design for a radiator grille, as shown and described.

**DESCRIPTION**

FIG. 1 is a perspective view of a radiator grille showing my design;  
FIG. 2 is a front view thereof;  
FIG. 3 is a rear view thereof.  
FIG. 4 is a left view thereof;  
FIG. 5 is a right view thereof;  
FIG. 6 is a top plan view thereof; and,  
FIG. 7 is a bottom plan view thereof.  
The broken lines shown in the drawings illustrate portions of the radiator grille that forms no part of the claimed design.

**1 Claim, 7 Drawing Sheets**





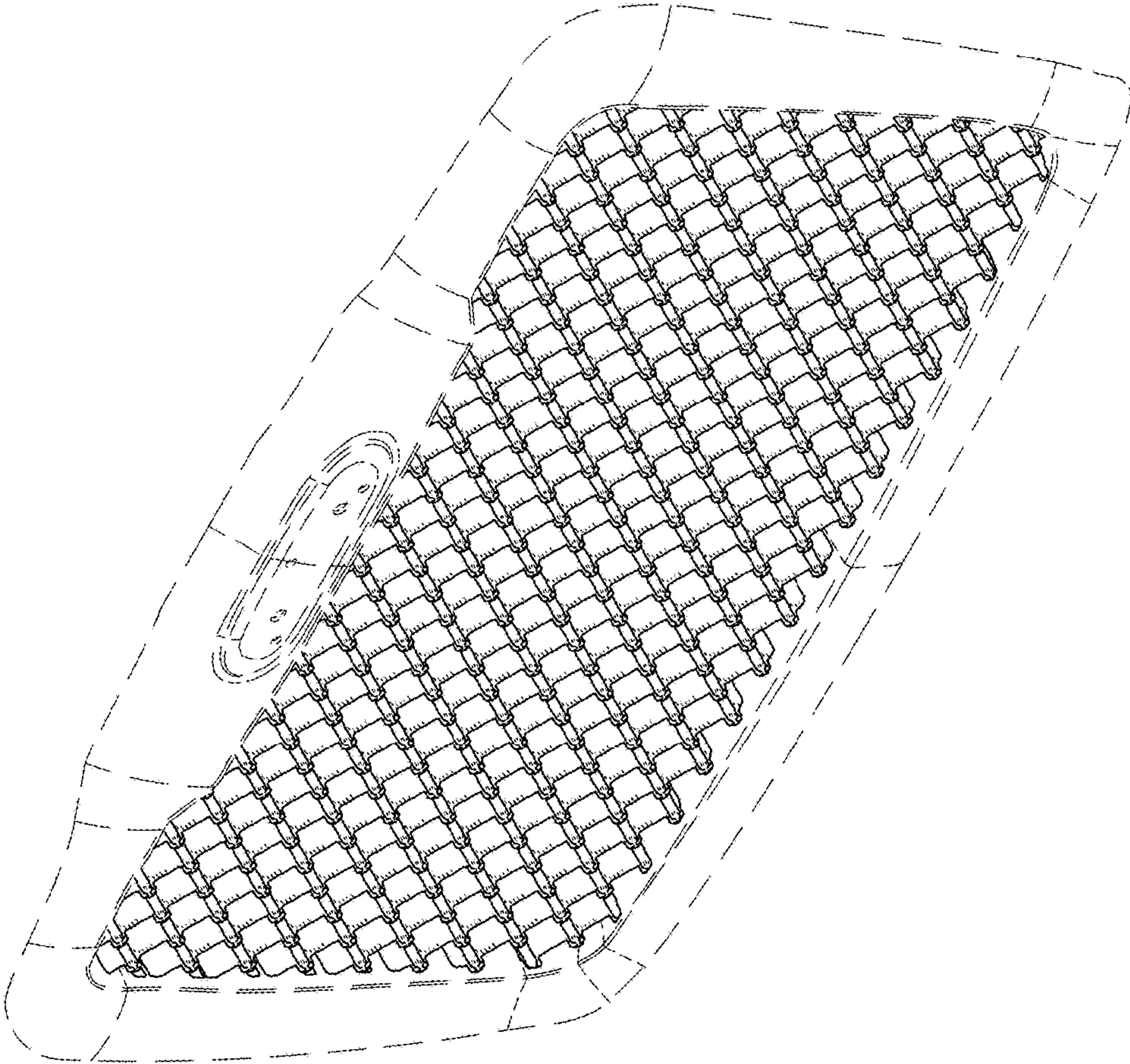


Fig. 1






Fig. 2



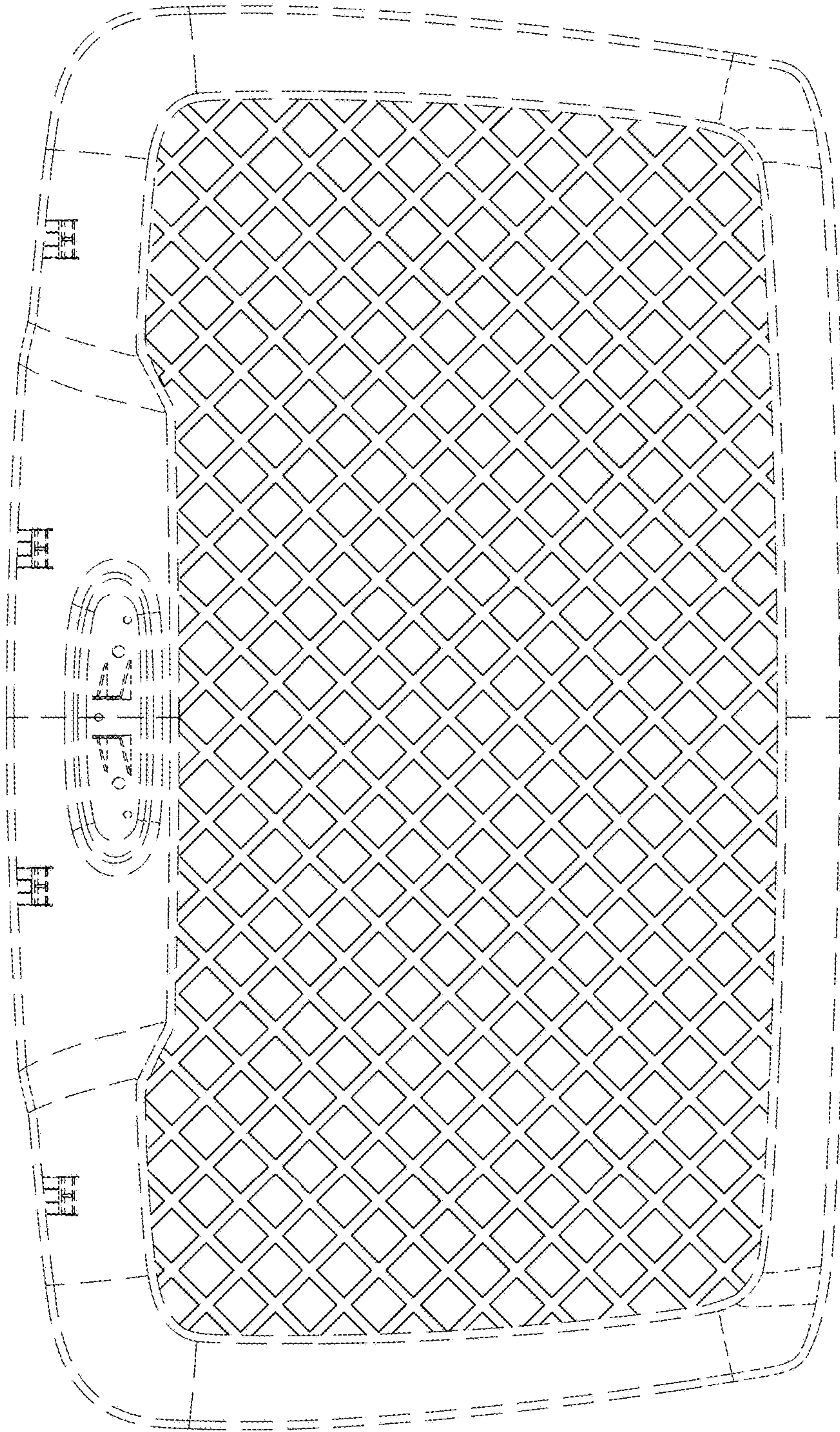


Fig. 3




Fig. 4

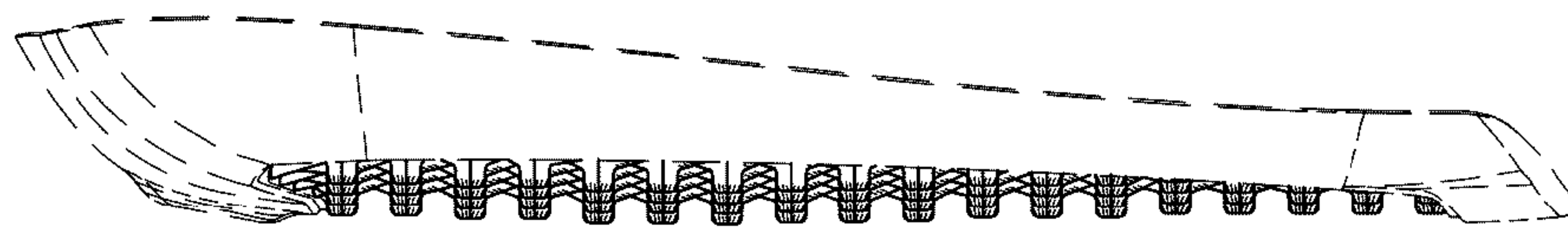


Fig. 5

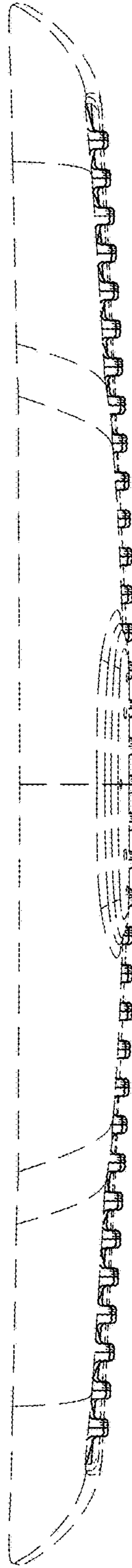


Fig. 6

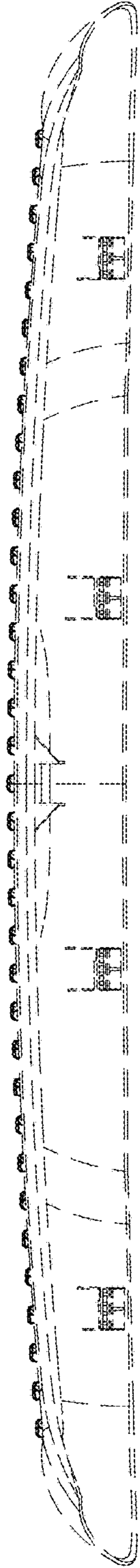


Fig. 7