



US00D774418S

(12) **United States Design Patent** (10) **Patent No.:** **US D774,418 S**  
**Bischoff et al.** (45) **Date of Patent:** **\*\* Dec. 20, 2016**

(54) **MOTOR VEHICLE**  
(71) Applicant: **VOLKSWAGEN AKTIENGESELLSCHAFT**,  
Wolfsburg (DE)  
(72) Inventors: **Klaus Bischoff**, Wolfsburg (DE); **Malte Hammerbeck**, Wolfsburg (DE); **Tobias Sühlmann**, Wolfsburg (DE)  
(73) Assignee: **VOLKSWAGEN AKTIENGESELLSCHAFT**,  
Wolfsburg (DE)  
(\*\*) Term: **15 Years**  
(21) Appl. No.: **29/539,767**  
(22) Filed: **Sep. 17, 2015**

D631,796 S \* 2/2011 Castriota ..... D12/92  
D671,034 S \* 11/2012 Bischoff ..... D12/91  
D671,035 S \* 11/2012 Bischoff ..... D12/91  
D690,231 S \* 9/2013 Bischoff ..... D12/91  
D691,067 S \* 10/2013 Bischoff ..... D12/91  
D691,068 S \* 10/2013 Bischoff ..... D12/92  
D717,698 S \* 11/2014 Beaven ..... D12/92  
D719,067 S \* 12/2014 Matsumoto ..... D12/92  
D722,535 S \* 2/2015 Baudy ..... D12/92  
D740,175 S \* 10/2015 Bischoff ..... D12/92

\* cited by examiner

*Primary Examiner* — Melody N Brown

(74) *Attorney, Agent, or Firm* — Lucas & Mercanti, LLP;  
Klaus P. Stoffel

(30) **Foreign Application Priority Data**

May 4, 2015 (DE) ..... 40 2015 100 399

(51) **LOC (10) Cl.** ..... **12-08**

(52) **U.S. Cl.**  
USPC ..... **D12/91**

(58) **Field of Classification Search**  
USPC ..... D12/86, 90-92, 88; D21/421, 433, 434;  
296/181.1, 181.5  
CPC ..... B62D 35/00; B62D 25/00; B62D 25/06;  
B62D 33/00  
See application file for complete search history.

(56) **References Cited**

**U.S. PATENT DOCUMENTS**

D561,645 S \* 2/2008 Kim ..... D12/88  
D614,535 S \* 4/2010 Park ..... D12/92


(57) **CLAIM**

The ornamental design for a motor vehicle, as shown and described.

**DESCRIPTION**

FIG. 1 is a front, right side perspective view of the motor vehicle of the present invention;  
FIG. 2 is a front, left side perspective view thereof;  
FIG. 3 is a front view thereof;  
FIG. 4 is a rear view thereof;  
FIG. 5 is a left side view thereof;  
FIG. 6 is a right side view thereof;  
FIG. 7 is a rear, right side perspective view thereof;  
FIG. 8 is a rear, left side perspective view thereof; and,  
FIG. 9 is a top view thereof.

**1 Claim, 6 Drawing Sheets**






Fig. 1




Fig. 2




Fig. 3




Fig. 4

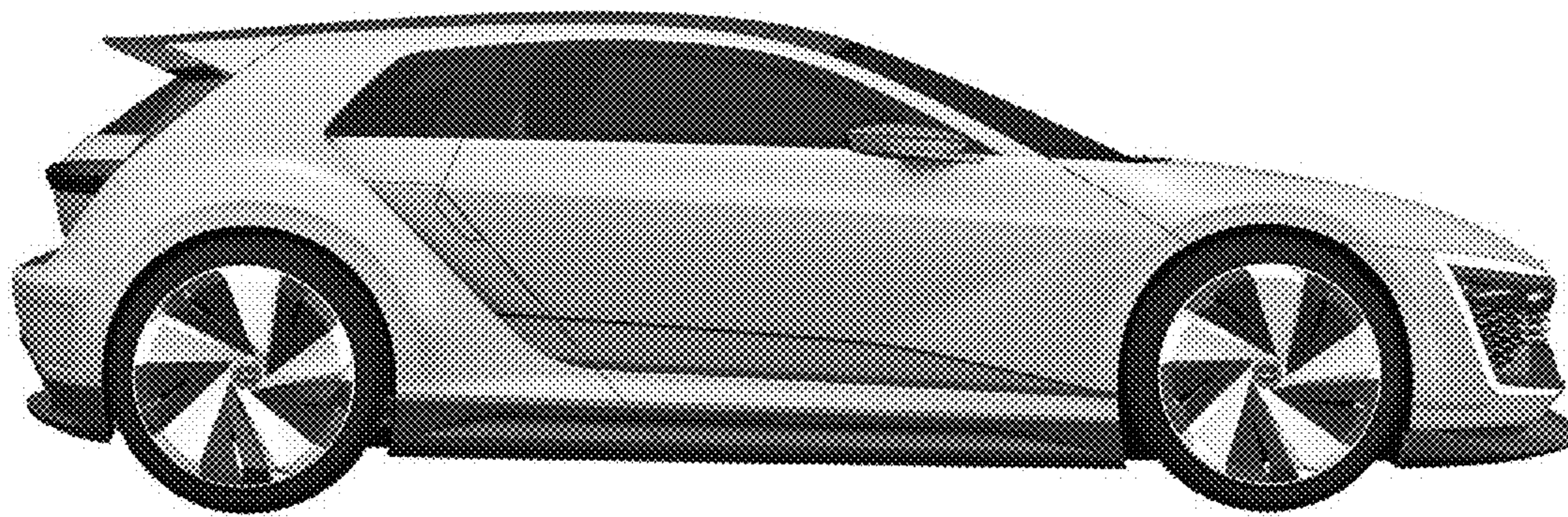


Fig. 5

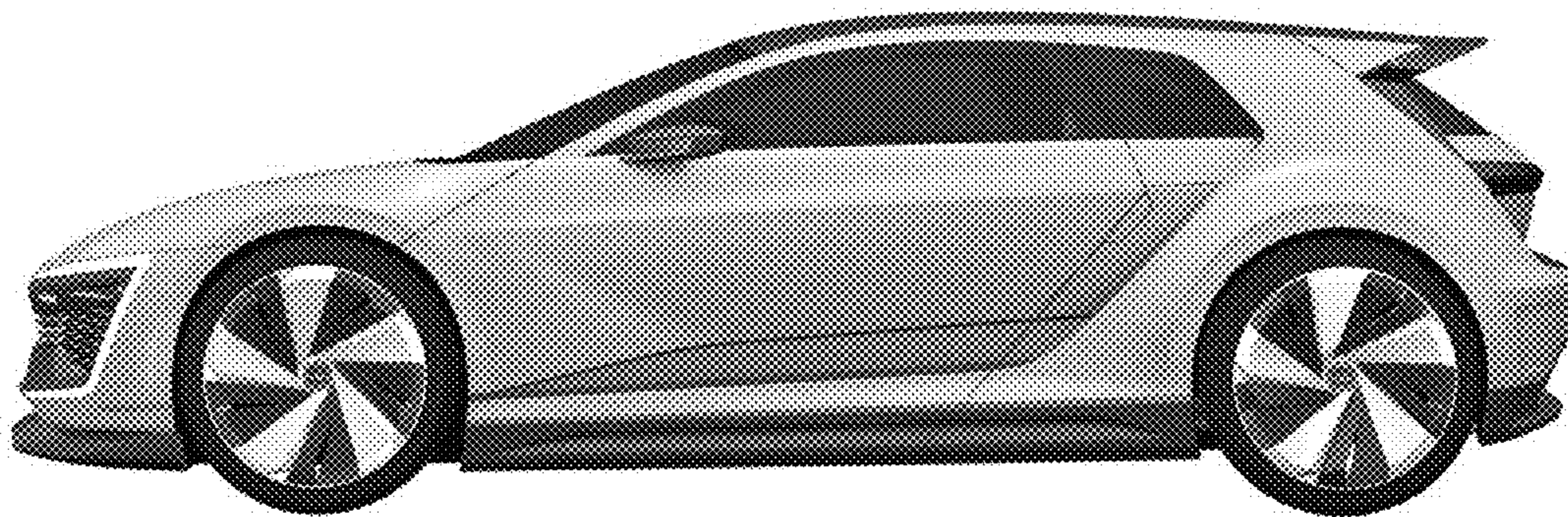


Fig. 6




Fig. 7




Fig. 8




Fig. 9