



US00D774412S

(12) **United States Design Patent**
Blankenship

(10) **Patent No.:** **US D774,412 S**

(45) **Date of Patent:** **** Dec. 20, 2016**

- (54) **PLANT POT DRAINAGE TRAY**
- (71) Applicant: **Lana Blankenship**, Estill Springs, TN (US)
- (72) Inventor: **Lana Blankenship**, Estill Springs, TN (US)
- (**) Term: **15 Years**
- (21) Appl. No.: **29/505,252**
- (22) Filed: **Aug. 10, 2015**
- (51) **LOC (10) Cl.** **11-02**
- (52) **U.S. Cl.**
USPC **D11/164; D11/143**
- (58) **Field of Classification Search**
USPC D11/143, 164, 147; D7/354, 558, 610, D7/667
CPC A47G 19/00; A47G 19/02
See application file for complete search history.

- D403,616 S * 1/1999 Weder D11/164
- D403,984 S * 1/1999 Weder D11/164
- D404,341 S * 1/1999 Weder D11/164
- 6,047,499 A 4/2000 Staas
- 7,093,391 B2 8/2006 Eakin
- D648,976 S * 11/2011 Thurlow D7/354
- D692,727 S * 11/2013 Mandel D7/610
- 2012/102552 10/2012 Salen

* cited by examiner

Primary Examiner — Caron D Veynar

Assistant Examiner — Laura Yu

(74) *Attorney, Agent, or Firm* — Suzanne Kikel, Patent Agent

(57) **CLAIM**

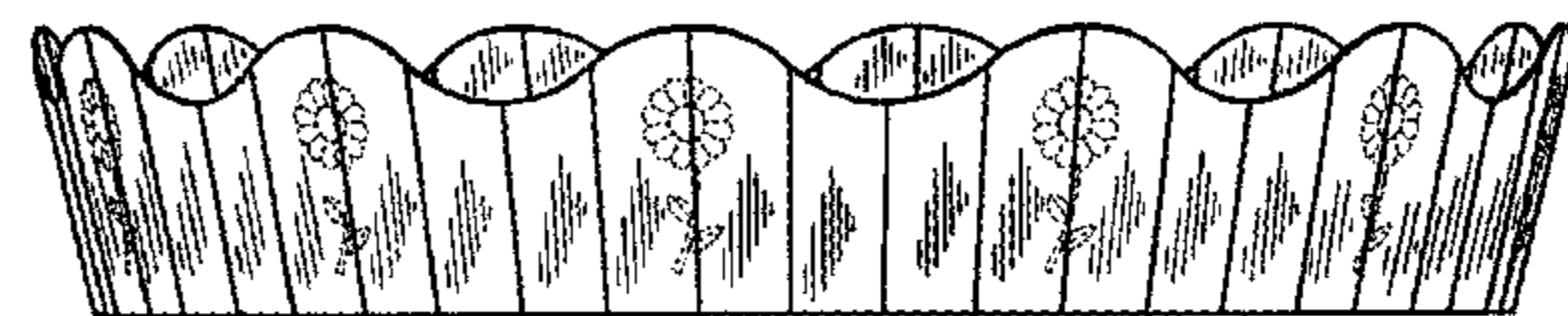
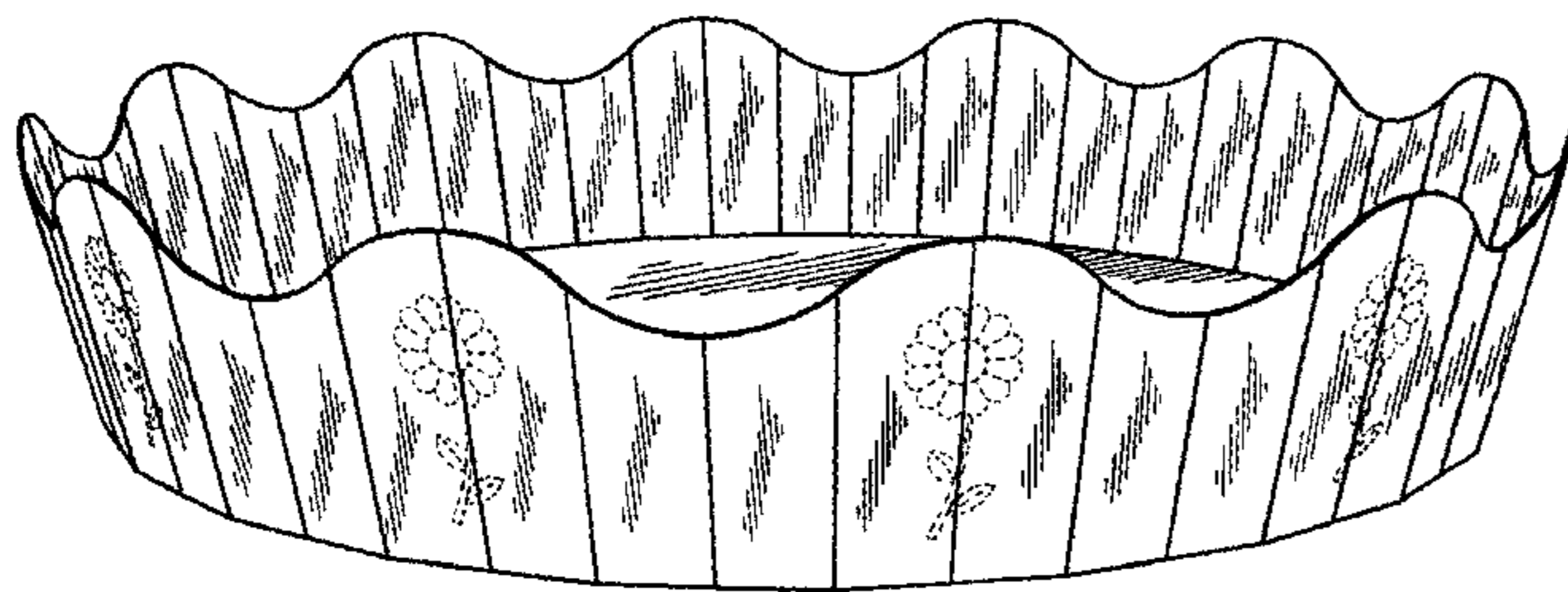
The ornamental design for a plant pot drainage tray, as shown and described.

DESCRIPTION

FIG. 1 is a perspective view of a plant pot drainage tray. FIG. 2 is a front elevation view, the rear, left side, and right side views being identical thereto; FIG. 3 is a top plan view thereof; and, FIG. 4 is a bottom plan view thereof. The broken lines showing flowers show portions of the article forming no part of the claimed design.

1 Claim, 4 Drawing Sheets

- (56) **References Cited**
U.S. PATENT DOCUMENTS
D47,785 S * 9/1915 Grasberger D7/558
1,356,409 A * 10/1920 Simmons A47G 19/02
248/154
5,044,119 A 9/1991 Hougard
D361,297 S * 8/1995 Weder D11/143
D402,916 S * 12/1998 Weder D11/164



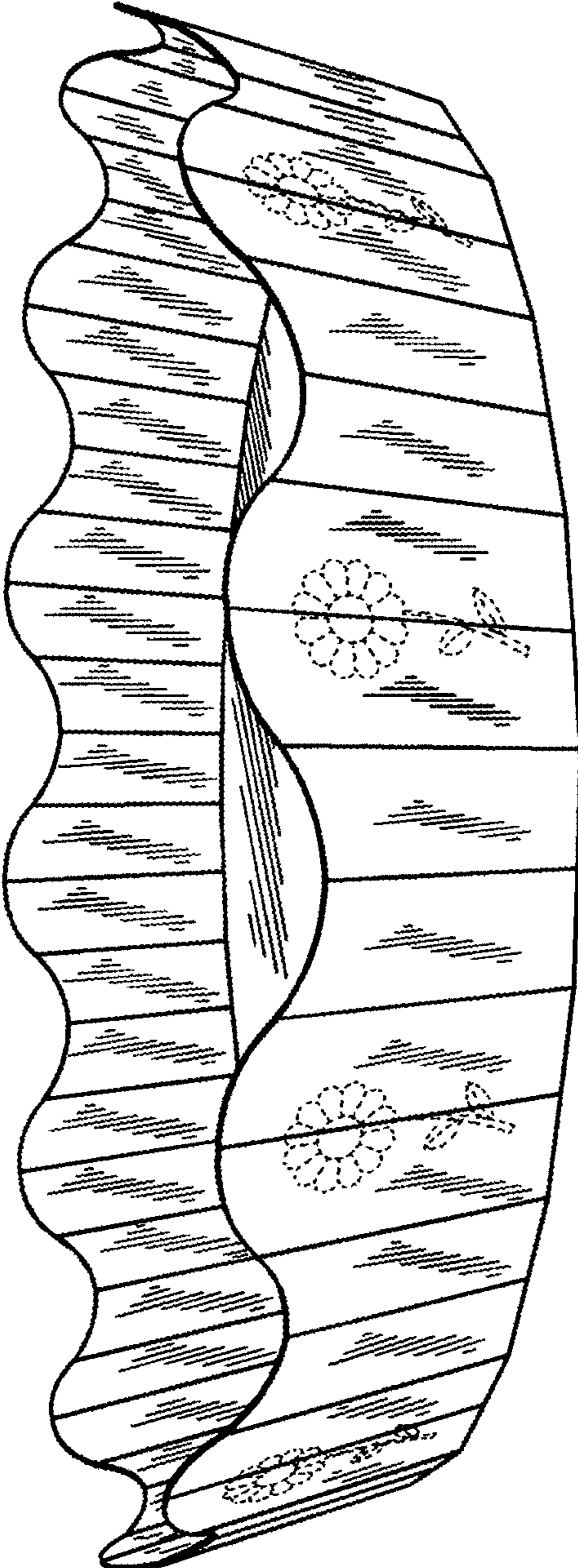


FIG. 1

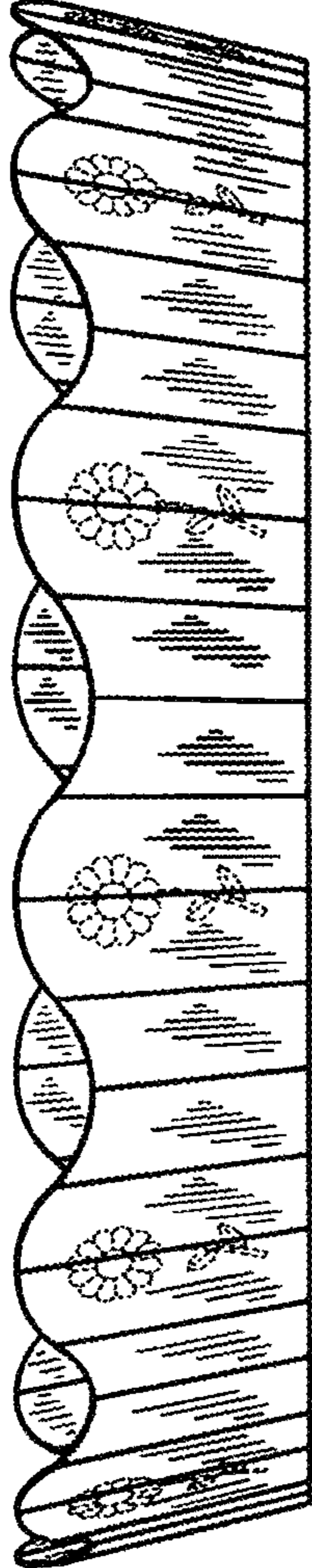


FIG. 2

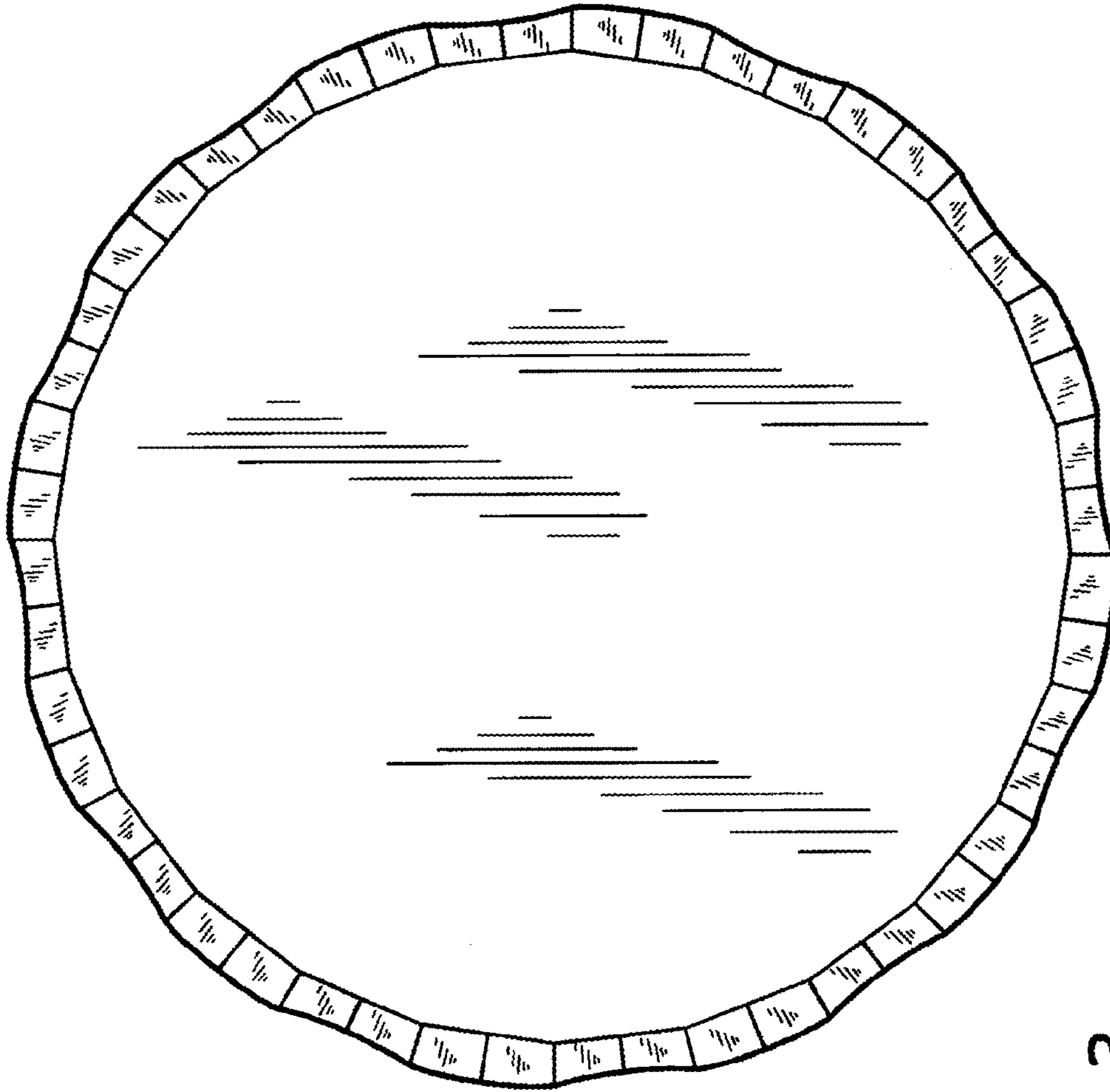


FIG. 3




FIG. 4