



US00D774406S

(12) **United States Design Patent** (10) **Patent No.:** **US D774,406 S**  
**Im et al.** (45) **Date of Patent:** **\*\* Dec. 20, 2016**

(54) **MEDICAL DEVICE**

FOREIGN PATENT DOCUMENTS

(71) Applicant: **SAMSUNG ELECTRONICS CO., LTD.**, Suwon-si (KR)

KR 300735221 3/2014

(72) Inventors: **Seungbin Im**, Yongin-si (KR); **Sungchan Ko**, Suwon-si (KR); **Euiju Lee**, Guri-si (KR); **Sangho Park**, Seoul (KR)

OTHER PUBLICATIONS

(73) Assignee: **SAMSUNG ELECTRONICS CO., LTD.** (KR)

2014 newest accuracy digital infrared forehead thermometer, [retrieved Jul. 30, 2015], pp. 1-3, retrieved from the internet:<URL:http://www.alibaba.com/product-detail/2014-newest-accuracy-digital-infrared-forehead\_1687462509.html?spm=a2700.7724838.35.1.e>.

(\*\*) Term: **15 Years**

Medical thermometer / digital / infrared 1 forehead FR 1DM1 Microlife, [retrieved from the Internet Nov. 12, 2014], pp. 1-14, Retrieved from the Internet<URL:http://www.medicalexpo.com/prod/microlife/medical-thermometers-digital-infrared-forehead-69408-4>.

(21) Appl. No.: **29/535,737**

\* cited by examiner

(22) Filed: **Aug. 10, 2015**

(30) **Foreign Application Priority Data**

*Primary Examiner* — Antoine D Davis

Feb. 16, 2015 (KR) ..... 30-2015-0008470

(74) *Attorney, Agent, or Firm* — Cantor Colburn LLP

(51) **LOC (10) Cl.** ..... **10-04**

(52) **U.S. Cl.**

(57) **CLAIM**

USPC ..... **D10/57**

The ornamental design for a medical device, as shown and described.

(58) **Field of Classification Search**

**DESCRIPTION**

USPC ..... D10/57

CPC ..... G01K 1/02; G01K 1/022; G01K 1/024;

FIG. 1 is a perspective view of a medical device, showing our new design;

G01K 1/08; G01K 1/083; G01K 1/086;

FIG. 2 is a front view thereof;

G01K 3/00-3/14; G01K 2003/145; G01K

FIG. 3 is a rear view thereof;

13/002; G01K 13/004; G01K

FIG. 4 is a left side view thereof;

2219/00; G01K 5/04-5/225; G01K 5/22;

FIG. 5 is a right side view thereof;

G01K 221/00

FIG. 6 is a top view thereof;

See application file for complete search history.

FIG. 7 is a bottom view thereof;

(56) **References Cited**

FIG. 8 is another perspective view thereof; and,

U.S. PATENT DOCUMENTS

FIG. 9 is another perspective view thereof.

D413,532 S 9/1999 Atterbury et al.

**1 Claim, 9 Drawing Sheets**

D494,479 S \* 8/2004 Hsieh ..... D10/57

D693,247 S \* 11/2013 Juhng ..... D10/57

D755,062 S \* 5/2016 Yarden ..... D10/57

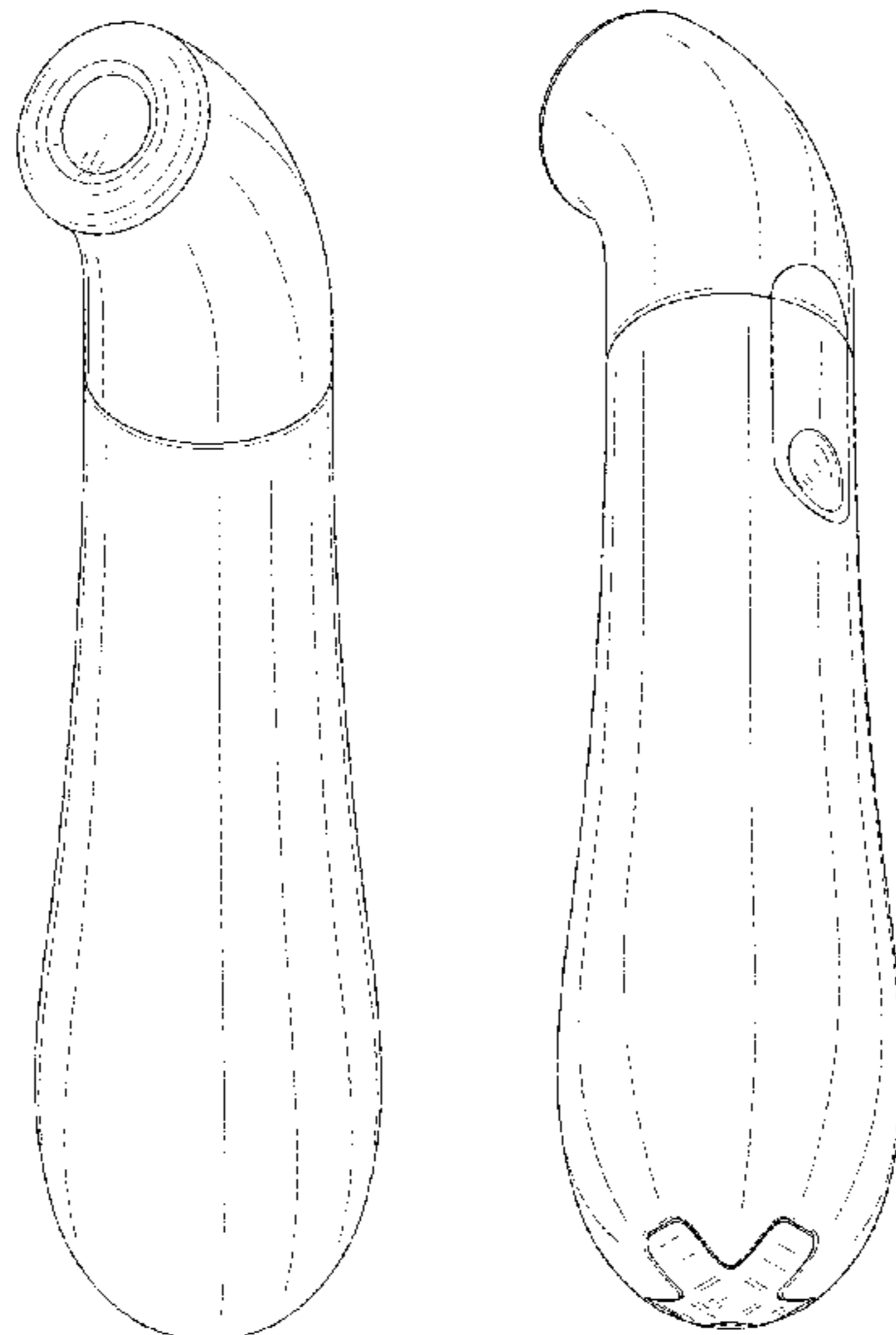


FIG. 1

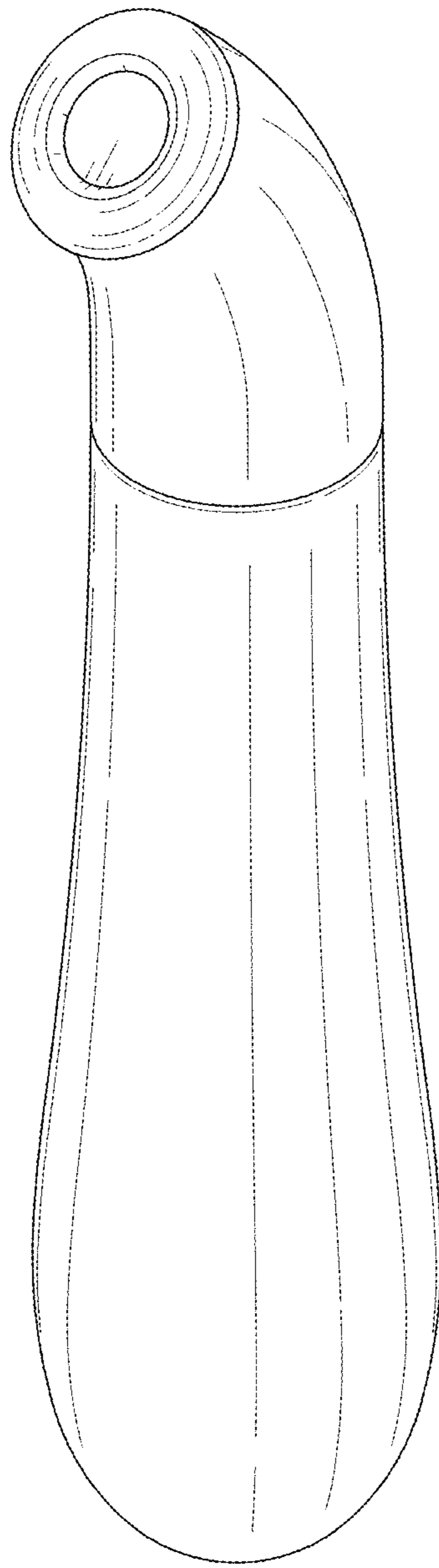


FIG. 2

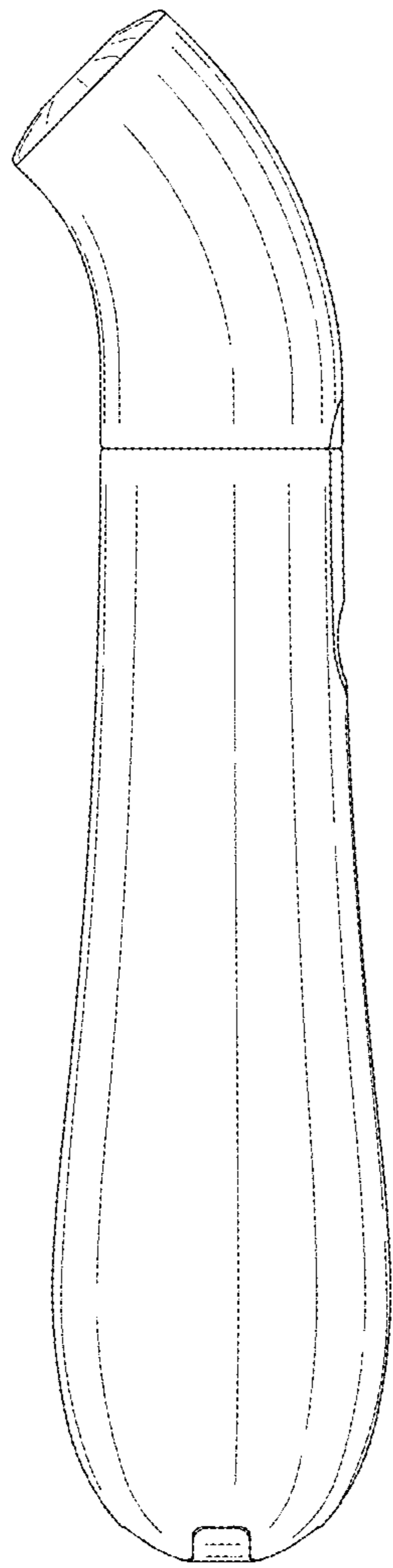


FIG. 3

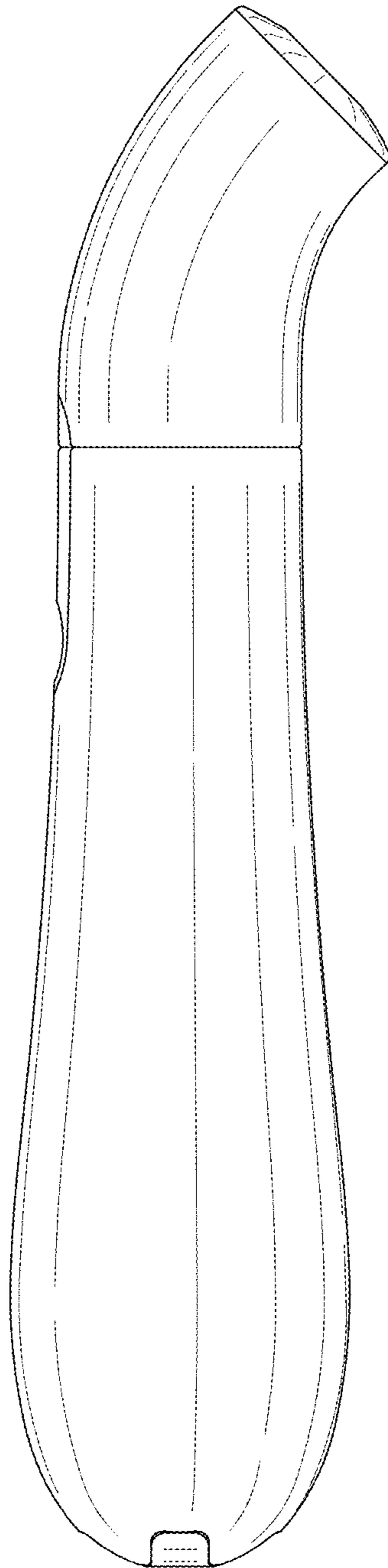


FIG. 4

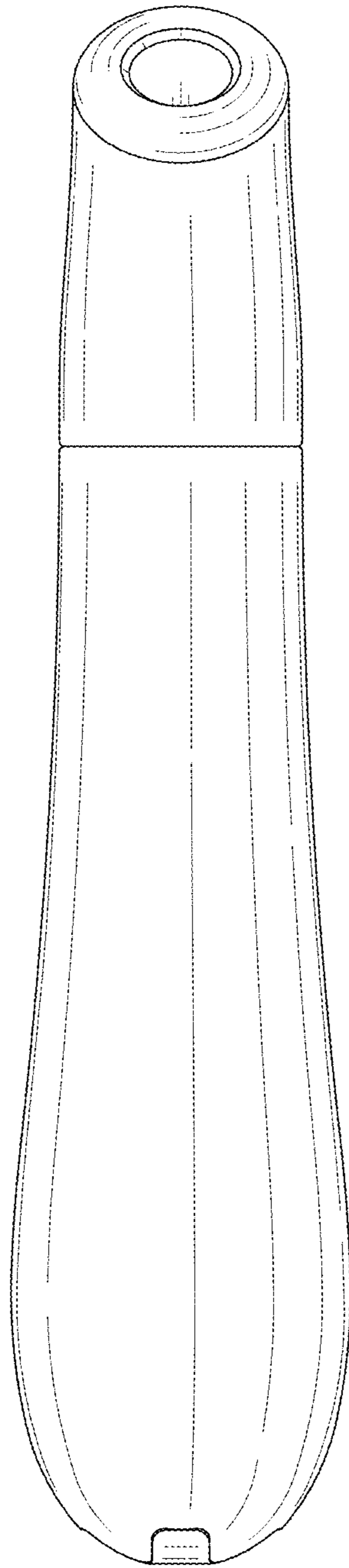


FIG. 5

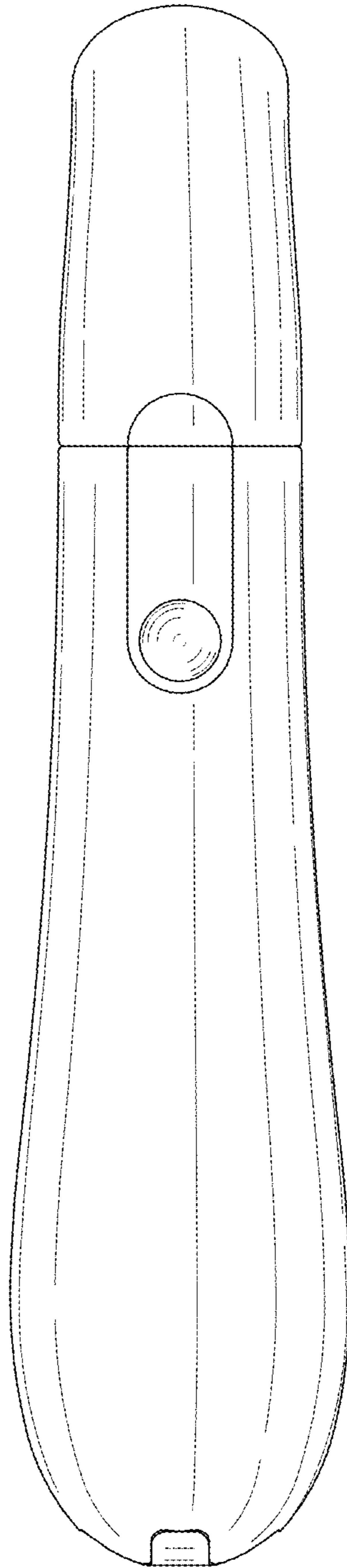


FIG. 6

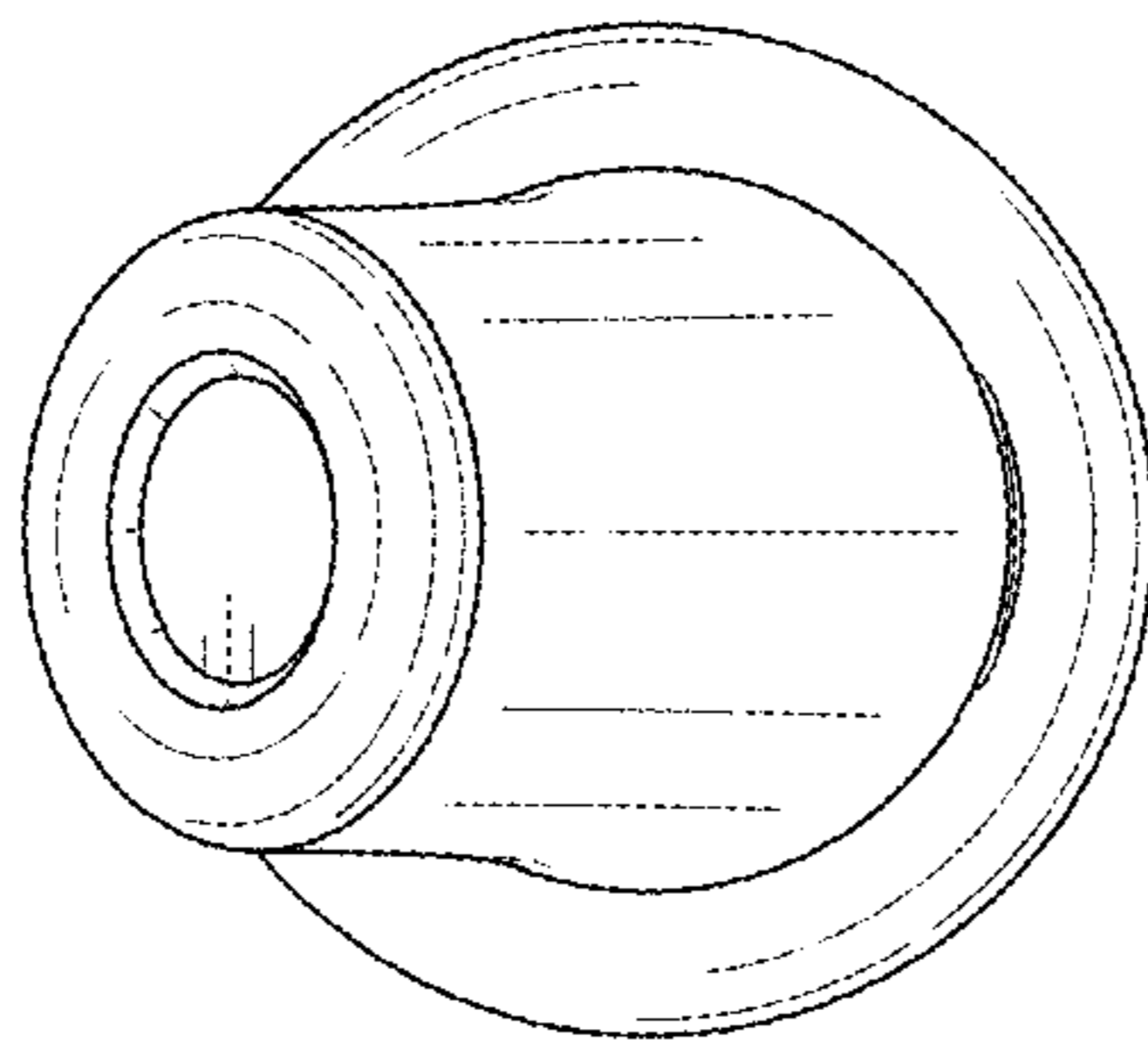


FIG. 7

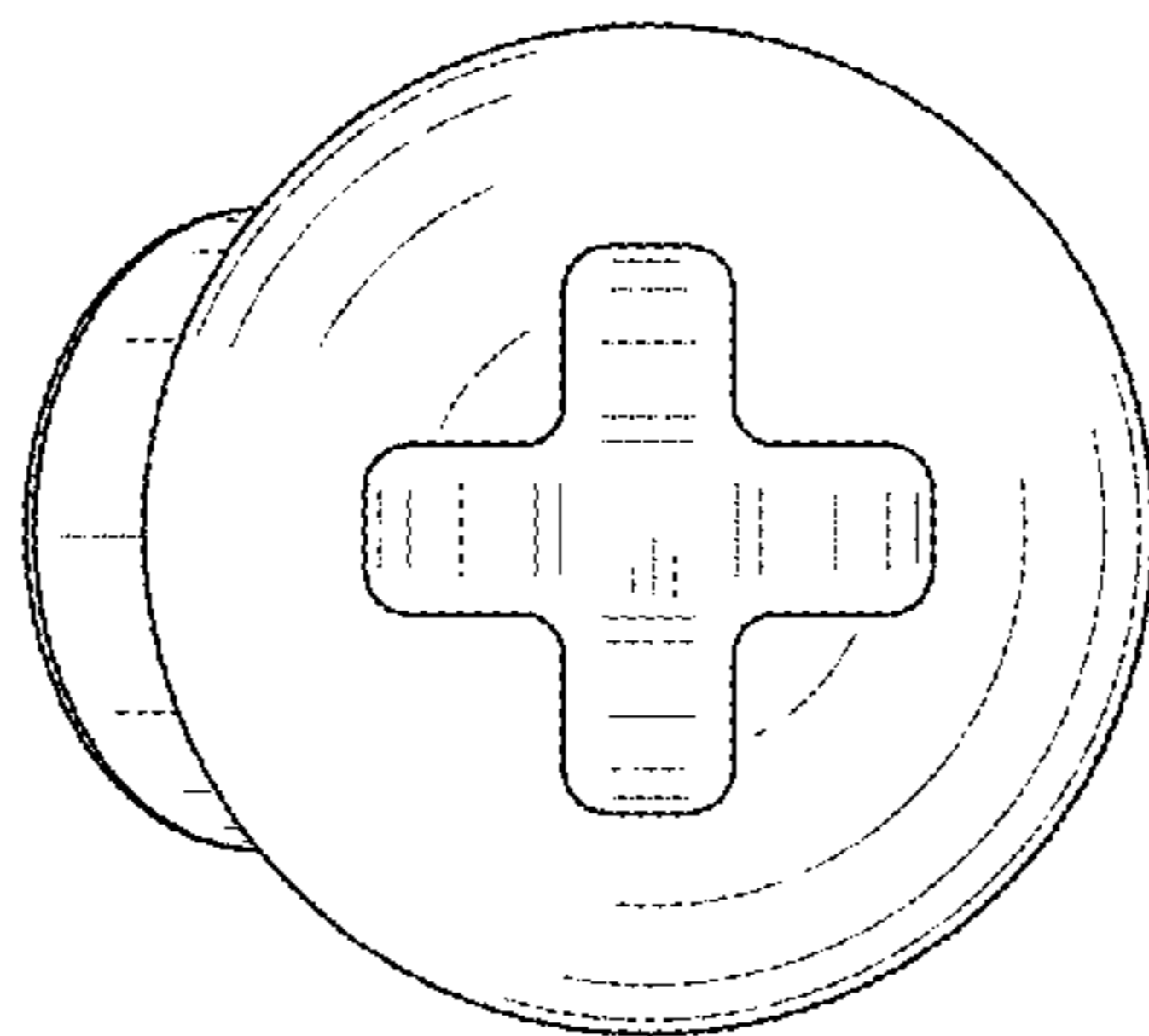




FIG. 8

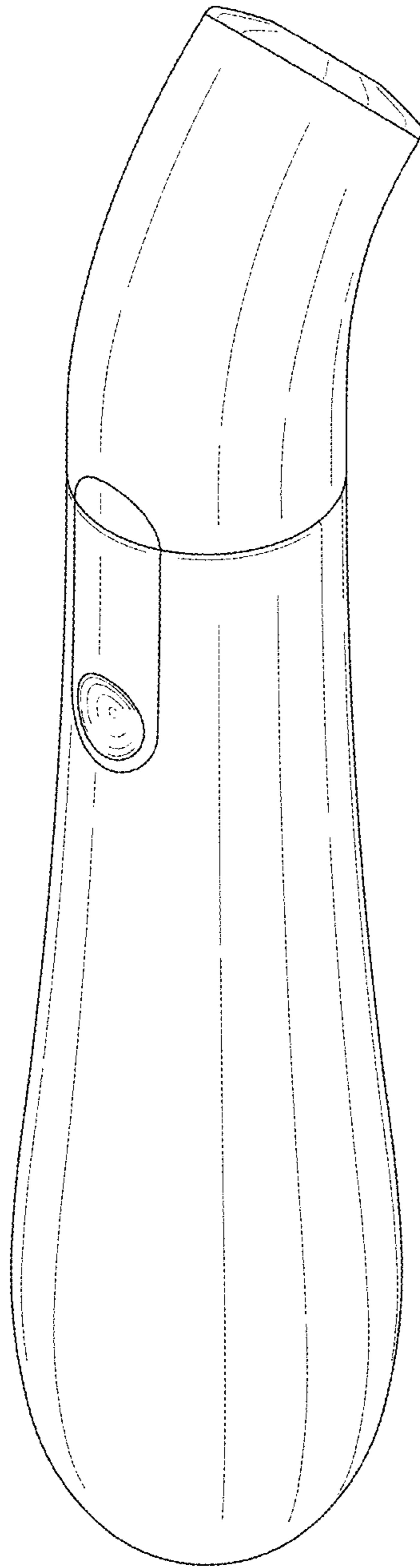


FIG. 9

