



US00D774399S

(12) **United States Design Patent** (10) **Patent No.:** **US D774,399 S**  
**Borer et al.** (45) **Date of Patent:** **\*\* Dec. 20, 2016**

- (54) **PACKAGING FOR SMOKERS' ARTICLES**
- (71) Applicant: **3Stick, LLC**, Fort Lauderdale, FL (US)
- (72) Inventors: **Jacqueline Borer**, Fort Lauderdale, FL (US); **Paul Willms**, Fort Lauderdale, FL (US)
- (73) Assignee: **3Stick, LLC**, Fort Lauderdale, FL (US)
- (\*\*) Term: **15 Years**
- (21) Appl. No.: **29/532,204**
- (22) Filed: **Jul. 2, 2015**
- (51) **LOC (10) Cl.** ..... **09-01**
- (52) **U.S. Cl.**  
USPC ..... **D9/561**
- (58) **Field of Classification Search**  
USPC ..... D9/430, 414, 432, 524, 516, 561  
CPC ..... B65D 1/00  
See application file for complete search history.

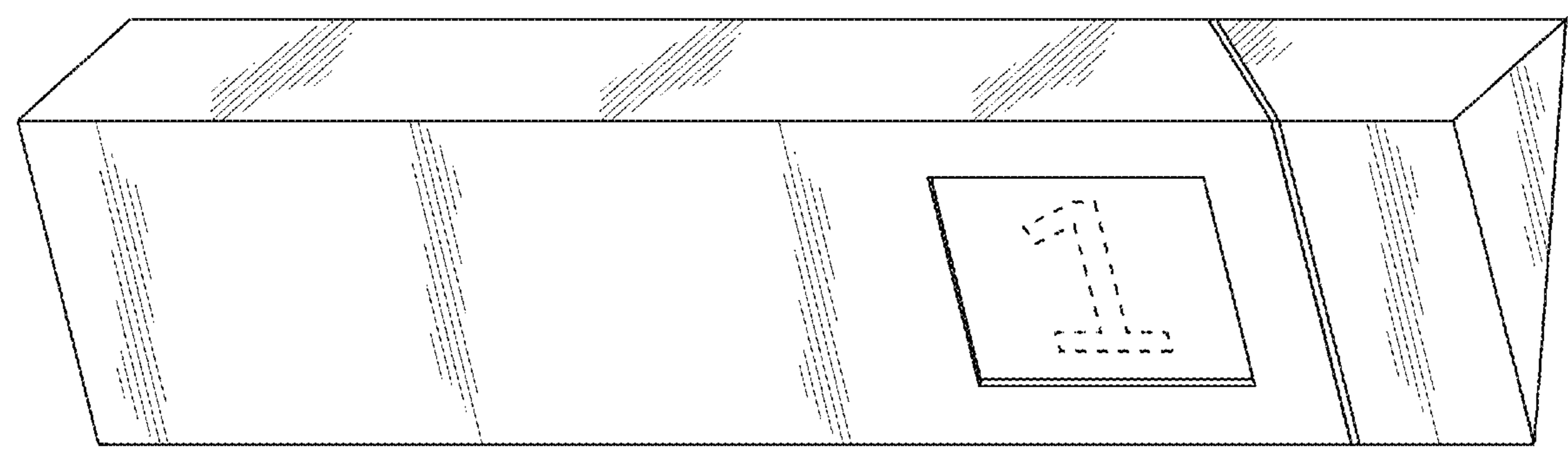
- (56) **References Cited**  
**U.S. PATENT DOCUMENTS**  
D584,960 S \* 1/2009 Sherwood ..... D9/686  
D624,432 S \* 9/2010 Fox ..... D9/561  
D653,960 S \* 2/2012 Fox ..... D9/435  
D691,118 S \* 10/2013 Ingham ..... D14/218  
D693,692 S \* 11/2013 Grossfield ..... D9/544  
D694,636 S \* 12/2013 Grossfield ..... D9/544  
D698,338 S \* 1/2014 Ingham ..... D14/218  
D737,250 S \* 8/2015 Ingham ..... D14/218  
D743,287 S \* 11/2015 Brindle ..... D10/114.2

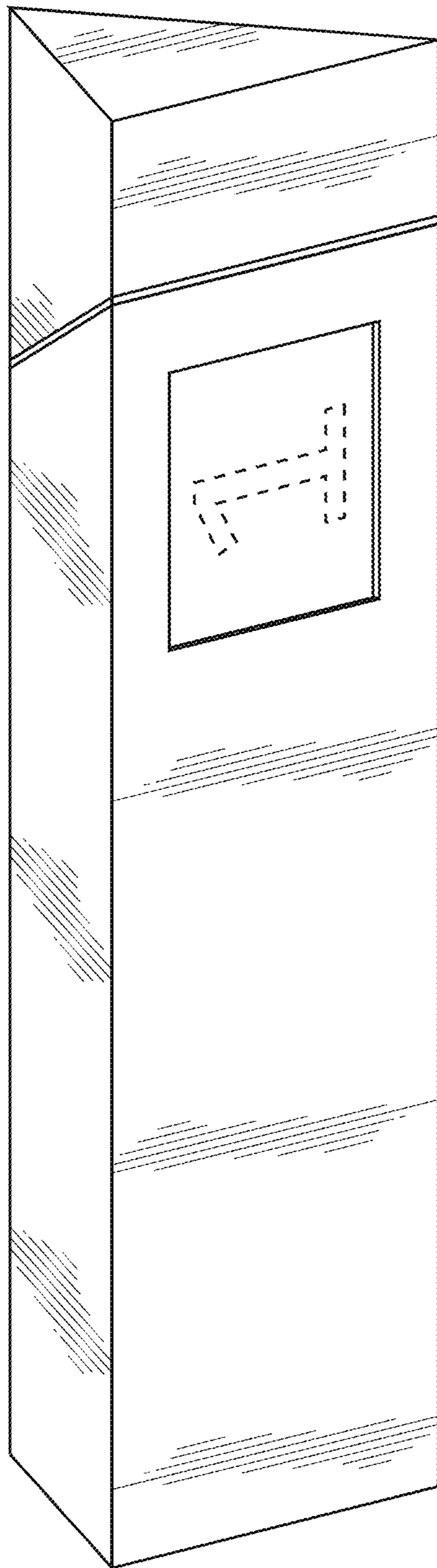
D755,057 S \* 5/2016 Mutter ..... D9/520  
\* cited by examiner  
*Primary Examiner* — Cynthia Underwood  
(74) *Attorney, Agent, or Firm* — Kevin P. Crosby;  
GrayRobinson, P.A.

(57) **CLAIM**  
The ornamental design for packaging for smokers' articles, as shown and described.


**DESCRIPTION**  
FIG. 1 is a right front top perspective view of a first embodiment of the design.  
FIG. 2 is a left side elevational view thereof.  
FIG. 3 is a right side elevational view thereof.  
FIG. 4 is a front elevational view thereof.  
FIG. 5 is a rear elevational view thereof.  
FIG. 6 is a top plan view thereof.  
FIG. 7 is a bottom plan view thereof.  
FIG. 8 is a right front top perspective view of a second embodiment of the design.  
FIG. 9 is a left side elevational view thereof.  
FIG. 10 is a right side elevational view thereof.  
FIG. 11 is a front elevational view thereof.  
FIG. 12 is a rear elevational view thereof.  
FIG. 13 is a top plan view thereof; and,  
FIG. 14 is a bottom plan view thereof.  
The broken lines represent environment that forms no part of the claim.

**1 Claim, 12 Drawing Sheets**







**FIG. 1**




**FIG. 2**



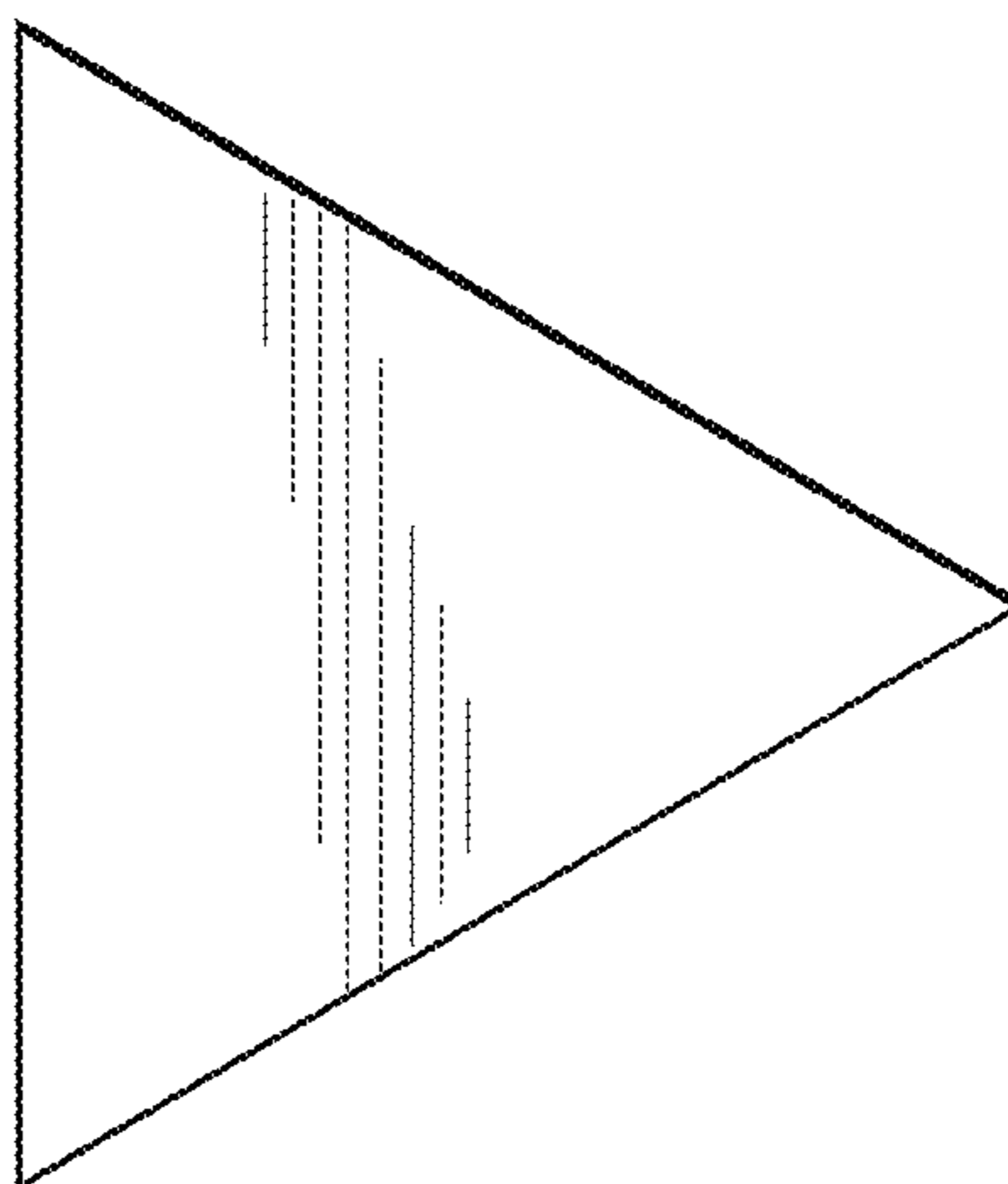
**FIG. 3**



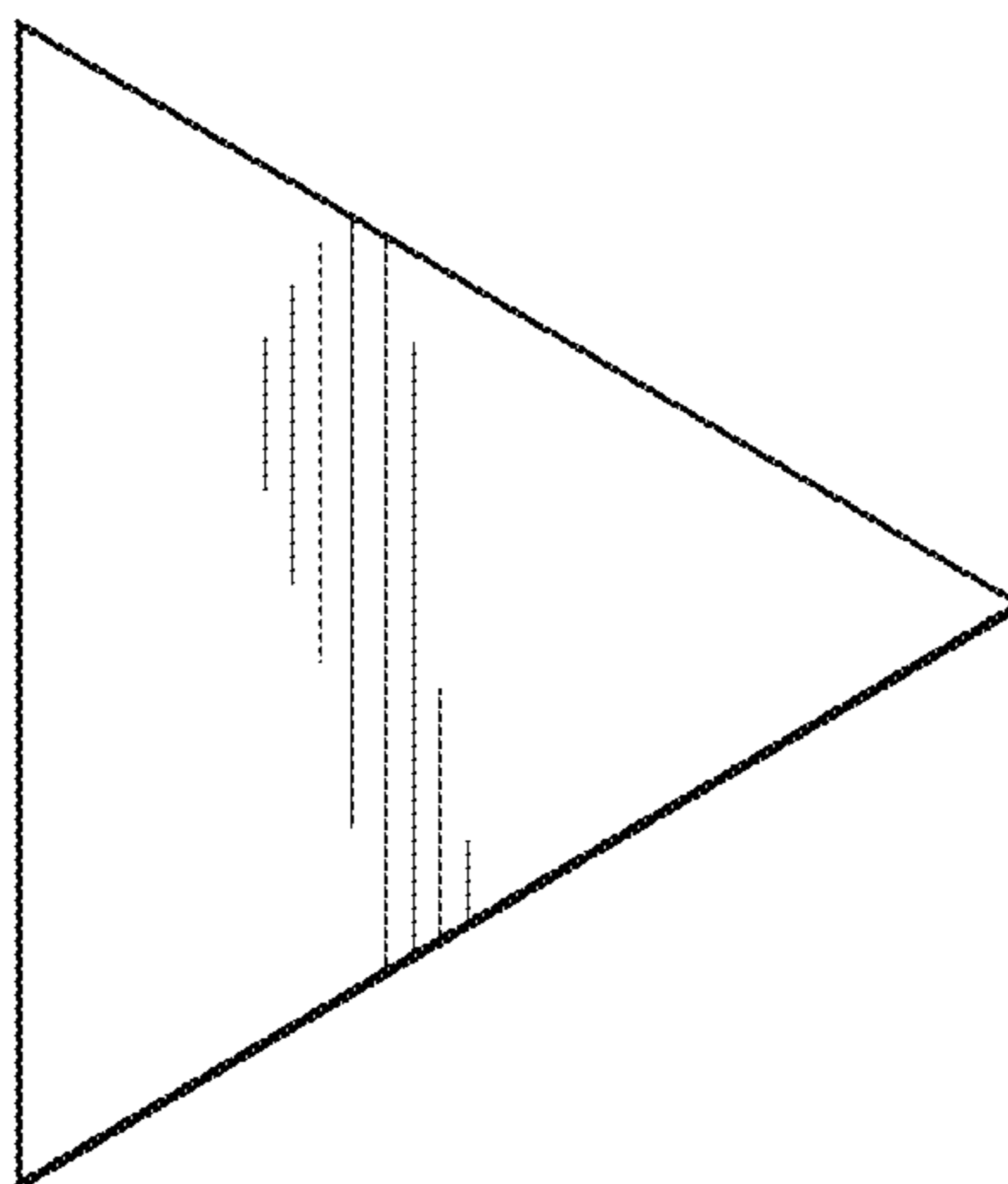
**FIG. 4**



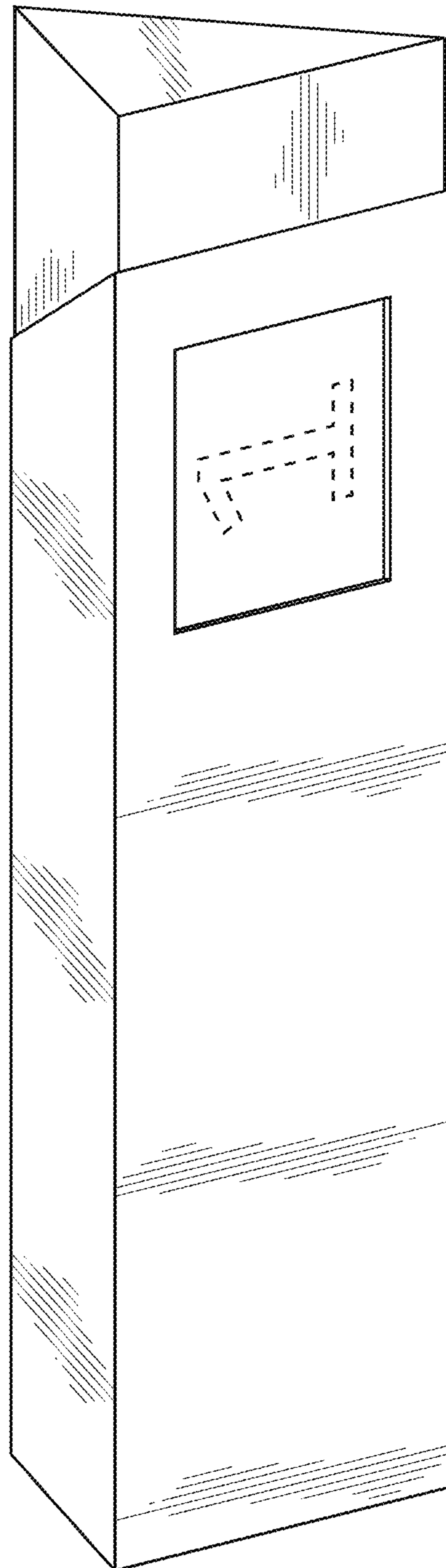
**FIG. 5**



**FIG. 6**




**FIG. 7**




**FIG. 8**







**FIG. 9**



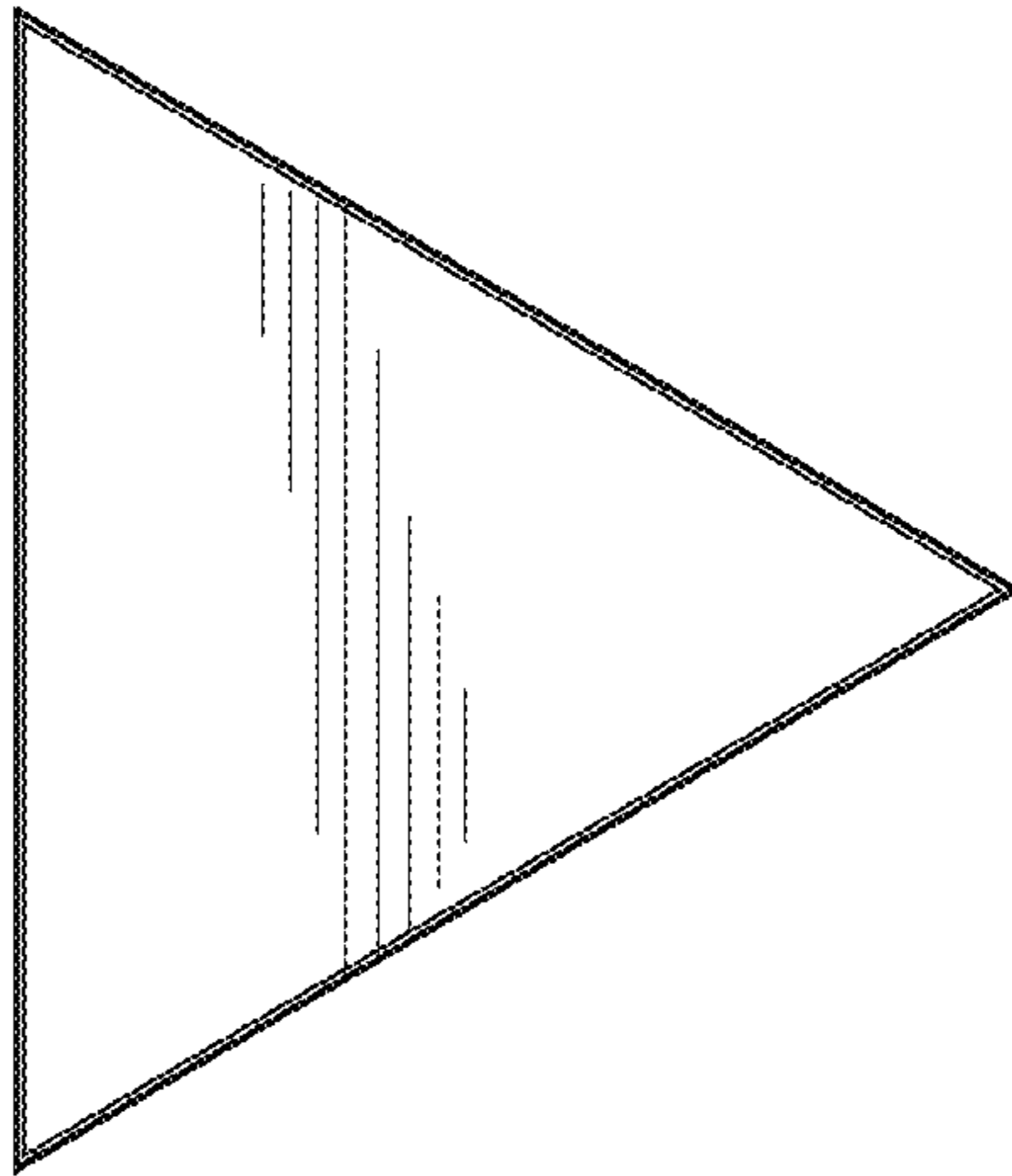
**FIG. 10**



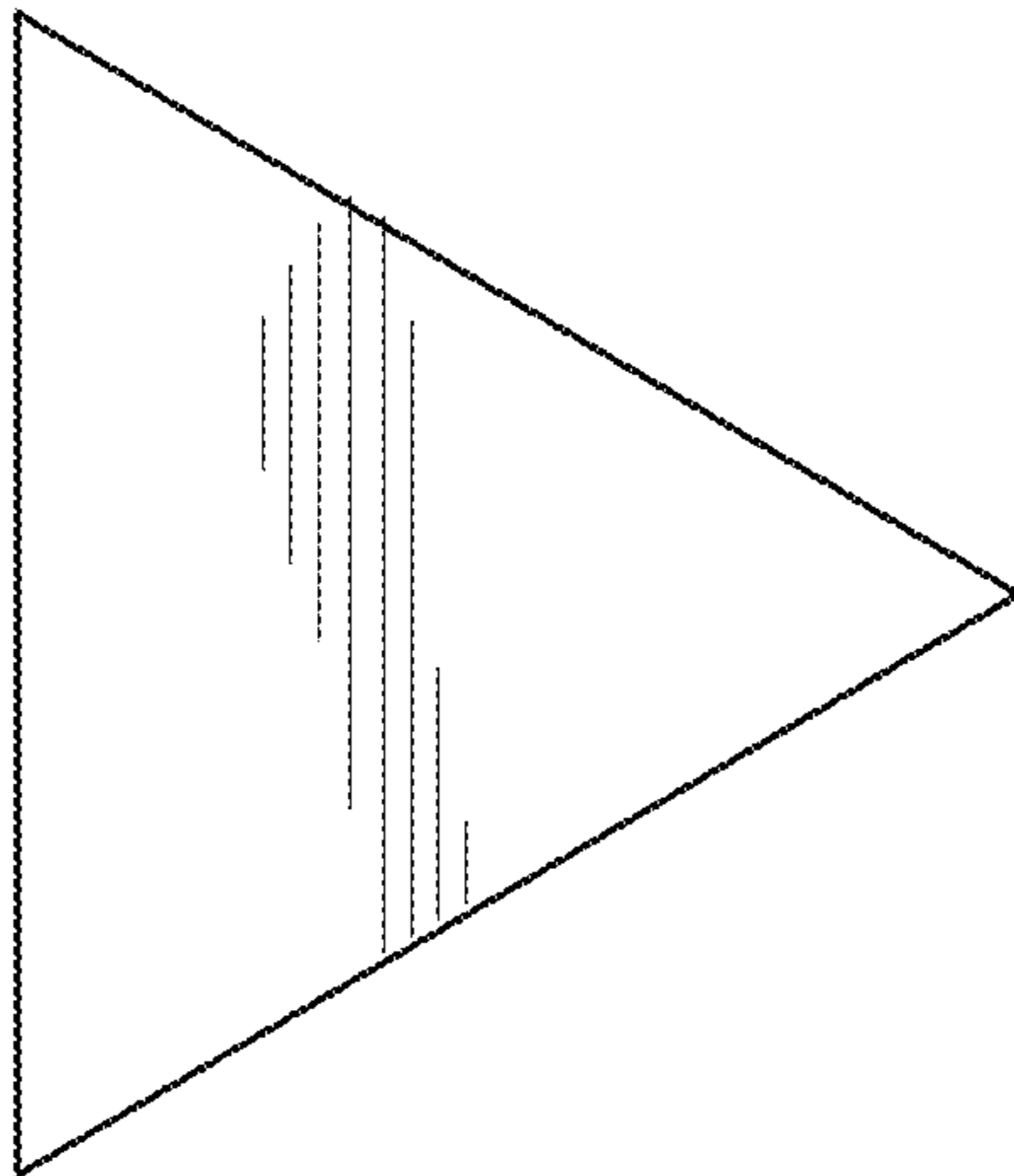
**FIG. 11**



**FIG. 12**



**FIG. 13**



**FIG. 14**