



US00D774398S

(12) **United States Design Patent** (10) **Patent No.:** **US D774,398 S**
Ashbee (45) **Date of Patent:** **** Dec. 20, 2016**

- (54) **BOTTLE**
- (71) Applicant: **Conopco, Inc.**, Englewood Cliffs, NJ (US)
- (72) Inventor: **Corinne Elizabeth Ashbee**, Malborough (GB)
- (73) Assignee: **Conopco, Inc.**, Englewood Cliffs, NJ (US)
- (**) Term: **14 Years**
- (21) Appl. No.: **29/511,536**
- (22) Filed: **Dec. 11, 2014**
- (30) **Foreign Application Priority Data**

- Jun. 30, 2014 (EM) 002492942-0002
- (51) **LOC (10) Cl.** **09-01**
- (52) **U.S. Cl.**
USPC **D9/542; D9/565**
- (58) **Field of Classification Search**
USPC D9/682-694, 723-729, 763-783,
D9/516-522, 529-575, 435, 436, 446,
D9/447, 449
CPC B65D 1/00; B65D 1/02; B65D 1/0223;
B65D 1/023; B65D 1/0246; B65D 1/0261;
B65D 1/0276; B65D 1/32; B65D
1/40; B65D 23/00; B65D 47/08; B65D
47/0804; B65D 47/0809; B65D 47/0814;
B65D 47/0838; B65D 47/0842; B65D
47/0895; B65D 47/12; B65D 2501/0009;
B65D 2501/0081; B65D 2501/009
See application file for complete search history.

- (56) **References Cited**
U.S. PATENT DOCUMENTS
D168,390 S * 12/1952 Baird D9/574
D238,554 S * 1/1976 Pardo D9/529

- D414,117 S * 9/1999 Mikla D9/529
- D447,953 S * 9/2001 Brynestad D9/529
- D450,593 S * 11/2001 Jebb D9/529
- D481,639 S 11/2003 Crawford
- D495,604 S * 9/2004 Lund D9/542
- D532,698 S * 11/2006 Pridmore D9/682
- D533,073 S * 12/2006 Brunner D9/542
- D545,210 S * 6/2007 Armstrong D9/446
- D545,211 S * 6/2007 Armstrong D9/446
- D565,955 S * 4/2008 Bernard D9/449
- D612,737 S * 3/2010 Bansal D9/447
- D634,213 S 3/2011 Thompson
- D635,860 S * 4/2011 Sahu D9/529
- D719,453 S * 12/2014 Bunce D9/542

(Continued)

OTHER PUBLICATIONS

Co-pending U.S. Appl. No. 29/511,523, Applicant: Ashbee, filed Dec. 11, 2014.

Primary Examiner — Catherine Tuttle
(74) *Attorney, Agent, or Firm* — Greenberg Traurig, LLP

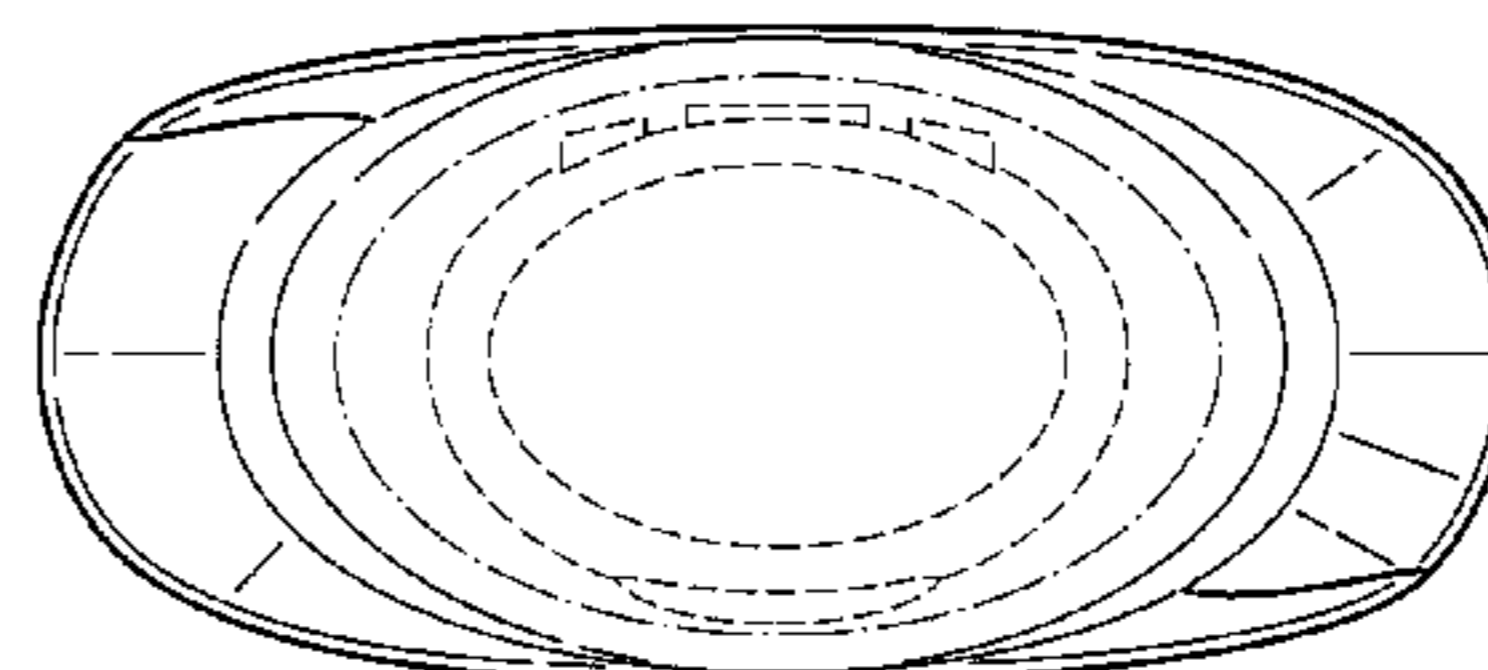
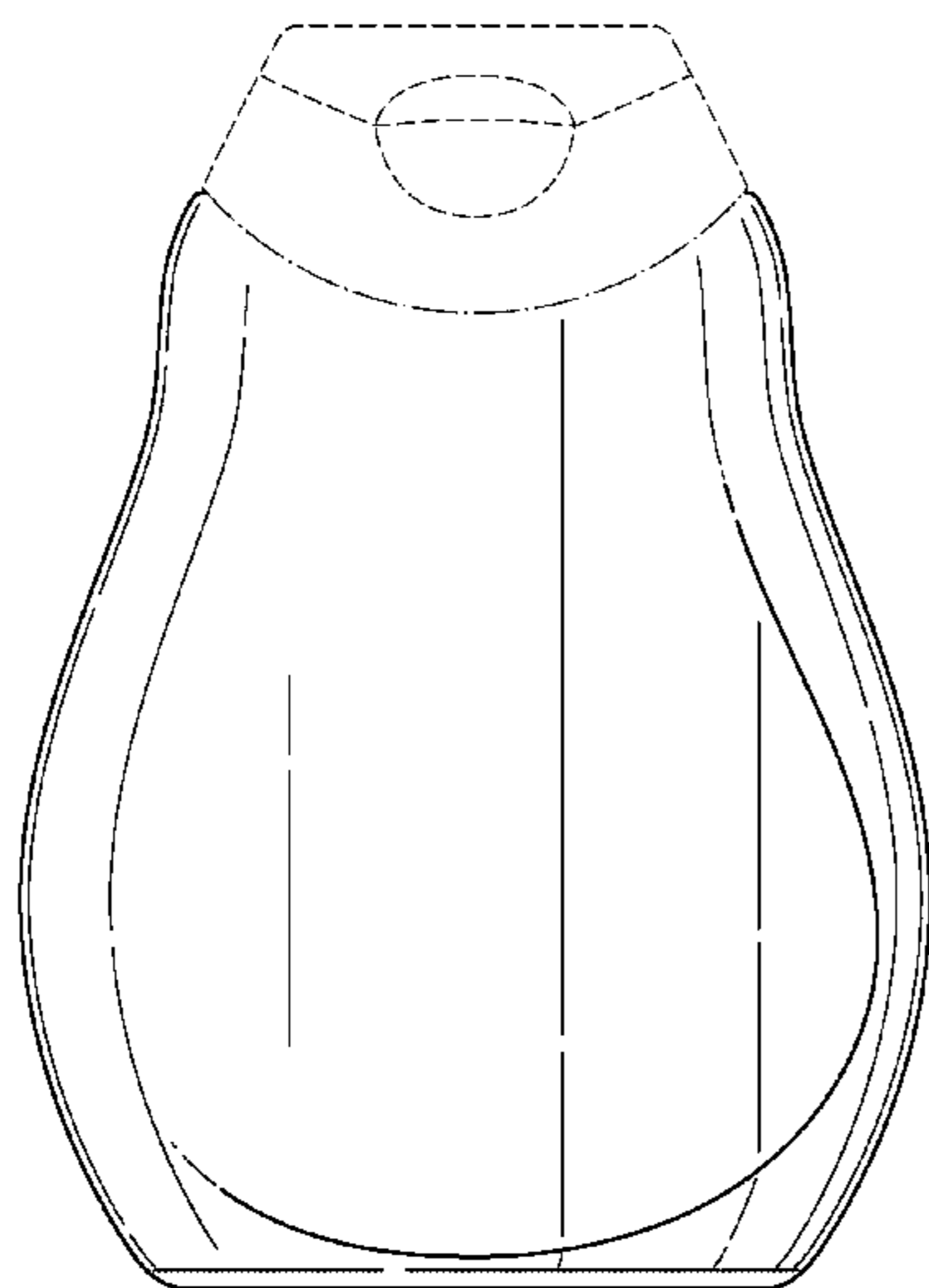
(57) **CLAIM**

The ornamental design for a bottle, as shown and described.

DESCRIPTION

FIG. 1 is a front perspective view of a bottle showing our new design;
 FIG. 2 is a front elevational view thereof;
 FIG. 3 is a back elevational view thereof;
 FIG. 4 is a left side elevational view thereof;
 FIG. 5 is a right side elevational view thereof;
 FIG. 6 is a top plan view thereof; and,
 FIG. 7 is a bottom plan view thereof.
 The broken lines immediately adjacent to the shaded areas represent the bounds of the claimed design while all other broken lines are for illustrative purposes only; the broken lines form no part of the claimed design.

1 Claim, 6 Drawing Sheets



(56)

References Cited

U.S. PATENT DOCUMENTS

| | | | |
|--------------|--------|----------------|--------|
| D720,623 S * | 1/2015 | Bunce | D9/449 |
| D730,737 S * | 6/2015 | Bunce | D9/550 |
| D737,684 S * | 9/2015 | de Cleir | D9/542 |

* cited by examiner

FIGURE 1



FIGURE 2

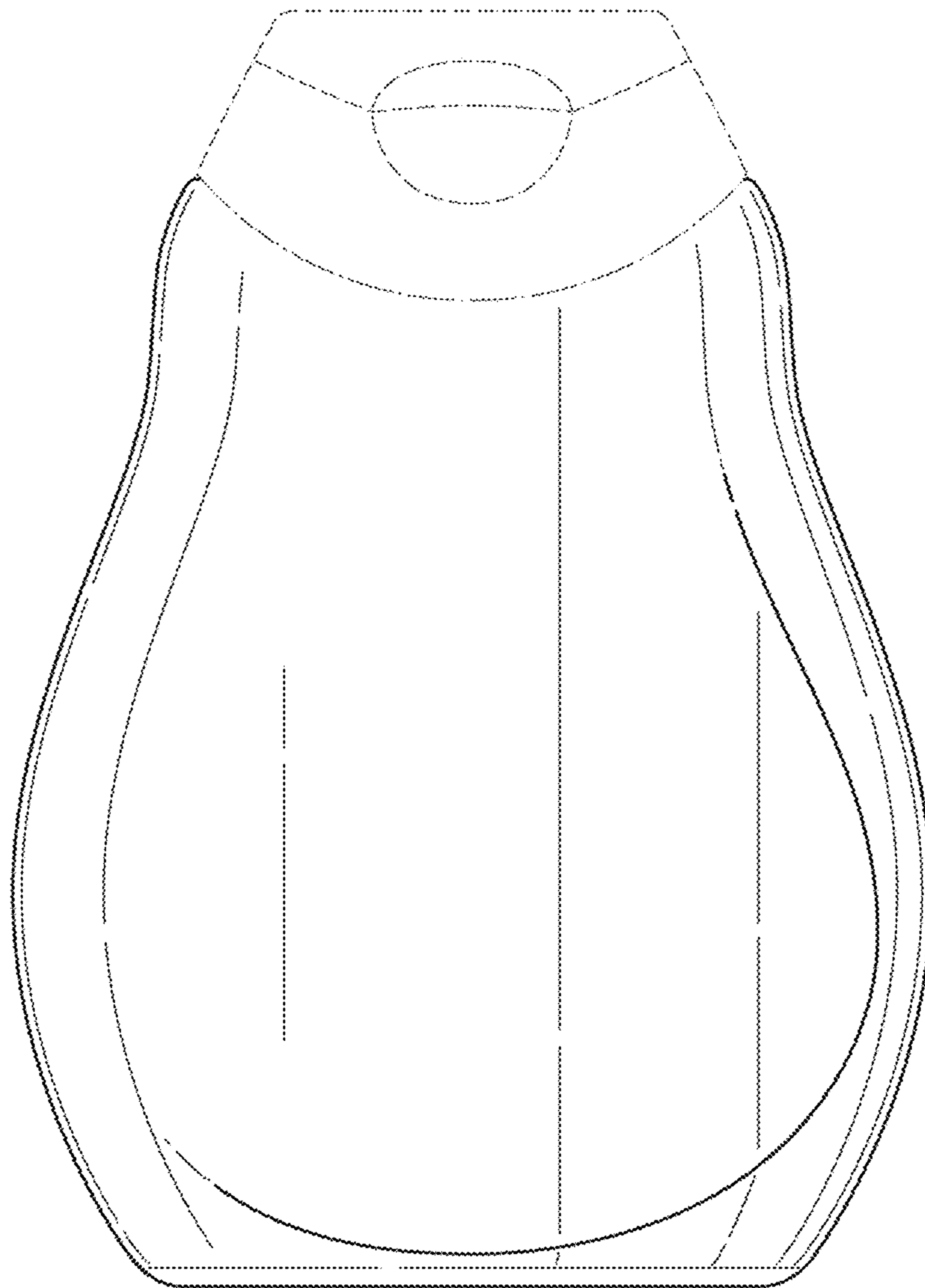


FIGURE 3

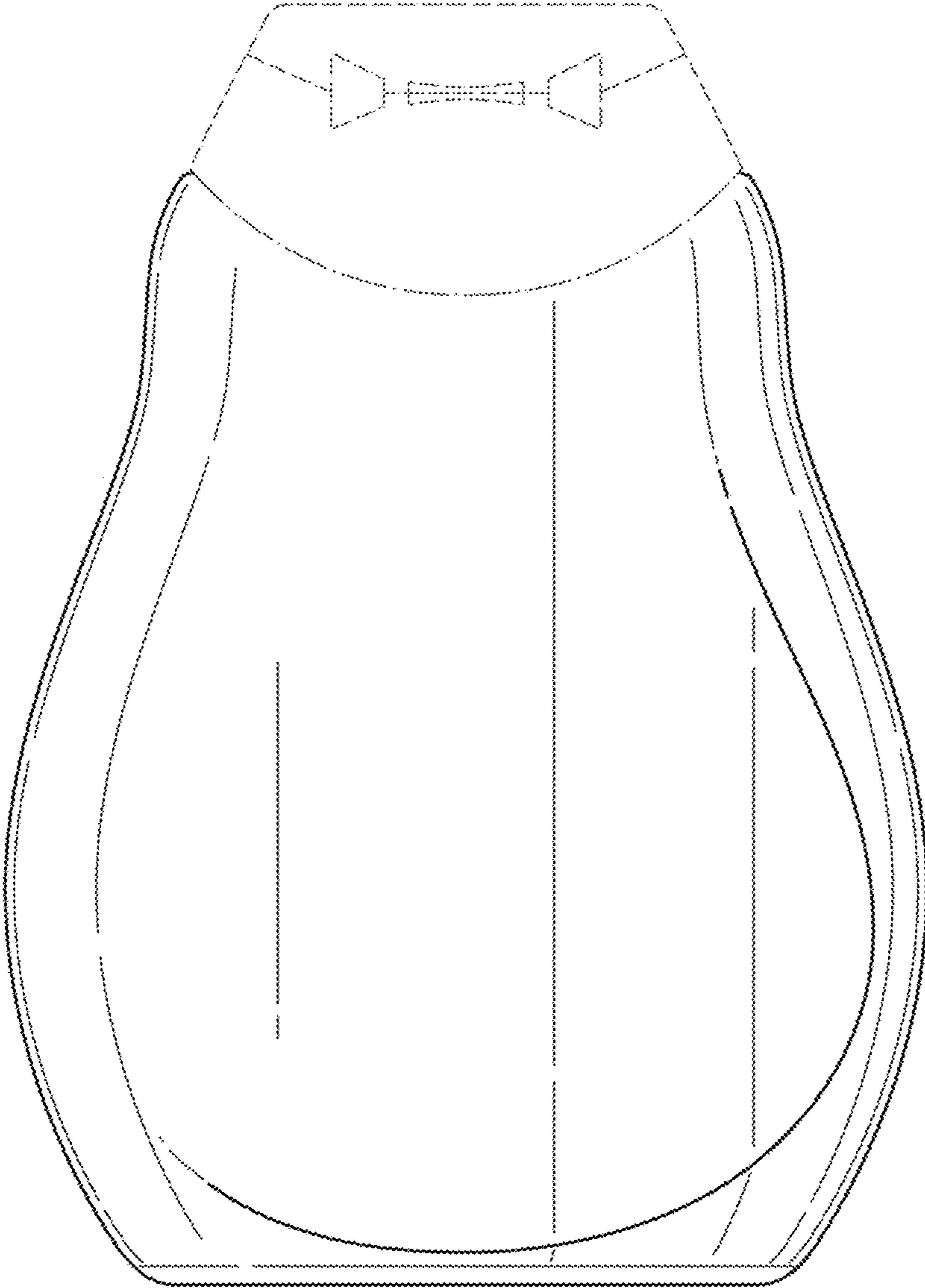


FIGURE 4

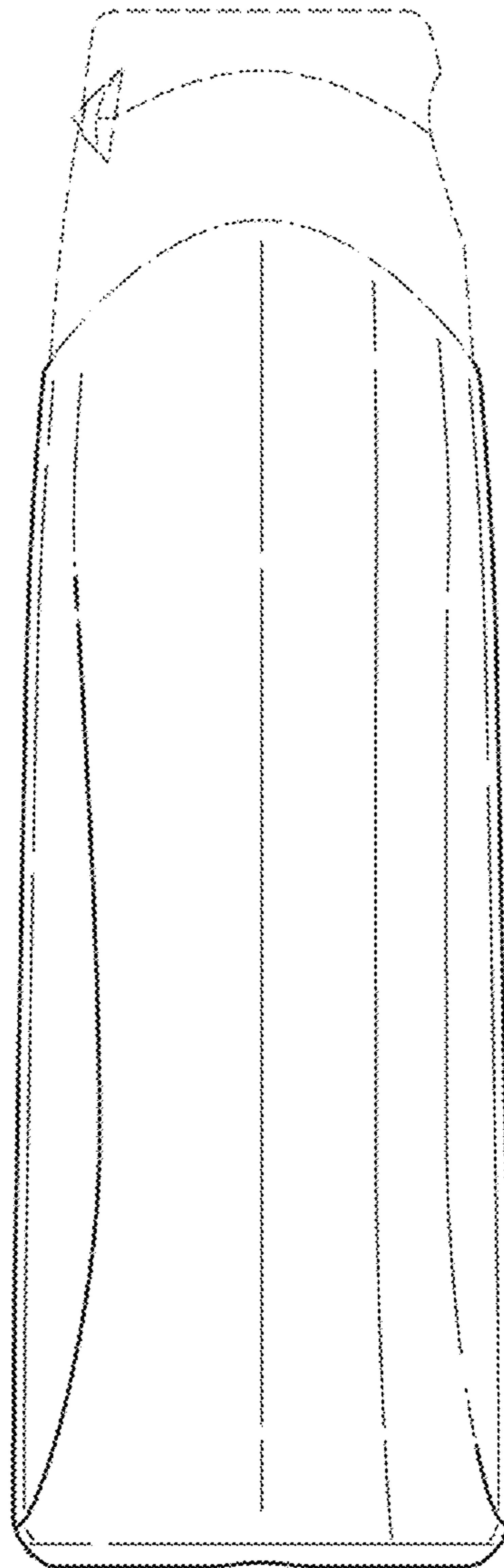


FIGURE 5

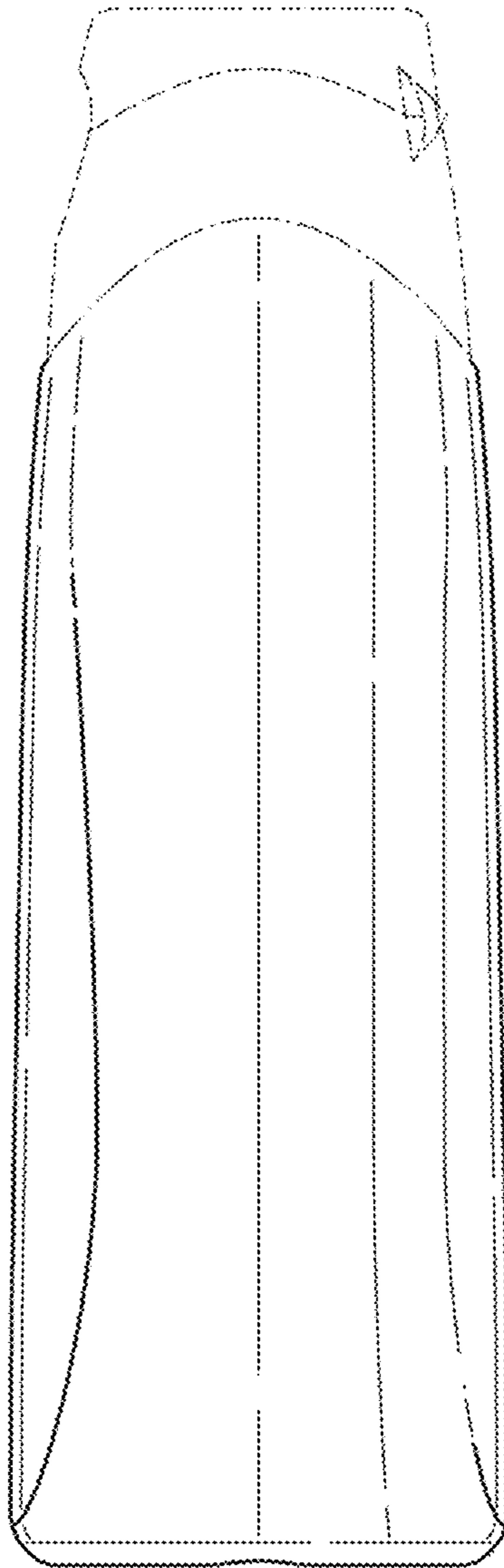


FIGURE 6

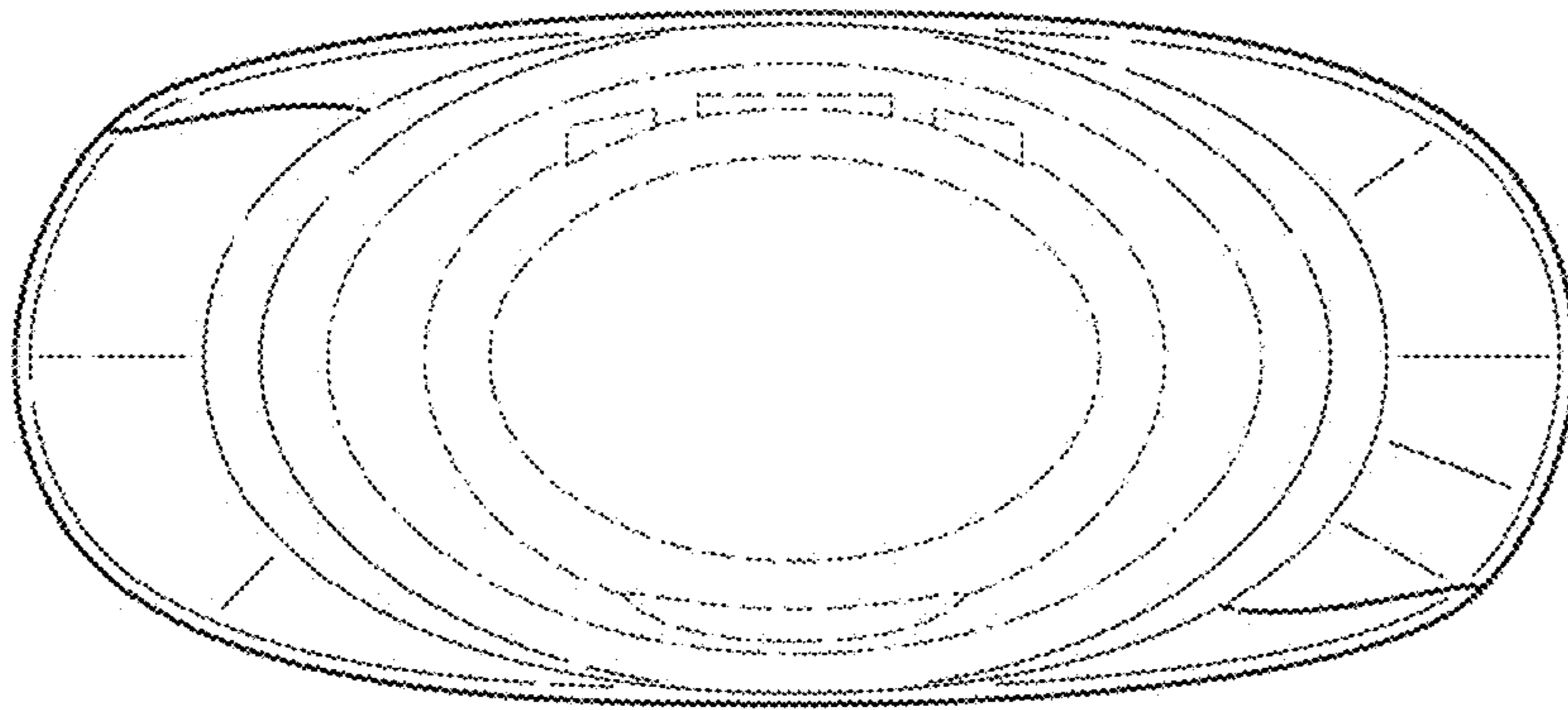


FIGURE 7

