



US00D774389S

(12) **United States Design Patent** (10) **Patent No.:** **US D774,389 S**
Wang (45) **Date of Patent:** **** Dec. 20, 2016**

(54) **PACKAGING BOX**

(71) Applicant: **Yanxing Wang**, Shenzhen (CN)

(72) Inventor: **Yanxing Wang**, Shenzhen (CN)

(**) Term: **15 Years**

(21) Appl. No.: **29/533,747**

(22) Filed: **Jul. 22, 2015**

(30) **Foreign Application Priority Data**

May 29, 2015 (CN) 2015 3 0169656

(51) **LOC (10) Cl.** **09-03**

(52) **U.S. Cl.**
USPC **D9/433**

(58) **Field of Classification Search**

USPC D9/430, 414, 432, 524, 516, 433,
D9/431, 756, 426, 725, 425, 242, 761,
D9/418, 416, 420, 737; D7/543, 545, 602,
D7/552.2, 538, 553.1, 553.2, 555, 541;
229/112, 120.17; D6/518

CPC B65D 1/00; B65D 5/4291; B65D 5/38;
B65D 1/225; B65D 5/002; A47F 5/11

See application file for complete search history.

(56) **References Cited**

U.S. PATENT DOCUMENTS

6,381,887 B1 * 5/2002 Williams G03B 25/02
40/454

D505,069 S * 5/2005 Keberlein D9/416

D514,928 S * 2/2006 Keberlein 206/233

(Continued)

Primary Examiner — Cynthia Underwood

(74) *Attorney, Agent, or Firm* — Harness, Dickey &
Pierce, P.L.C.

(57) **CLAIM**

The ornamental design for a packaging box, as shown and described.

DESCRIPTION

The patent file contains at least one drawing executed in color. Copies of this patent with color drawing(s) will be provided by the Office upon request and payment of the necessary fee.

FIG. 1 is a perspective view of a packaging box, showing my new design according to a first embodiment;

FIG. 2 is a front view of the packaging box shown in FIG. 1;

FIG. 3 is a rear view of the packaging box shown in FIG. 1;

FIG. 4 is a left side view of the packaging box shown in FIG. 1;

FIG. 5 is a right side view of the packaging box shown in FIG. 1;

FIG. 6 is a top view of the packaging box shown in FIG. 1;

FIG. 7 is a bottom view of the packaging box shown in FIG. 1;

FIG. 8 is a plan view of FIG. 1 shown in an unfolded state;

FIG. 9 is a perspective view of a packaging box, showing my new design according to a second embodiment;

FIG. 10 is a front view of the packaging box shown in FIG. 9;

FIG. 11 is a rear view of the packaging box shown in FIG. 9;

FIG. 12 is a left side view of the packaging box shown in FIG. 9;

FIG. 13 is a right side view of the packaging box shown in FIG. 9;

FIG. 14 is a top view of the packaging box shown in FIG. 9;

FIG. 15 is a bottom view of the packaging box shown in FIG. 9; and,

FIG. 16 is a plan view of FIG. 9 shown in an unfolded state.

1 Claim, 16 Drawing Sheets
(7 of 16 Drawing Sheet(s) Filed in Color)



(56)

References Cited

U.S. PATENT DOCUMENTS

D640,140 S *	6/2011	Zhang	D9/432
D654,802 S *	2/2012	Boyer	D9/433
D657,687 S *	4/2012	Boyer	D9/433
D719,018 S *	12/2014	Levy	D9/415
D722,265 S *	2/2015	Katopo	D9/630
D740,656 S *	10/2015	Stewart	D9/432

* cited by examiner



FIG. 1



FIG. 2



FIG. 3




FIG. 4



FIG. 5



FIG. 6

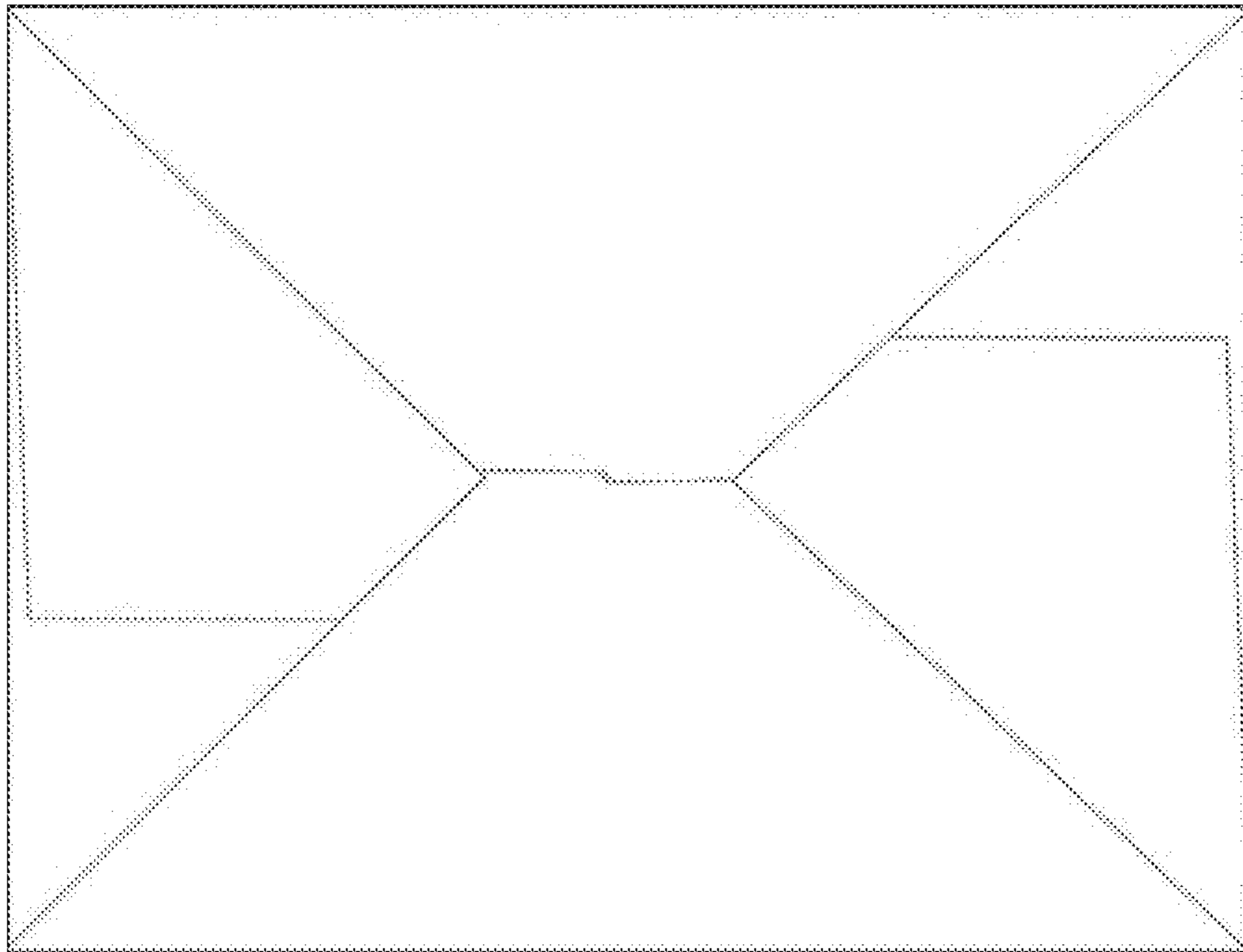


FIG. 7



FIG. 8



FIG. 9



FIG. 10



FIG. 11

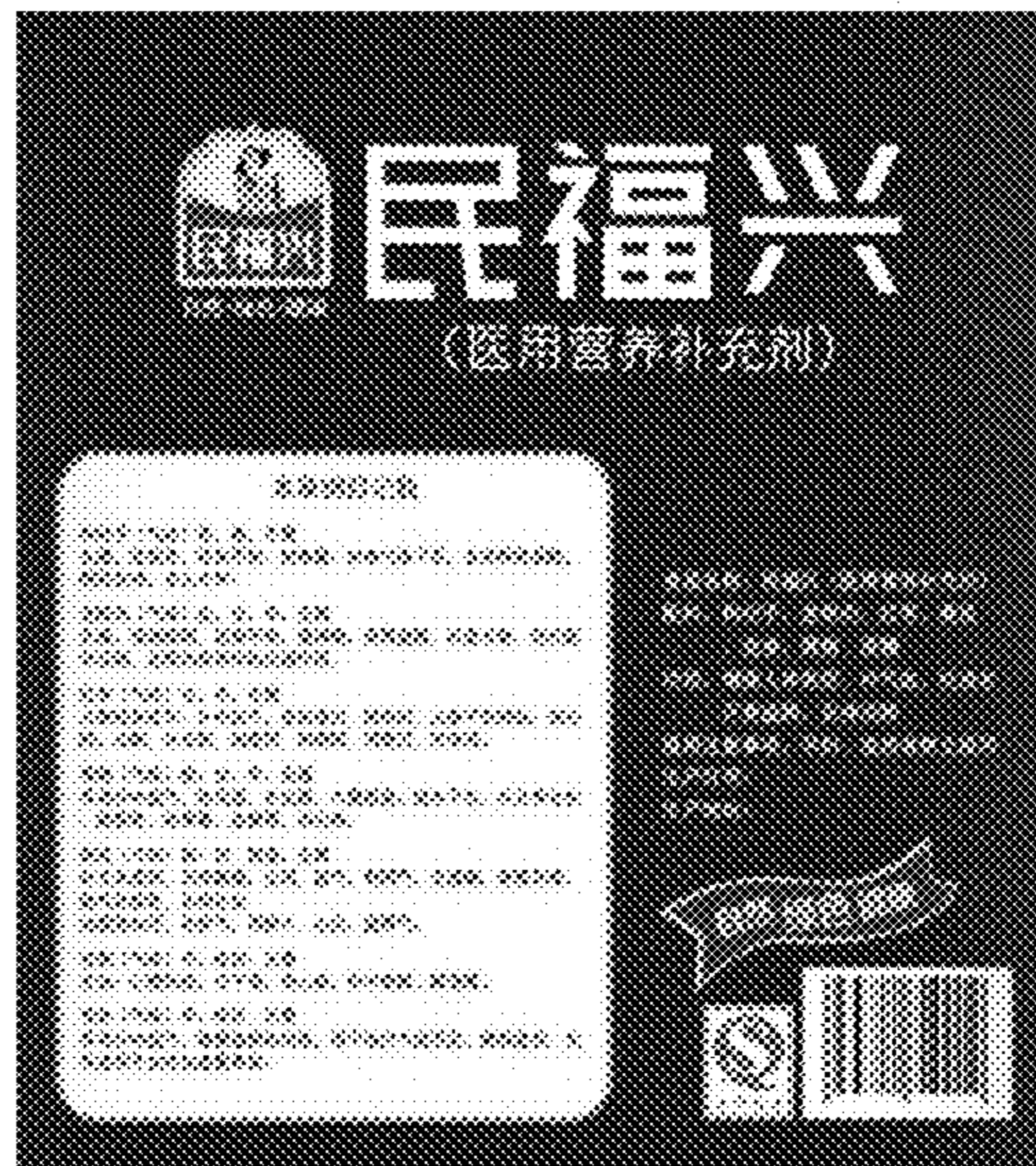


FIG. 12



FIG. 13



FIG. 14

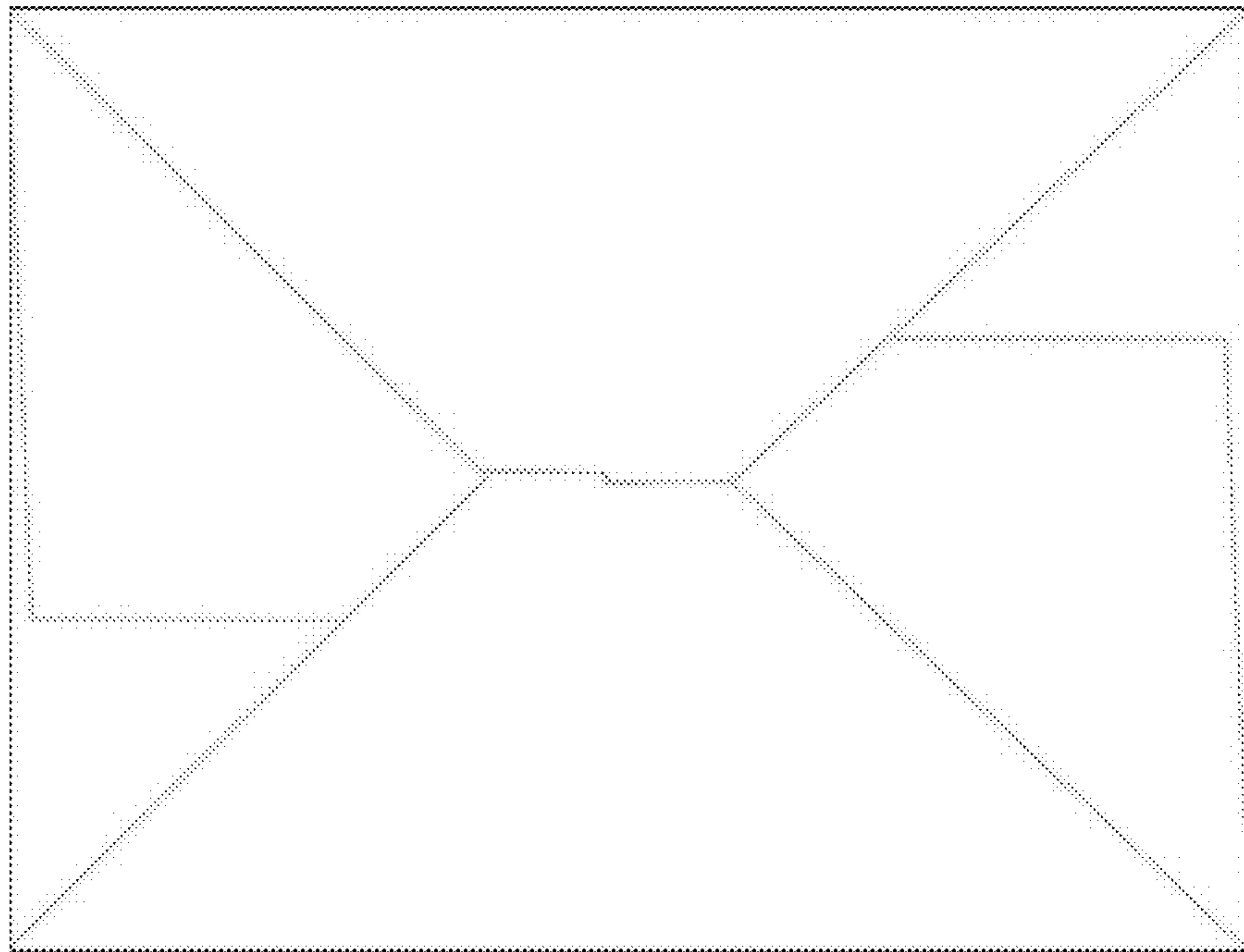


FIG. 15



FIG. 16