



US00D774381S

(12) **United States Design Patent**
Huang

(10) **Patent No.:** **US D774,381 S**

(45) **Date of Patent:** **** Dec. 20, 2016**

(54) **MOUNTING SEAT FOR A DRIVING DEVICE OF A WINDOW BLIND**

(71) Applicant: **Taicang Kingfu Plastic Manufacture Co., LTD., Taicang (CN)**

(72) Inventor: **Szu-Chang Huang, Changhua County (TW)**

(73) Assignee: **Taicang Kingfu Plastic Manufacture Co., LTD., Jiangsu Province (CN)**

(**) Term: **15 Years**

(21) Appl. No.: **29/532,492**

(22) Filed: **Jul. 7, 2015**

(51) **LOC (10) Cl.** **08-05**

(52) **U.S. Cl.**
USPC **D8/354**

(58) **Field of Classification Search**
USPC ... D8/349, 354, 363, 373, 380; 160/31, 170, 160/84.02, 192; 248/300; 242/372; D6/575, D6/580, 581
CPC A47H 1/13; A47H 1/14
See application file for complete search history.

(56) **References Cited**

U.S. PATENT DOCUMENTS

D414,677 S *	10/1999	Davies	D8/354
D534,059 S *	12/2006	Goldenberg	D8/354
7,168,476 B2 *	1/2007	Chen	E06B 9/322 160/170
9,366,076 B2 *	6/2016	Hung	E06B 9/322
2011/0290429 A1 *	12/2011	Cheng	E06B 9/262 160/84.02
2014/0083631 A1 *	3/2014	Huang	E06B 9/322 160/170

2014/0291431 A1 *	10/2014	Huang	E06B 9/322 242/372
2015/0136336 A1 *	5/2015	Huang	E06B 9/322 160/170
2015/0275573 A1 *	10/2015	Huang	E06B 9/322 160/192
2016/0123073 A1 *	5/2016	Chen	E06B 9/34 160/170

* cited by examiner

Primary Examiner — Lakiya Rogers

Assistant Examiner — Harold Blackwell, II

(74) *Attorney, Agent, or Firm* — LeClairRyan

(57) **CLAIM**

The ornamental design for a mounting seat for a driving device of a window blind, as shown and described.

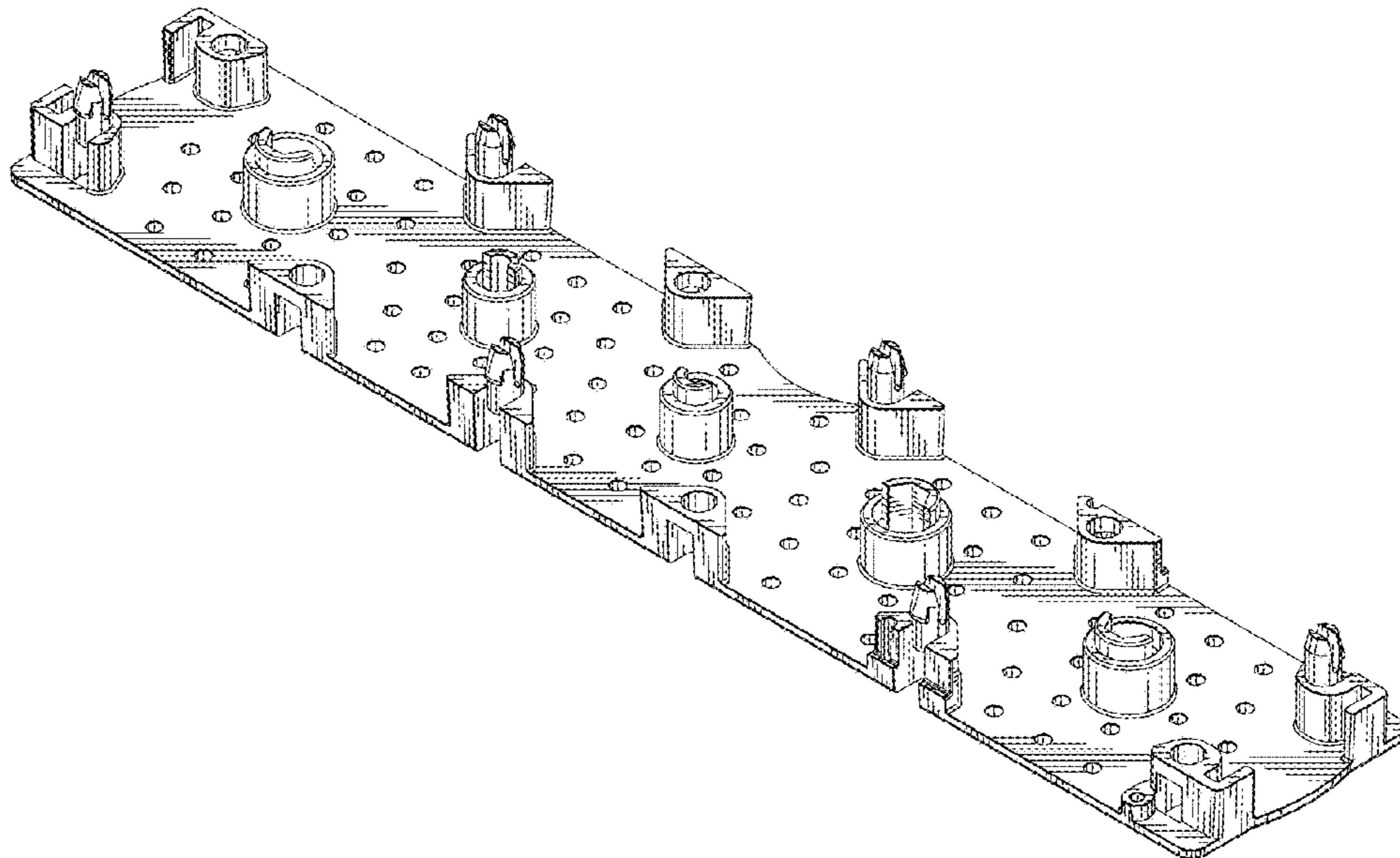
DESCRIPTION

FIG. 1 is a perspective view of the mounting seat for a driving device of a window blind showing my new design; FIG. 2 is a front elevational view thereof; FIG. 3 is a rear elevational view thereof; FIG. 4 is a left side elevational view thereof; FIG. 5 is a right side elevational view thereof; FIG. 6 is a top plan view thereof; FIG. 7 is a bottom plan view thereof; and, FIG. 8 is a perspective view showing two of the mounting seat for a driving device of a window blind being assembled with each other.

The broken lines of FIG. 6 depict portions of a mounting seat for a driving device of a window blind in which the design is embodied that forms no part of the claimed design.

The broken lines of FIG. 8 illustrate the environmental structure only and form no part of the claimed design.

1 Claim, 7 Drawing Sheets



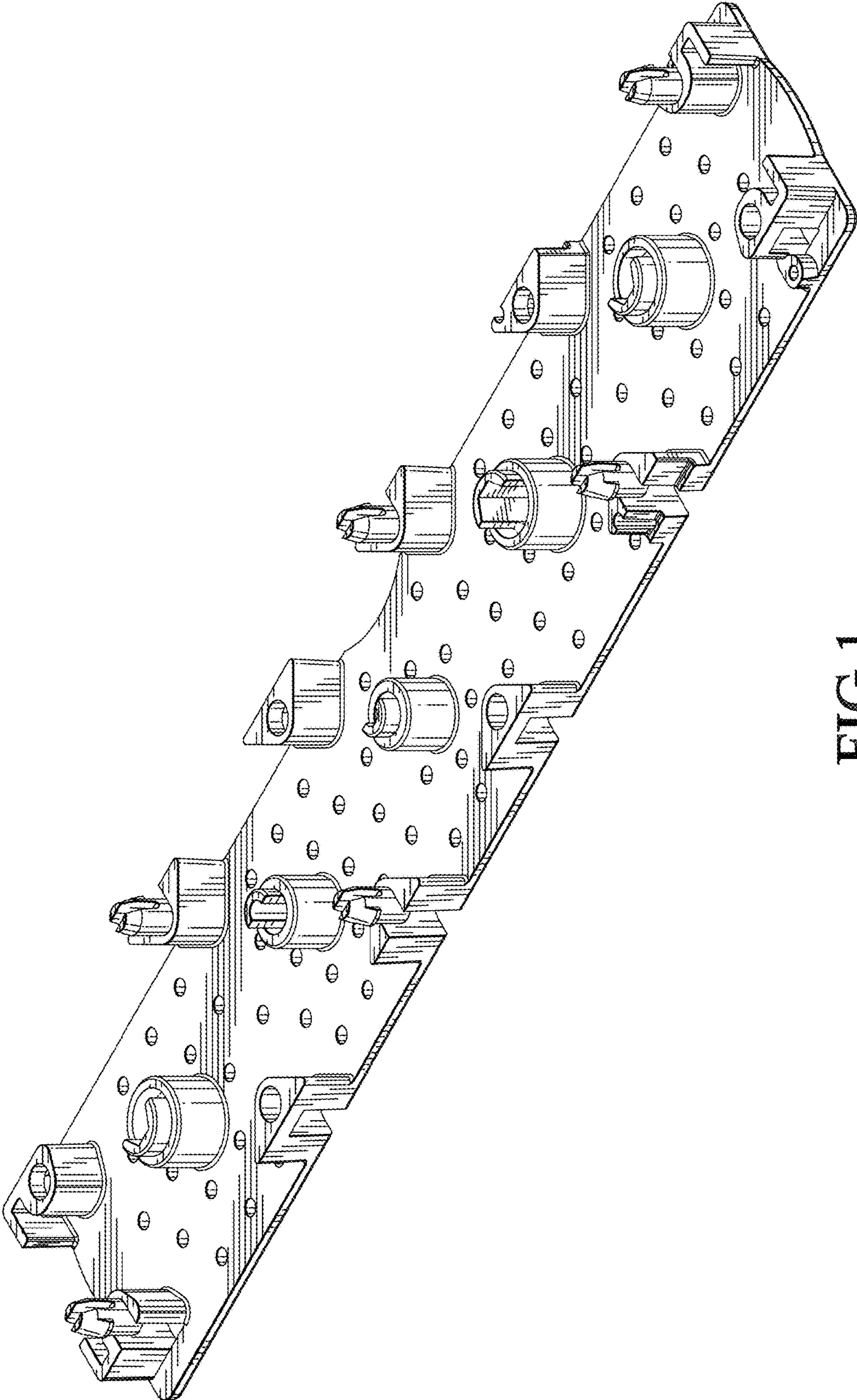


FIG.1

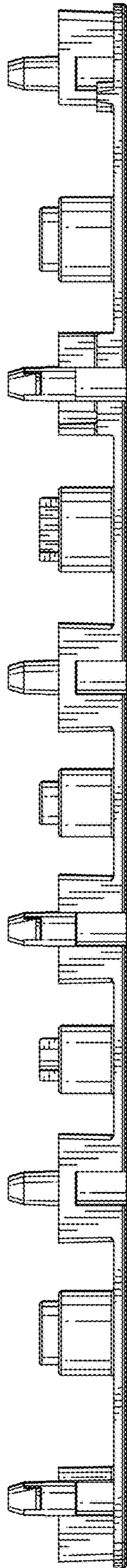


FIG.2

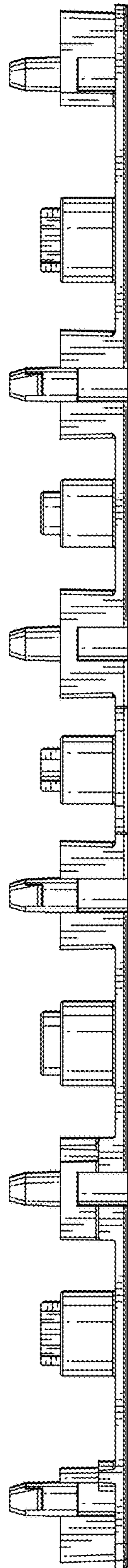


FIG.3

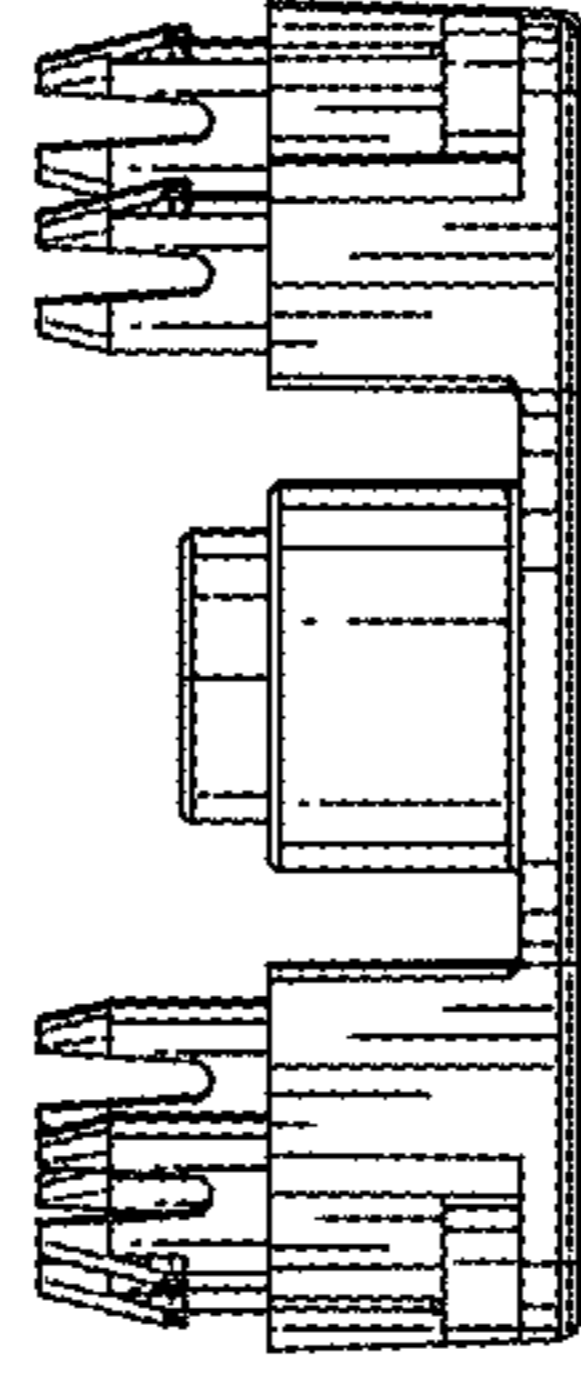


FIG.5

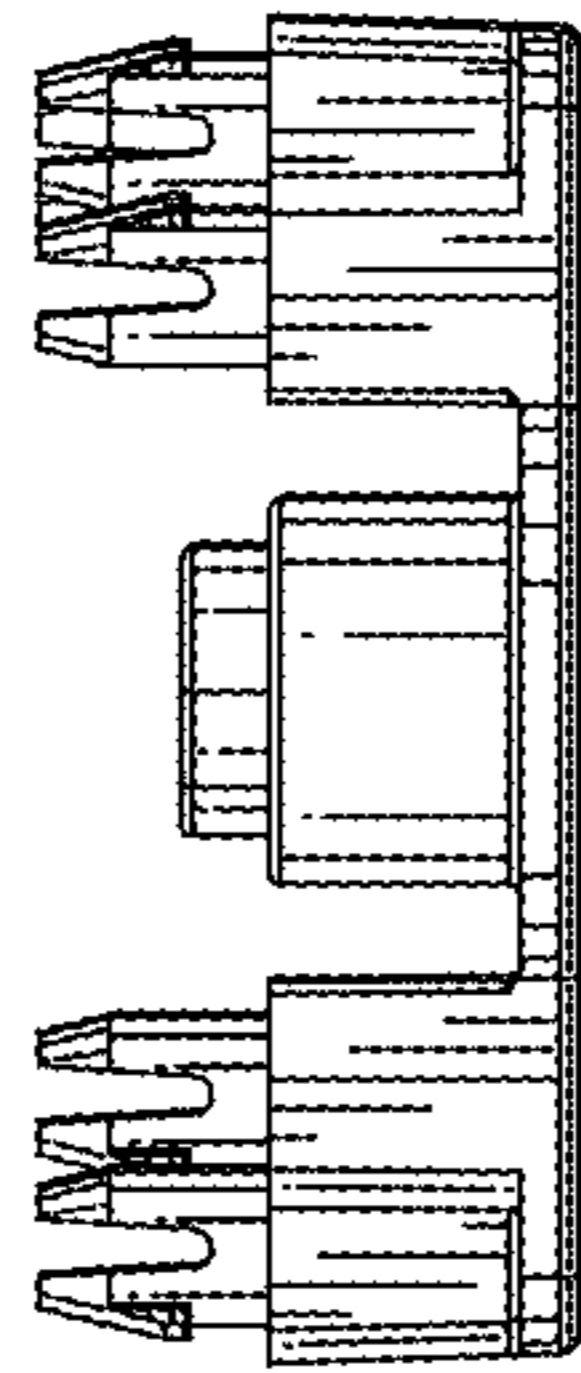


FIG.4

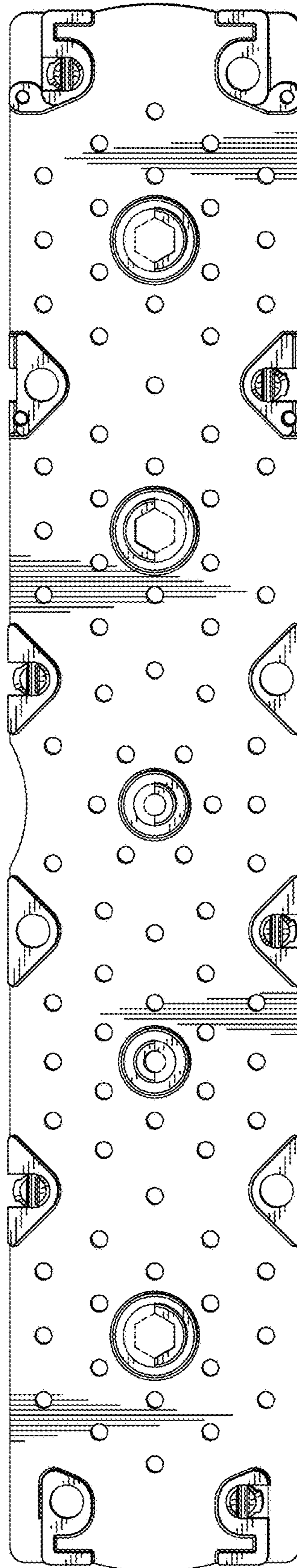


FIG.6

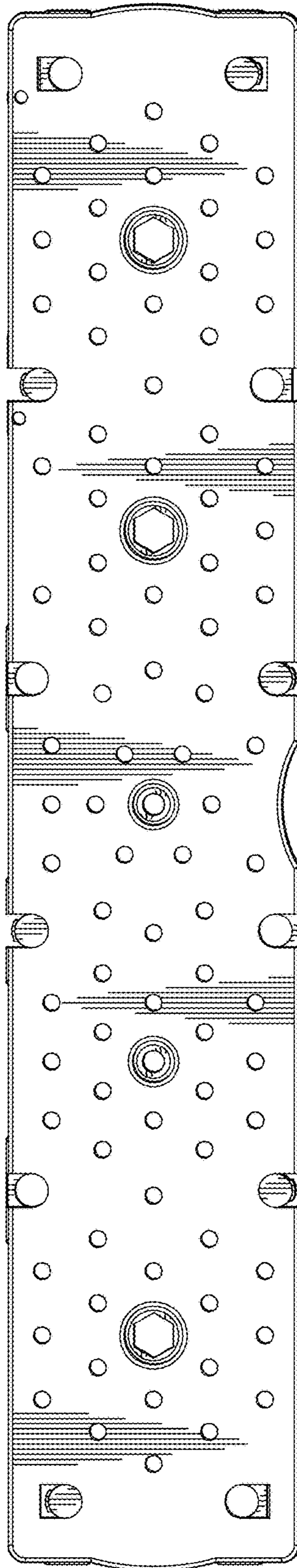


FIG.7

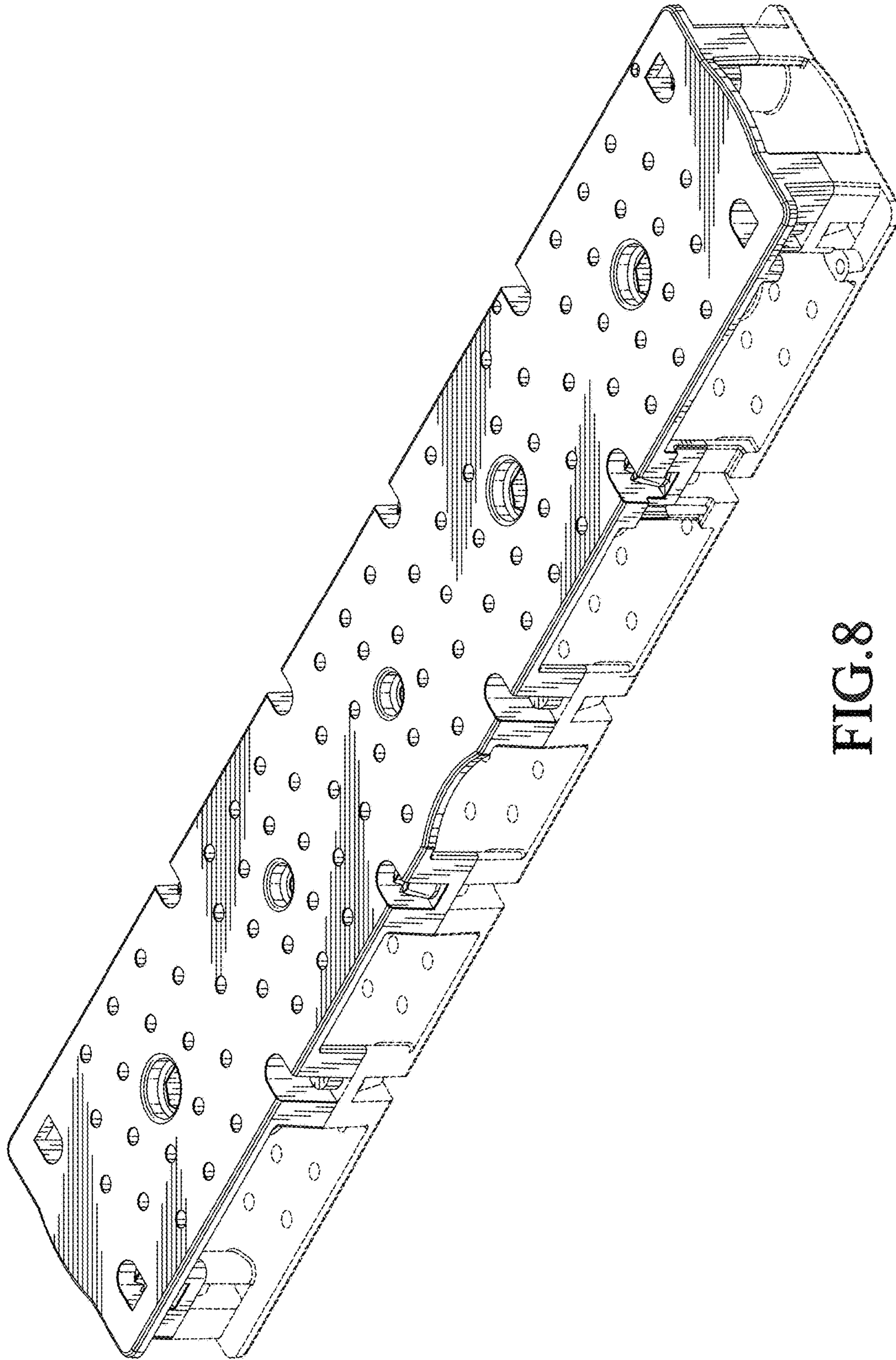


FIG.8