



US00D774377S

(12) **United States Design Patent**
Hilliaho

(10) **Patent No.:** **US D774,377 S**

(45) **Date of Patent:** **** Dec. 20, 2016**

(54) **DOOR AND WINDOW HANDLE**

(71) Applicant: **Esa Hilliaho**, Valkeala (FI)

(72) Inventor: **Esa Hilliaho**, Valkeala (FI)

(73) Assignee: **LUMON INVEST OY**, Kouvola (FI)

(**) Term: **15 Years**

(21) Appl. No.: **29/540,512**

(22) Filed: **Sep. 25, 2015**

(30) **Foreign Application Priority Data**

Mar. 26, 2015 (EM) 002669424-0001

(51) **LOC (10) Cl.** **08-06**

(52) **U.S. Cl.**
USPC **D8/315**

(58) **Field of Classification Search**
USPC D8/300, 302, 311, 330, 331, 339,
249,D8/343, 382, 9, DIG. 10, 315-321;
70/141, 70/142, 207, 211, 218, 224, 431,
465, 466, 70/DIG. 12, DIG. 26, DIG. 31,
DIG. 67, DIG. 80; 292/336.3; 206/320;
220/273.1; D7/533, D7/642
CPC E05B 1/00; E05B 1/0038; E05B 9/00;
E05B 15/00; E05B 17/00; A47J 36/12
See application file for complete search history.

(56) **References Cited**

U.S. PATENT DOCUMENTS

D29,333 S * 9/1898 Seymore D8/315
D199,966 S * 1/1965 Foster D8/302

D229,291 S * 11/1973 Frawley D8/316
D330,839 S * 11/1992 Barrington D8/315
5,441,199 A * 8/1995 Roberts B31B 1/86
220/773
D480,911 S * 10/2003 Logiudice D7/394
7,000,958 B2 * 2/2006 Garza E05C 9/02
16/413
D561,787 S * 2/2008 Choi D15/89
D569,704 S * 5/2008 Ricereto D8/315
7,810,854 B2 * 10/2010 Hodge B65F 1/1615
220/315
D718,605 S * 12/2014 Yang D15/89
9,109,383 B2 * 8/2015 Jeffries E05C 19/001
D747,171 S * 1/2016 Linares D8/315

* cited by examiner

Primary Examiner — Prabhakar Deshmukh

(74) *Attorney, Agent, or Firm* — Klauber & Jackson LLC

(57) **CLAIM**

The ornamental design for a door and window handle, as shown and described.

DESCRIPTION

FIG. 1 is a top, front and left side perspective view of a door and window handle of my new design;
FIG. 2 is a bottom, front and left side perspective view thereof;
FIG. 3 is a front view thereof;
FIG. 4 is a rear view thereof;
FIG. 5 is a left side view thereof;
FIG. 6 is a right side view thereof; and,
FIG. 7 is a top view thereof.

1 Claim, 7 Drawing Sheets




FIG. 1

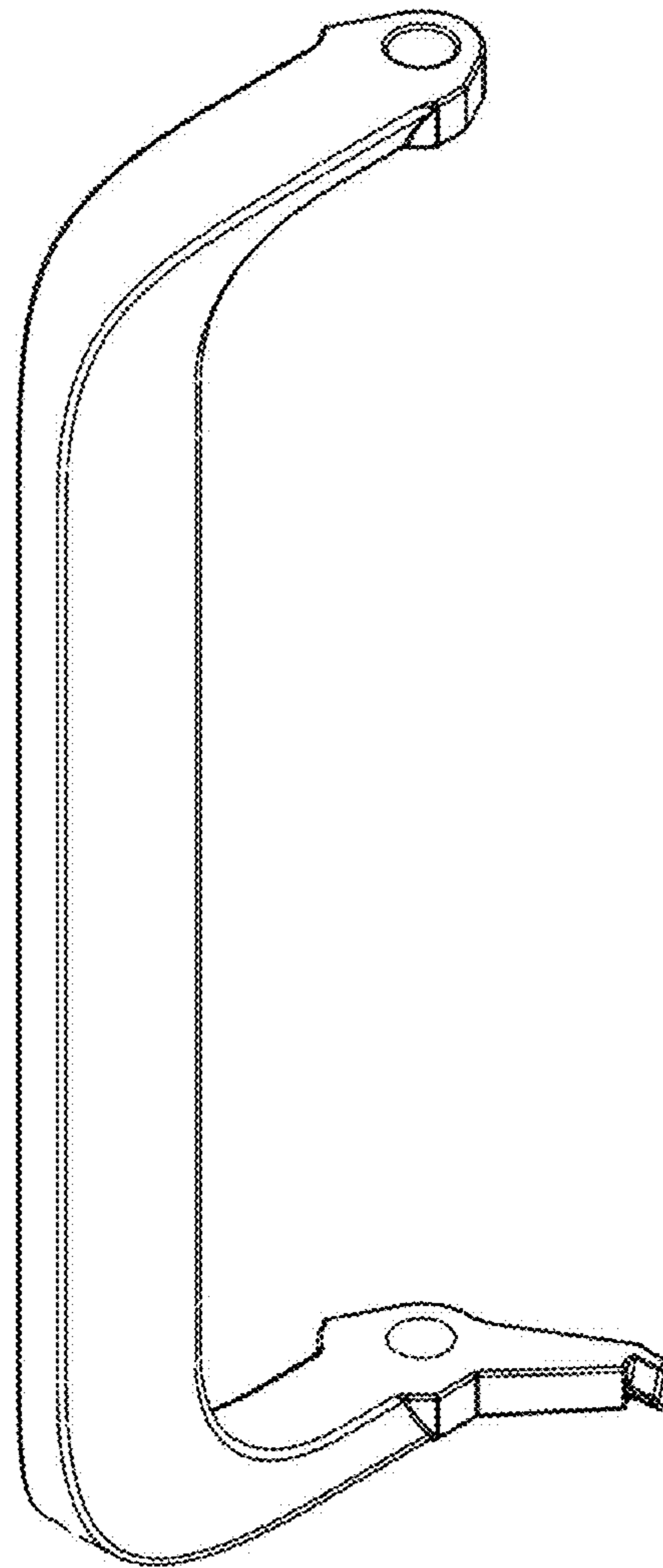


FIG. 2




FIG. 3

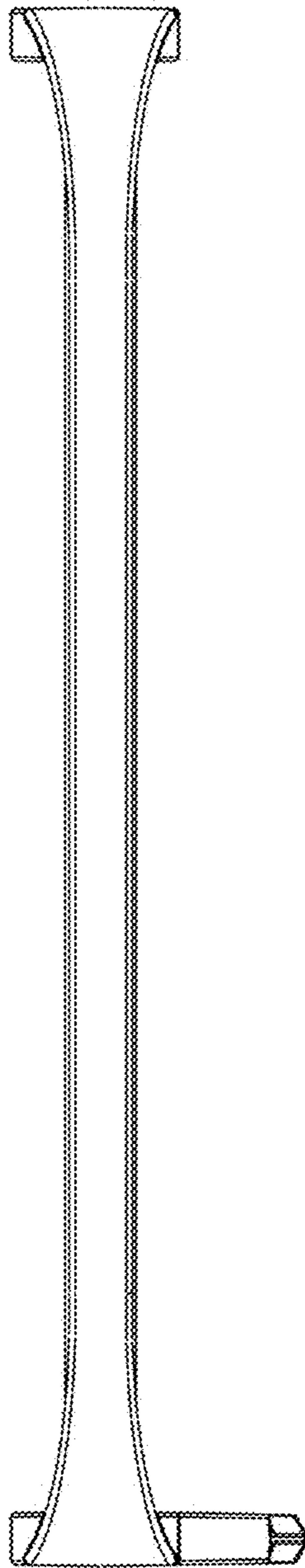


FIG. 4

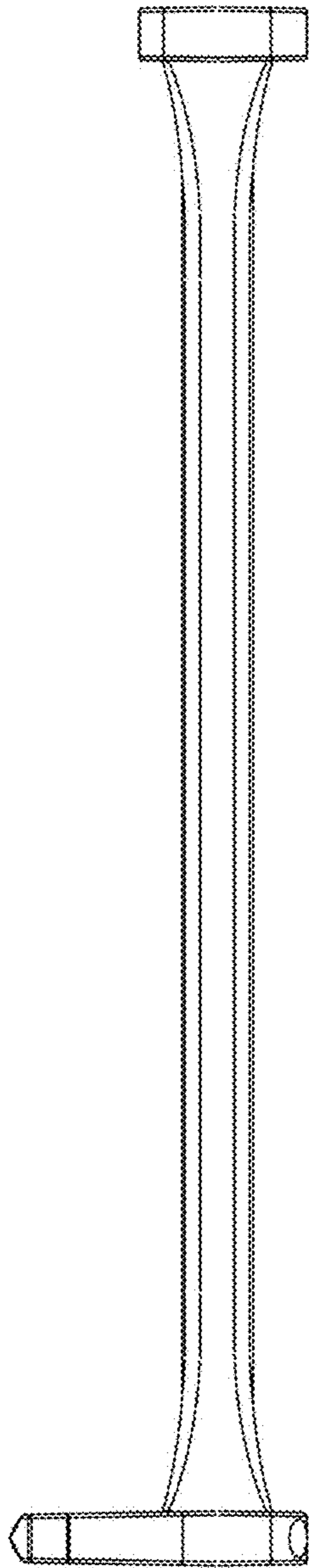


FIG. 5




FIG. 6




FIG. 7

