



US00D774331S

(12) **United States Design Patent** (10) **Patent No.:** **US D774,331 S**  
**Everson et al.** (45) **Date of Patent:** **\*\* Dec. 20, 2016**

(54) **CHEST**

(71) Applicant: **Ashley Furniture Industries, Inc.**,  
Arcadia, WI (US)  
(72) Inventors: **Terry A. Everson**, Blair, WI (US);  
**Randy D. Domack**, Holmen, WI (US);  
**Craig C. Bacon**, Trempealeau, WI (US)  
(73) Assignee: **ASHLEY FURNITURE**  
**INDUSTRIES, INC.**, Arcadia, WI (US)

(\*\*) Term: **15 Years**

(21) Appl. No.: **29/543,562**

(22) Filed: **Oct. 26, 2015**

**Related U.S. Application Data**

(63) Continuation of application No. 29/480,414, filed on  
Jan. 25, 2014, now Pat. No. Des. 741,636.

(51) **LOC (10) Cl.** ..... **06-01**

(52) **U.S. Cl.**  
USPC ..... **D6/671.1**

(58) **Field of Classification Search**  
USPC ..... D6/663, 667, 671, 671.1, 671.2,  
671.3,D6/671.4, 691, 691.1  
CPC ..... A47B 17/04; A47B 45/00; A47B 67/00;  
A47B 67/04; A47B 88/00; A47B 88/04;  
A47B 88/044  
See application file for complete search history.

(56) **References Cited**

**U.S. PATENT DOCUMENTS**

D98,615 S 2/1936 Pumphrey  
D267,058 S 11/1982 Maugirard

D307,985 S \* 5/1990 Hoff ..... D6/667  
D341,498 S 11/1993 Ball  
D349,616 S \* 8/1994 Keller ..... D6/667  
D376,054 S 12/1996 Bergelin  
D429,915 S \* 8/2000 Hazen ..... D6/663  
D440,791 S \* 4/2001 Cain ..... D6/691.1  
D443,432 S 6/2001 Vaaler  
D443,447 S 6/2001 Draheim et al.  
D559,016 S \* 1/2008 Domack ..... D6/663  
D561,493 S \* 2/2008 Domack ..... D6/663  
D662,724 S 7/2012 Kempainen

\* cited by examiner

*Primary Examiner* — Mimosa De

(74) *Attorney, Agent, or Firm* — McAndrews, Held &  
Malloy, Ltd.

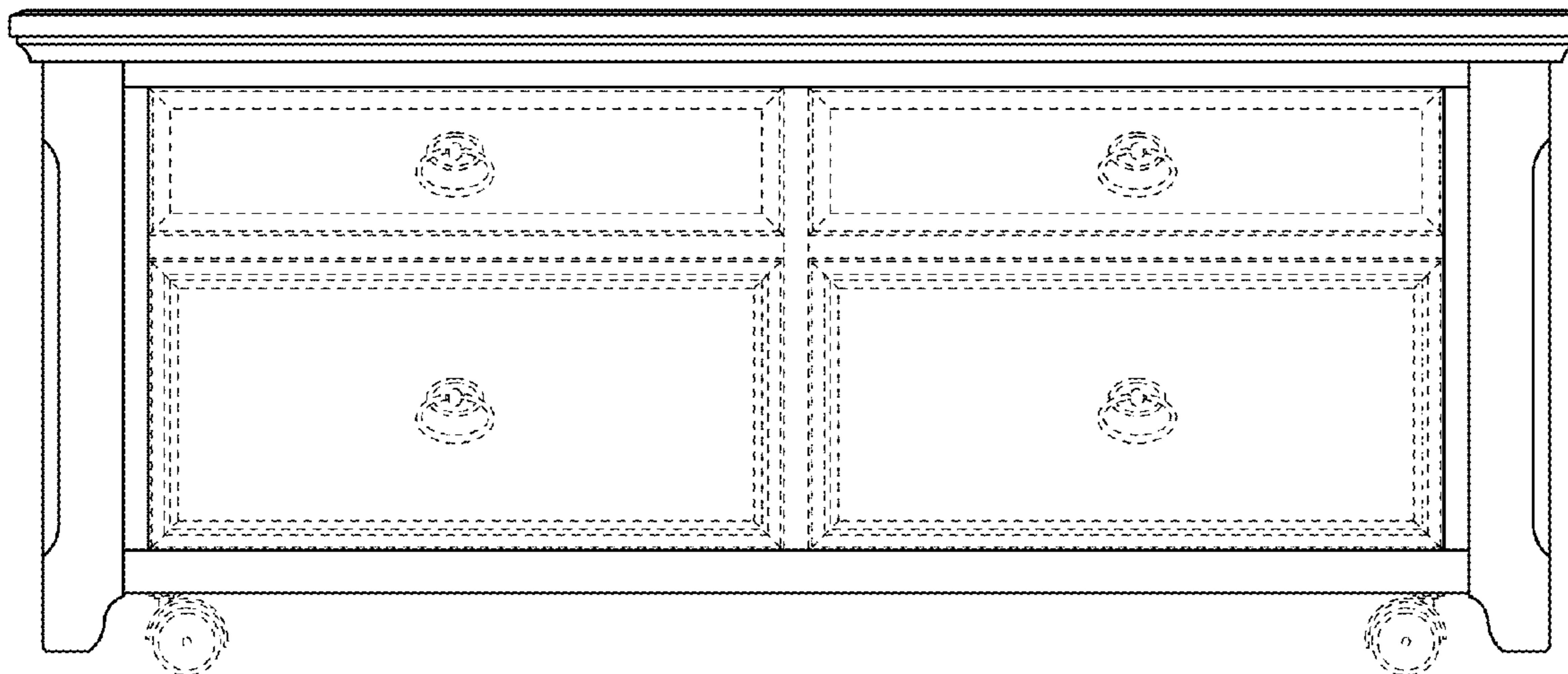
(57) **CLAIM**

The ornamental design for a chest, as shown and described.

**DESCRIPTION**

FIG. 1 is a front elevation view of a chest showing our new design;  
FIG. 2 is a rear elevation view thereof;  
FIG. 3 is a left side elevation view thereof;  
FIG. 4 is a right side elevation view thereof;  
FIG. 5 is a top plan view thereof; and,  
FIG. 6 is an exploded right side elevation view thereof.  
The broken lines in the figures illustrate portions of the chest that form no part of the claimed design.  
Any views not shown in the figures form no part of the claimed design.

**1 Claim, 6 Drawing Sheets**



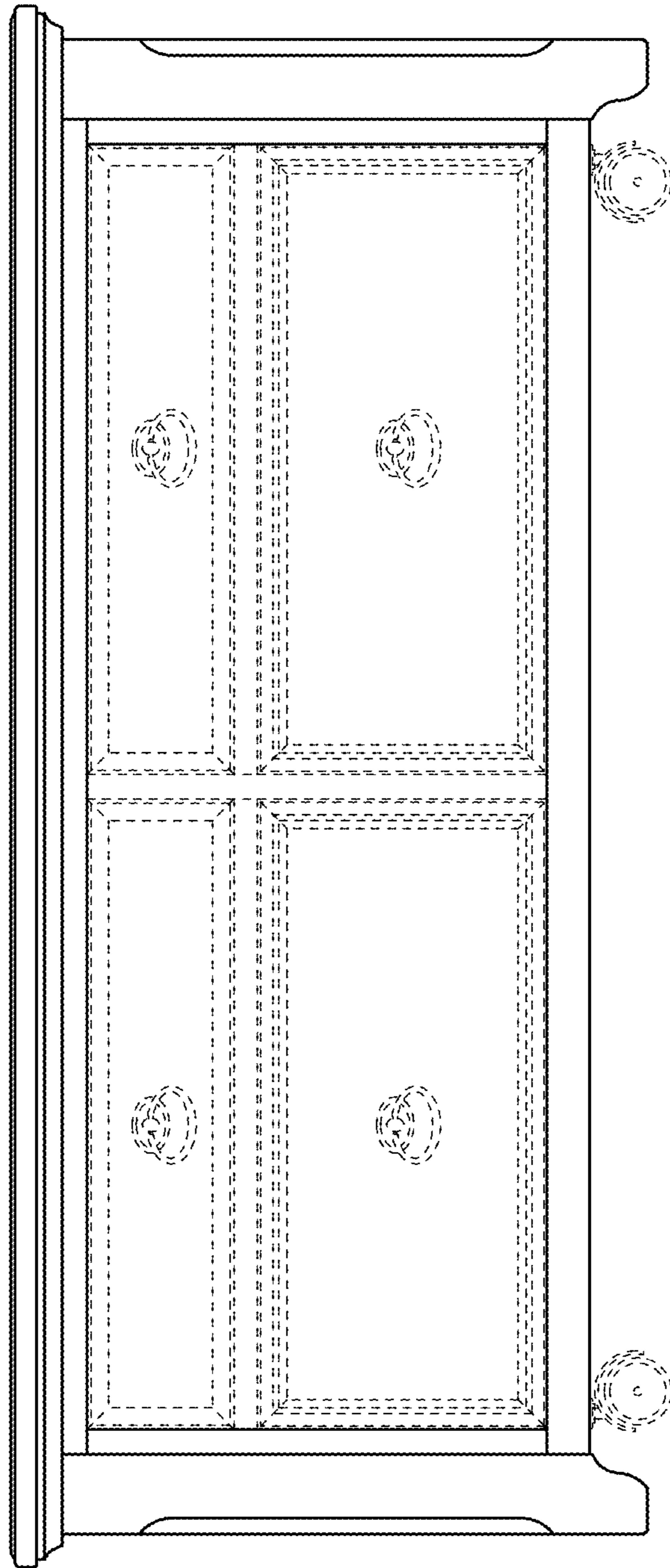


FIG. 1

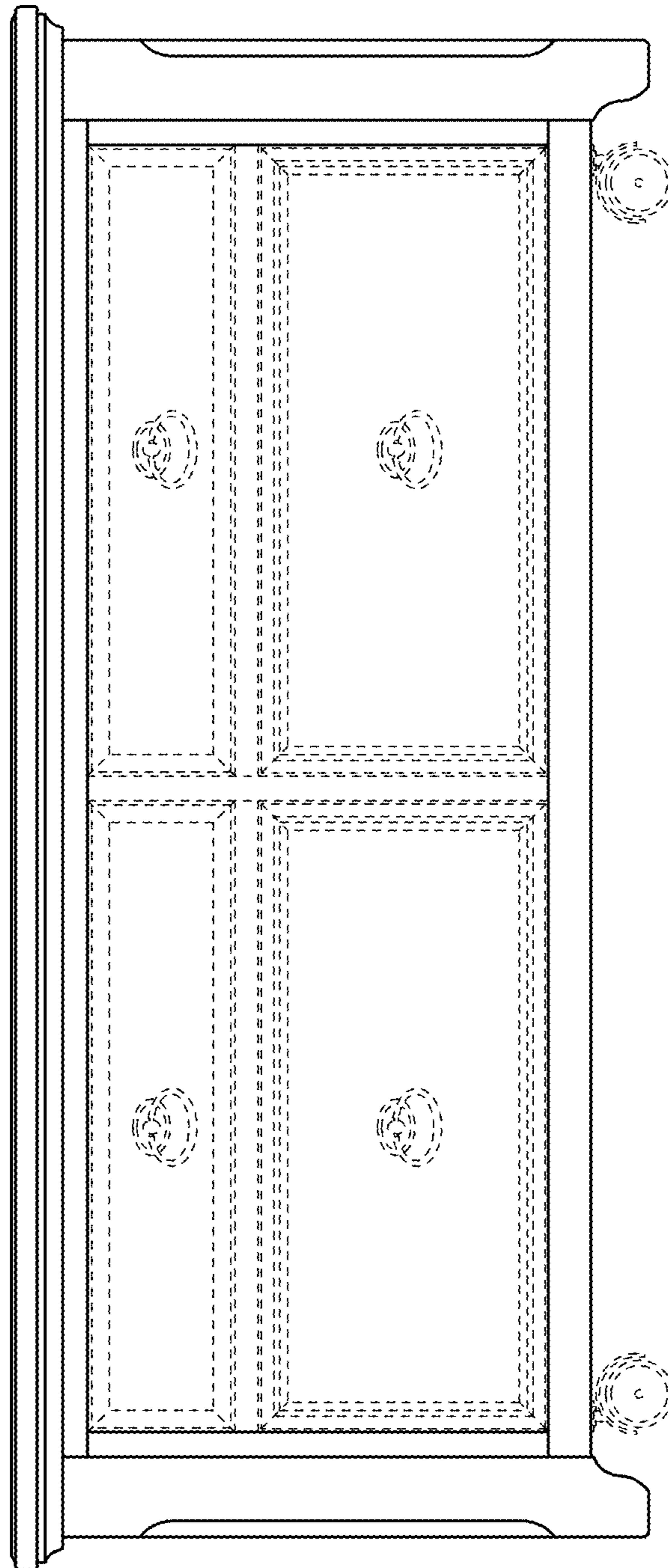


FIG. 2




FIG. 3




FIG. 4




FIG. 5

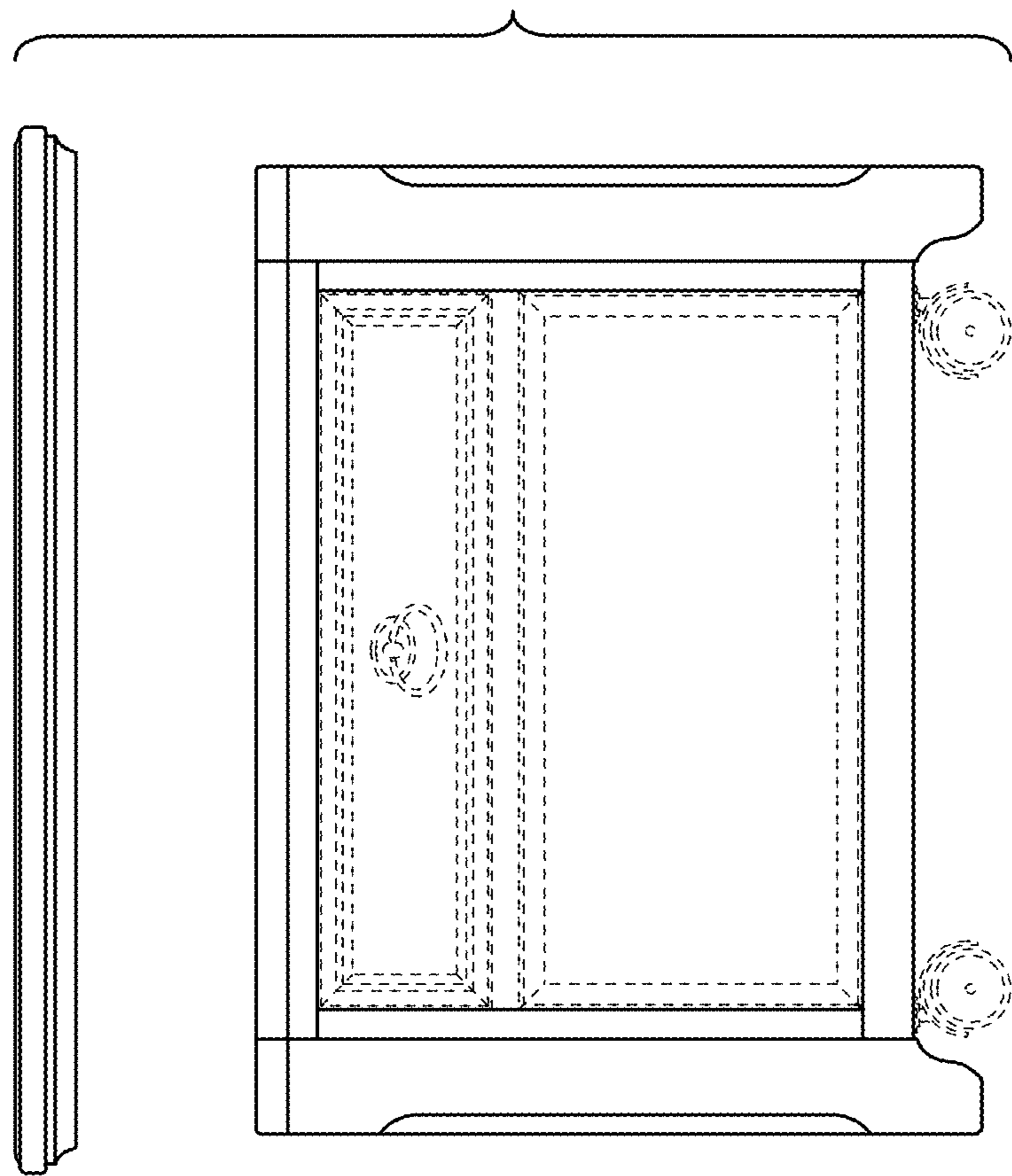


FIG. 6