



US00D774327S

(12) **United States Design Patent**
Chang

(10) **Patent No.:** **US D774,327 S**

(45) **Date of Patent:** **** Dec. 20, 2016**

(54) **FLOOR MAT**
(71) Applicant: **Yuan-Yu Chang**, Taichung (TW)
(72) Inventor: **Yuan-Yu Chang**, Taichung (TW)
(**) Term: **15 Years**

6,921,502 B1 * 7/2005 Nord A47L 23/24
264/257
D525,576 S * 7/2006 Lu D12/203
7,803,244 B2 * 9/2010 Siqueira A61F 13/4902
156/229
D744,119 S * 11/2015 Umbriac D25/158
9,340,983 B2 * 5/2016 Gmitro E04F 15/02161
2009/0003738 A1 * 1/2009 Hall B29D 7/01
383/105

(21) Appl. No.: **29/546,859**
(22) Filed: **Nov. 25, 2015**
(51) **LOC (10) Cl.** **06-11**
(52) **U.S. Cl.**
USPC **D6/583**
(58) **Field of Classification Search**
USPC D6/582-585, 587, 592; D7/554.4; D12/203;
D32/56-57; D5/1-3, 53, 56, 60, D5/61;
D25/158, 160
CPC A47G 27/02; A47G 27/0206; A47G 27/0225;
A47G 27/0418; A47G 27/0431; A47K
7/026; A47L 23/26; A47L 23/266; E04F
19/10
See application file for complete search history.

* cited by examiner

Primary Examiner — Celia Murphy
Assistant Examiner — Clare Ann Gannon
(74) *Attorney, Agent, or Firm* — DLA Piper LLP (US)

(57) **CLAIM**

The ornamental design for a floor mat, as shown and described.

DESCRIPTION

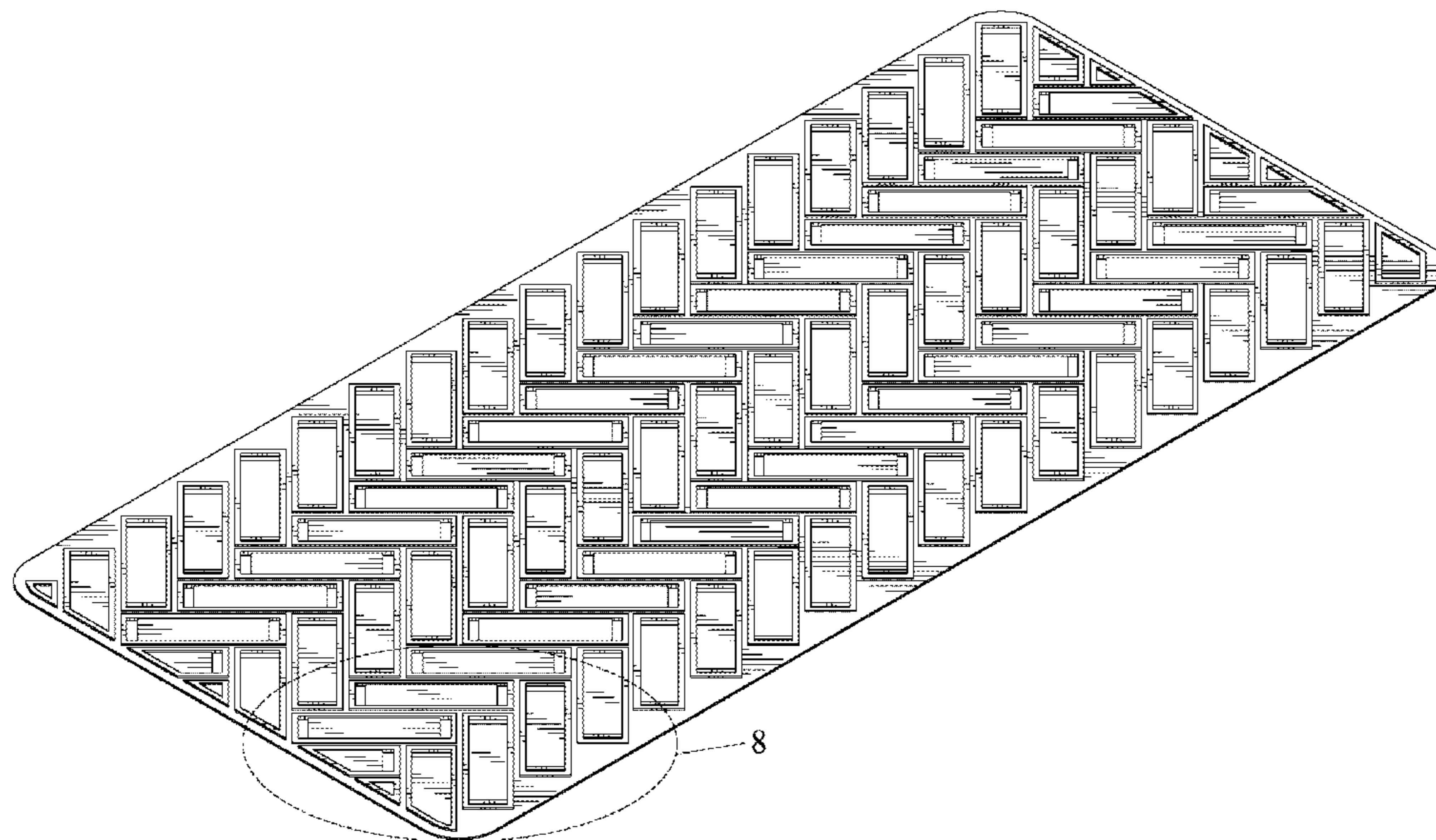
FIG. 1 is a perspective view of a floor mat showing my new design;
FIG. 2 is a front devotional view thereof;
FIG. 3 is a rear devotional view thereof;
FIG. 4 is a left side elevational view thereof;
FIG. 5 is a right side elevational view thereof;
FIG. 6 is a top plan view thereof;
FIG. 7 is a bottom plan view thereof;
FIG. 8 is an enlarged fragmentary perspective view of FIG. 1;
FIG. 9 is an enlarged fragmentary elevational view of FIG. 2; and,
FIG. 10 is an enlarged fragmentary sectional view taken along line 10-10 of FIG. 6.

(56) **References Cited**

U.S. PATENT DOCUMENTS

D84,340 S * 6/1931 Herrold D25/158
D165,926 S * 2/1952 Moor D6/585
2,878,553 A * 3/1959 Hirsch B21D 13/04
428/603
D225,129 S * 11/1972 Hoffman D5/53
5,170,526 A * 12/1992 Murray A47L 23/266
15/215
D403,912 S * 1/1999 Wang D6/582
D404,352 S * 1/1999 Lu D12/203
D507,444 S * 7/2005 Emery D6/583

1 Claim, 10 Drawing Sheets



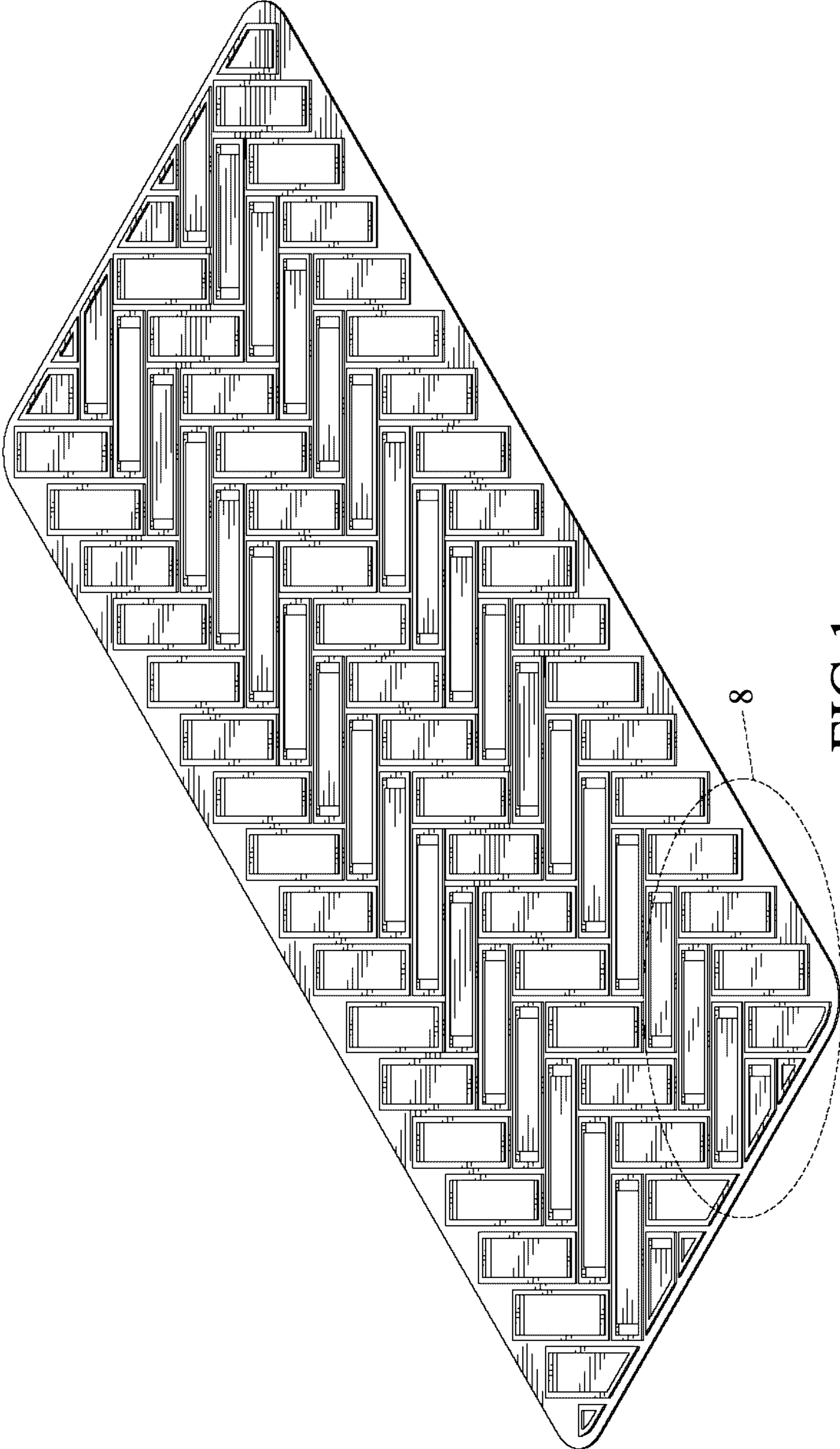


FIG. 1

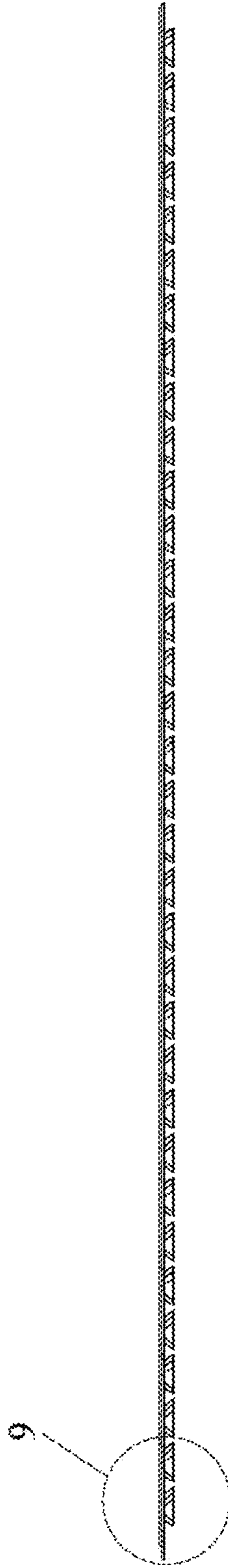


FIG. 2



FIG.3



FIG.4



FIG. 5




FIG. 6

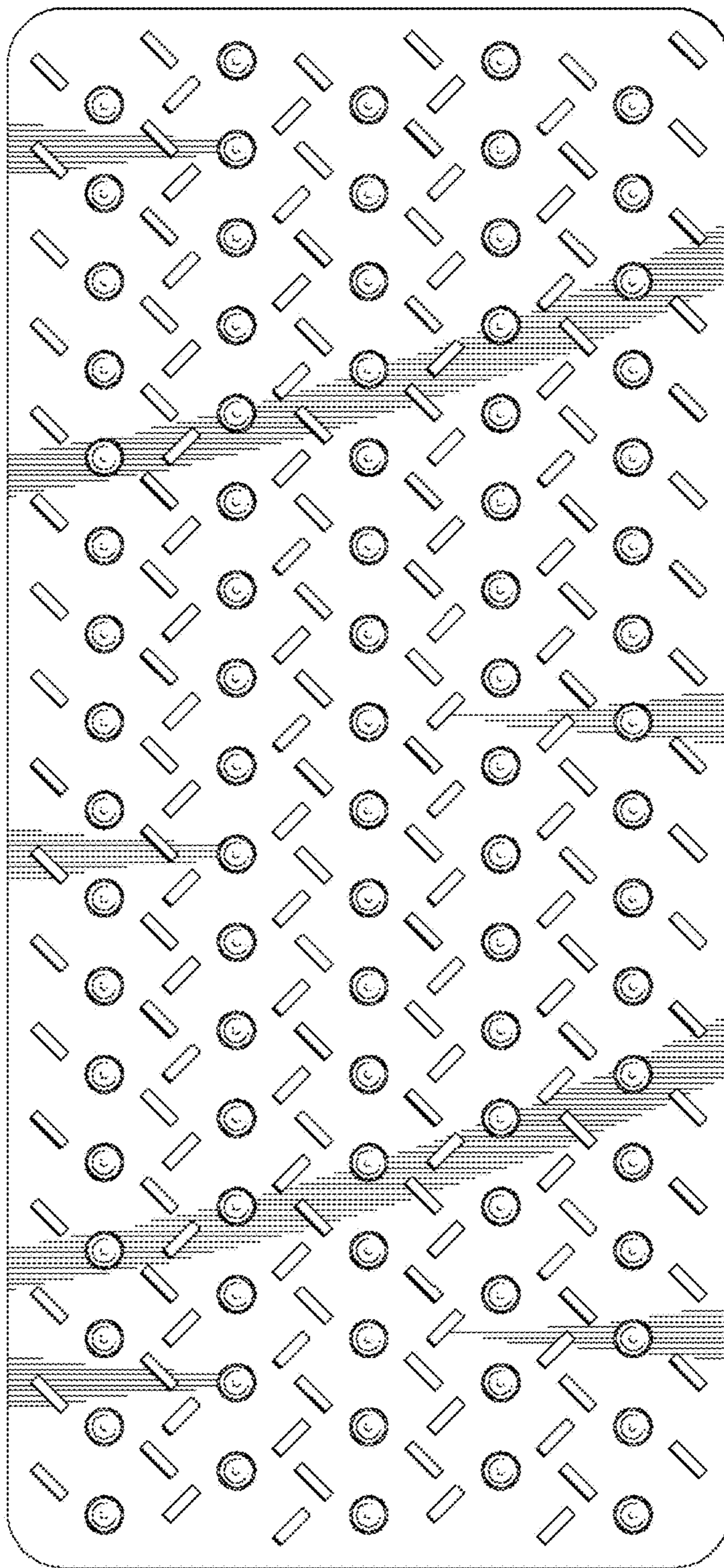


FIG. 7

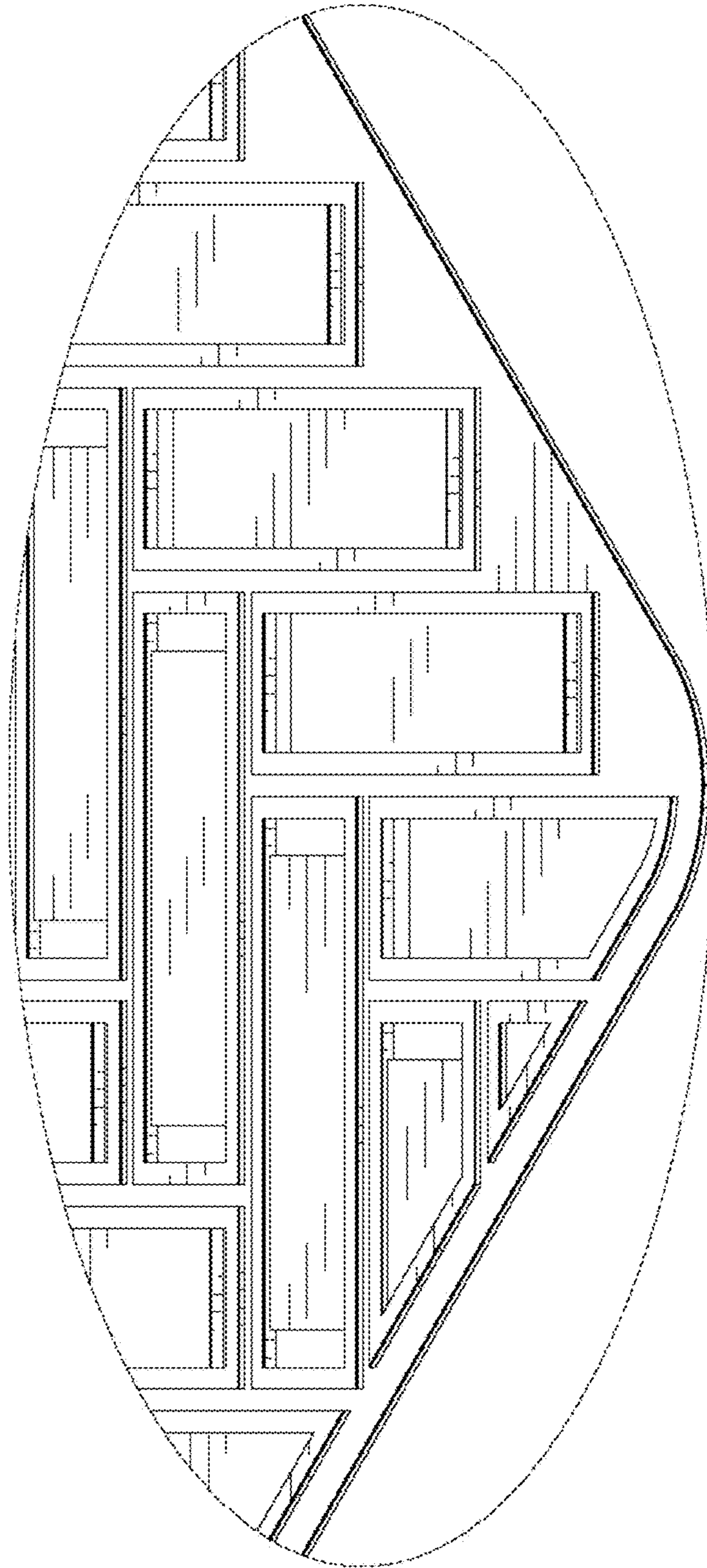


FIG. 8

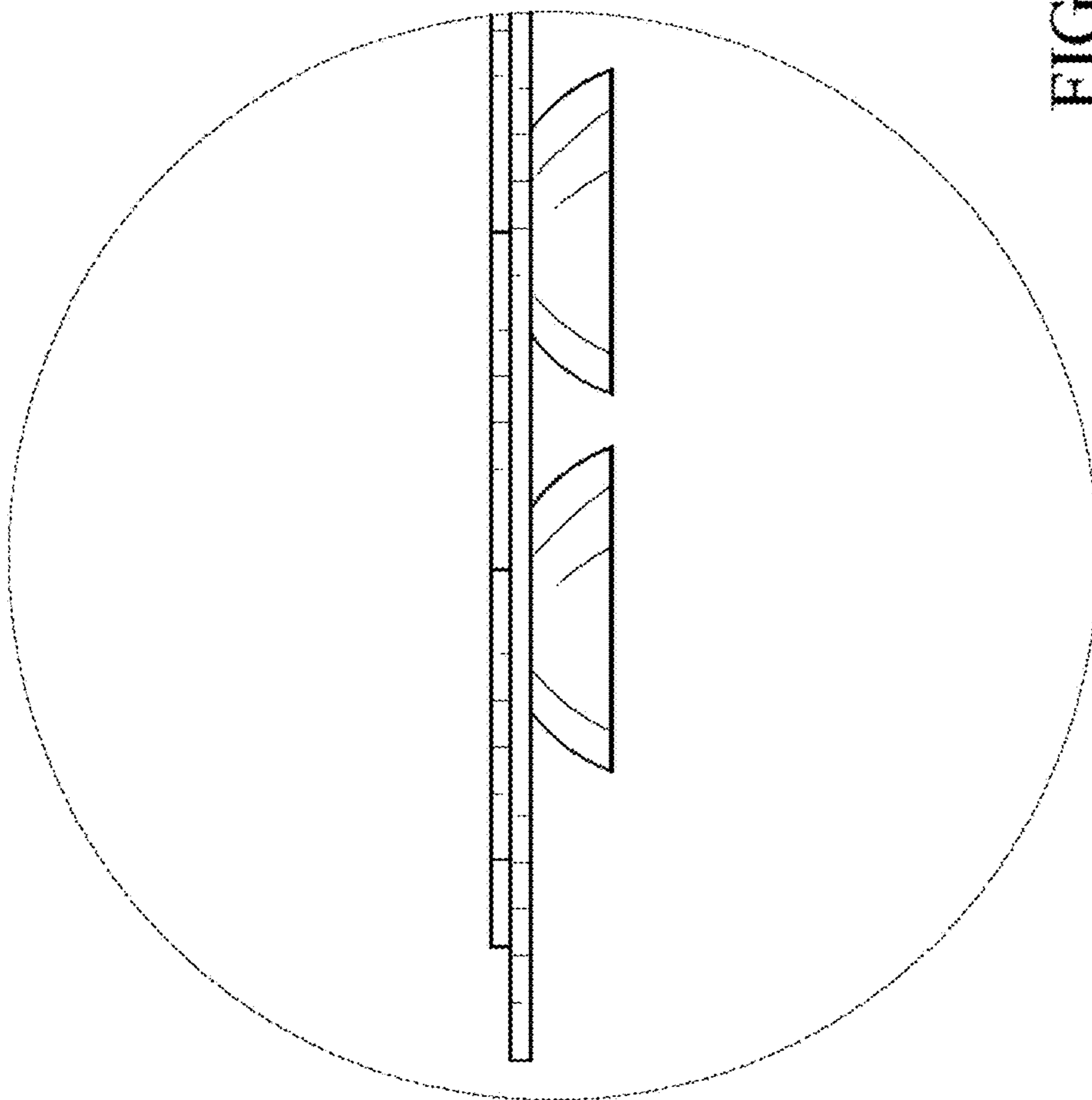


FIG.9



FIG.10