



US00D774326S

(12) **United States Design Patent**  
**Chang**

(10) **Patent No.:** **US D774,326 S**

(45) **Date of Patent:** **\*\* Dec. 20, 2016**

(54) **FLOOR MAT**

(71) Applicant: **Yuan-Yu Chang**, Taichung (TW)

(72) Inventor: **Yuan-Yu Chang**, Taichung (TW)

(\*\*) Term: **15 Years**

(21) Appl. No.: **29/546,609**

(22) Filed: **Nov. 24, 2015**

(51) **LOC (10) Cl.** ..... **06-11**

(52) **U.S. Cl.**  
USPC ..... **D6/583**

(58) **Field of Classification Search**  
USPC D6/582-585, 587, 592; D7/554.4; D12/203;  
D32/56-57; D5/1-3, 56, 60, 61  
CPC A47G 27/02; A47G 27/0206; A47G 27/0225;  
A47G 27/0418; A47G 27/0431; A47K  
7/026; A47L 23/26; A47L 23/266; E04F  
19/10

See application file for complete search history.

(56) **References Cited**

**U.S. PATENT DOCUMENTS**

D99,654 S	*	5/1936	Berger	.....	D5/47
D144,378 S	*	4/1946	Harris	.....	D25/139
D182,349 S	*	3/1958	Alvord	.....	D25/154
D191,435 S	*	10/1961	Kantor	.....	D25/109
D191,901 S	*	12/1961	Breneman	.....	D6/585
D201,241 S	*	6/1965	Clift	.....	D6/585
D229,000 S	*	11/1973	O'Neil	.....	D6/583
D296,286 S	*	6/1988	Fees	.....	D5/47

6,036,902 A	*	3/2000	Wang	.....	A47G 27/0225 264/132
6,656,562 B2	*	12/2003	Malpass	.....	A47G 27/0412 15/215
D725,916 S	*	4/2015	Haverfield	.....	D5/60
D758,761 S	*	6/2016	Chang	.....	D6/582

\* cited by examiner

*Primary Examiner* — Celia Murphy

*Assistant Examiner* — Clare Ann Gannon

(74) *Attorney, Agent, or Firm* — DLA Piper LLP (US)

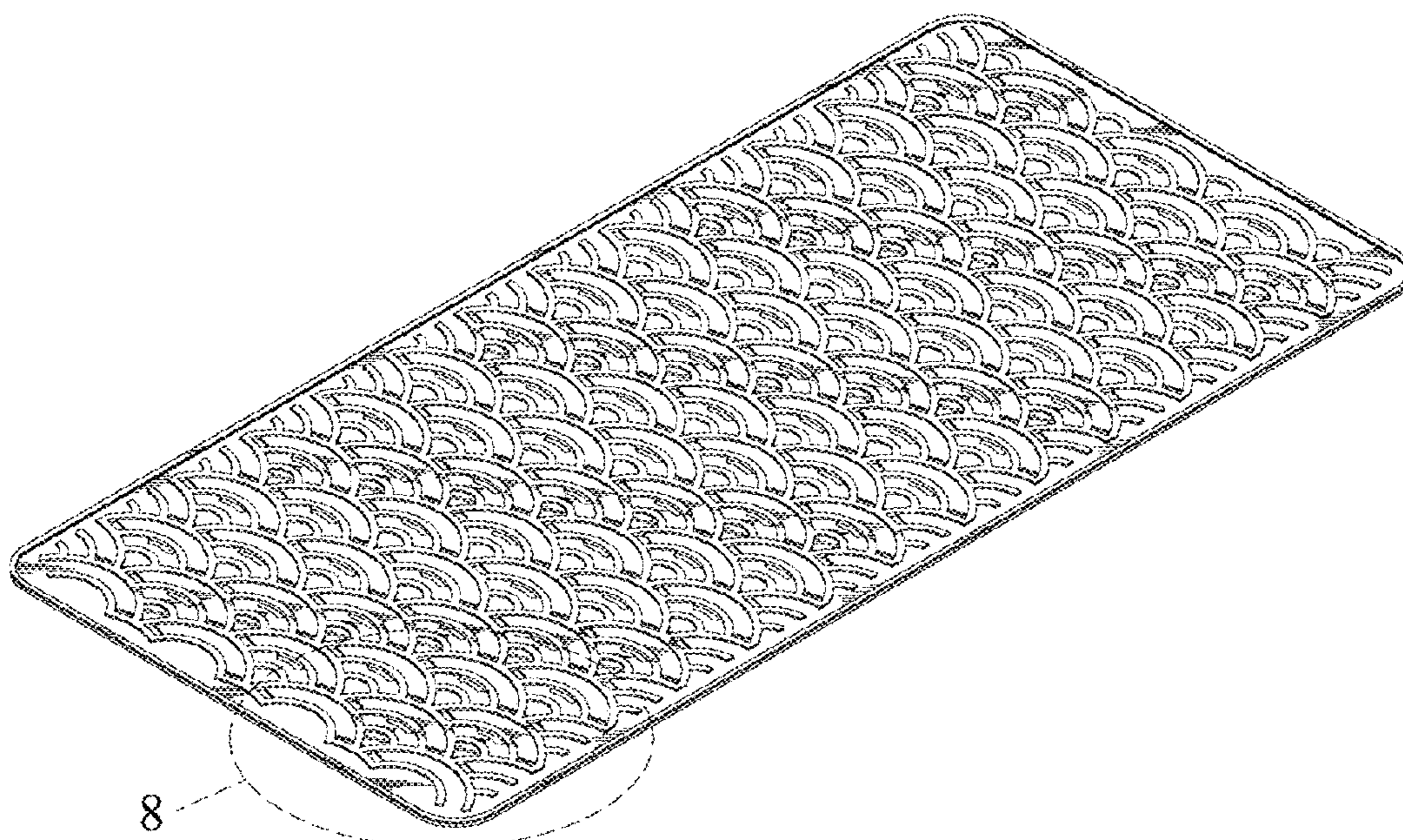
(57) **CLAIM**

The ornamental design for a floor mat, as shown and described.

**DESCRIPTION**

FIG. 1 is a perspective view of a floor mat showing my new design;  
 FIG. 2 is a front elevational view thereof;  
 FIG. 3 is a rear elevational view thereof;  
 FIG. 4 is a left side elevational view thereof;  
 FIG. 5 is a right side elevational view thereof;  
 FIG. 6 is a top plan view thereof;  
 FIG. 7 is a bottom plan view thereof;  
 FIG. 8 is an enlarged fragmentary perspective view of FIG. 1; and,  
 FIG. 9 is an enlarged fragmentary sectional view taken along line 9-9 of FIG. 6.  
 The broken lines shown in the figures are for illustration purposes only and form no part of the claimed design.

**1 Claim, 9 Drawing Sheets**



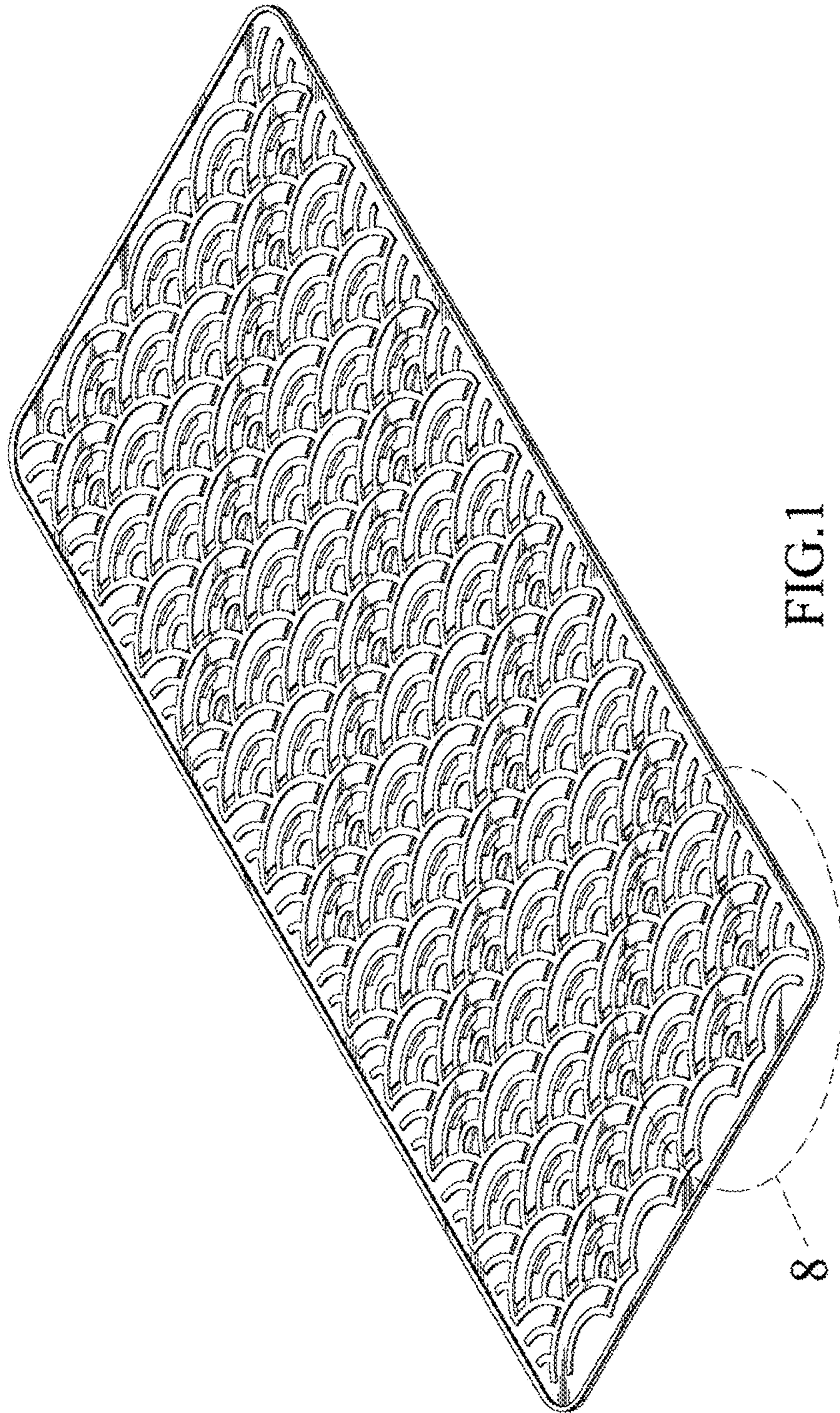




FIG.2

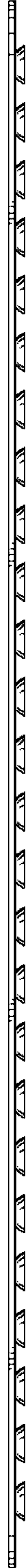


FIG.3



FIG.4



FIG. 5




FIG.6




FIG. 7



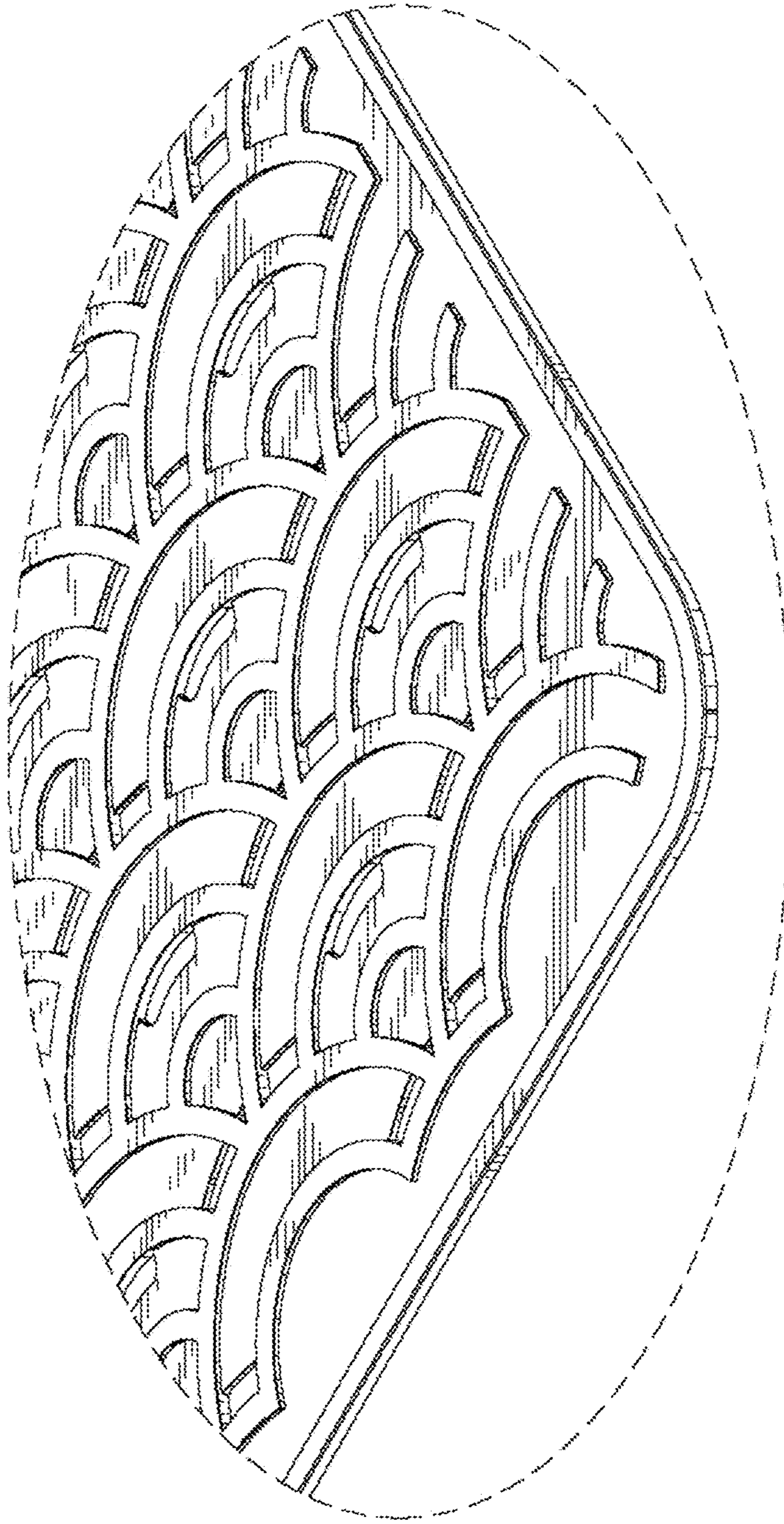


FIG. 8

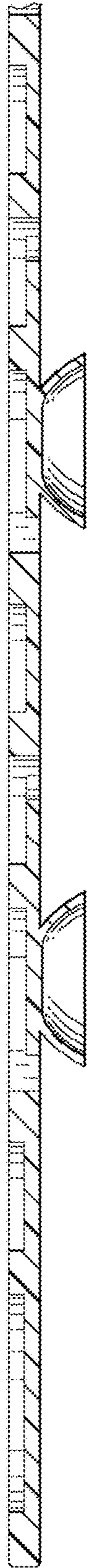


FIG.9