



US00D774318S

(12) **United States Design Patent** (10) **Patent No.:** **US D774,318 S**
Tsuchiyama et al. (45) **Date of Patent:** **** Dec. 20, 2016**

(54) **PARTITION PANEL**
(71) Applicant: **OKAMURA CORPORATION**,
Yokohama-shi, Kanagawa (JP)
(72) Inventors: **Waku Tsuchiyama**, Yokohama (JP);
Haruhiko Kitajima, Yokohama (JP)
(73) Assignee: **Okamura Corporation**, Kanagawa (JP)
(**) Term: **14 Years**
(21) Appl. No.: **29/522,423**
(22) Filed: **Mar. 31, 2015**

(30) **Foreign Application Priority Data**

Oct. 2, 2014 (JP) 2014-021919

(51) **LOC (10) Cl.** **06-06**

(52) **U.S. Cl.**
USPC **D6/332**

(58) **Field of Classification Search**
USPC D6/332; D25/58
CPC E04B 2/74; E04B 2/7401; E04B 2/7405;
E04B 2/7407; E04B 2/7416; E04B
2/7422; E04B 2/7433; E04B
2/7437; E04B 2/76; E04B 2/766; E04B
2/7809; E04B 2002/7487; E04B 2/7438;
A47B 2220/02; A47G 5/00

See application file for complete search history.

(56) **References Cited**

U.S. PATENT DOCUMENTS

2,324,398 A * 7/1943 Kahr A47G 5/00
135/119
D200,048 S * 1/1965 Van Dyck D25/142
D354,818 S * 1/1995 Johnson D25/58
D530,104 S * 10/2006 Saffell D6/332
D652,982 S * 1/2012 Chen D26/118
D727,036 S * 4/2015 Tsuchiyama D6/332

D727,042 S * 4/2015 Wagner D6/338
D727,637 S * 4/2015 Tsuchiyama D6/332
D727,638 S * 4/2015 Tsuchiyama D6/332
D727,639 S * 4/2015 Tsuchiyama D6/332
D732,850 S * 6/2015 Bouroullec D6/643
D751,239 S * 3/2016 Chen D26/118
9,403,400 B2 * 8/2016 McManus A47B 97/04
2002/0024274 A1 * 2/2002 Swaab A47B 83/001
312/201
2016/0245005 A1 * 8/2016 Tsuchiyama E04B 2/7409

FOREIGN PATENT DOCUMENTS

JP D1481889 * 10/2013

OTHER PUBLICATIONS

Okamura's Six Scenes of Focus & Collaboration: Capsule, Fountain, Base, Forum, Pitt & Studio (on-line), posted Jan. 20, 2014. Retrieved from Internet Sep. 12, 2016, URL: <https://timoneilassociates.com/tag/cubicles/> (3 pages).*

* cited by examiner

Primary Examiner — Vy Koenig

Assistant Examiner — Kimberly Barnes

(74) *Attorney, Agent, or Firm* — Sughrue Mion, PLLC

(57) **CLAIM**

The ornamental design for a partition panel, as shown and described.

DESCRIPTION

FIG. 1 is a perspective view of a partition panel.

FIG. 2 is a front elevation view thereof.

FIG. 3 is a rear elevation view thereof.

FIG. 4 is a right side elevation view thereof. A left side elevation view is a mirror image of the right side elevation view.

FIG. 5 is a top plan view thereof; and,

FIG. 6 is a bottom plan view thereof.

1 Claim, 6 Drawing Sheets


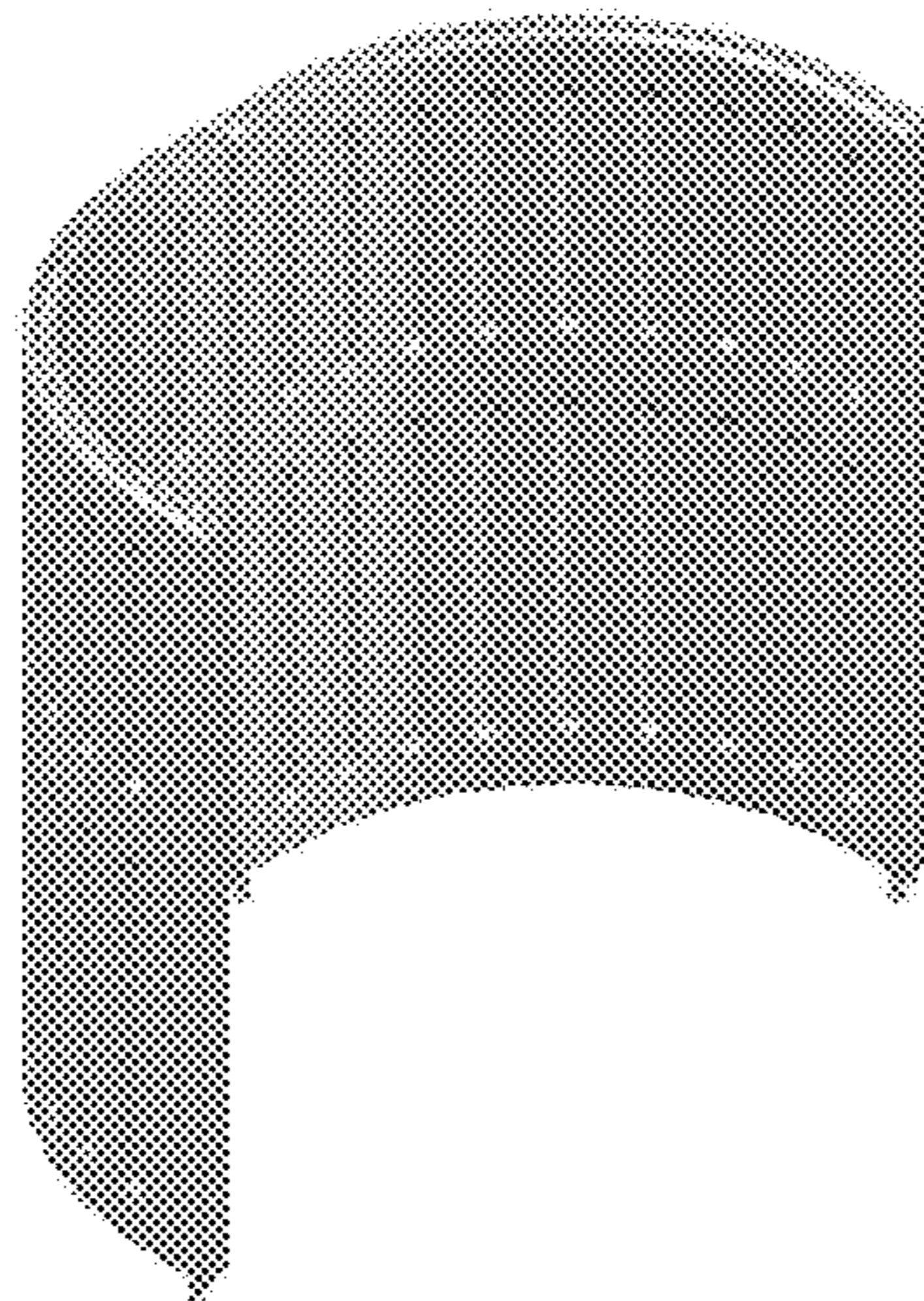


FIG. 1

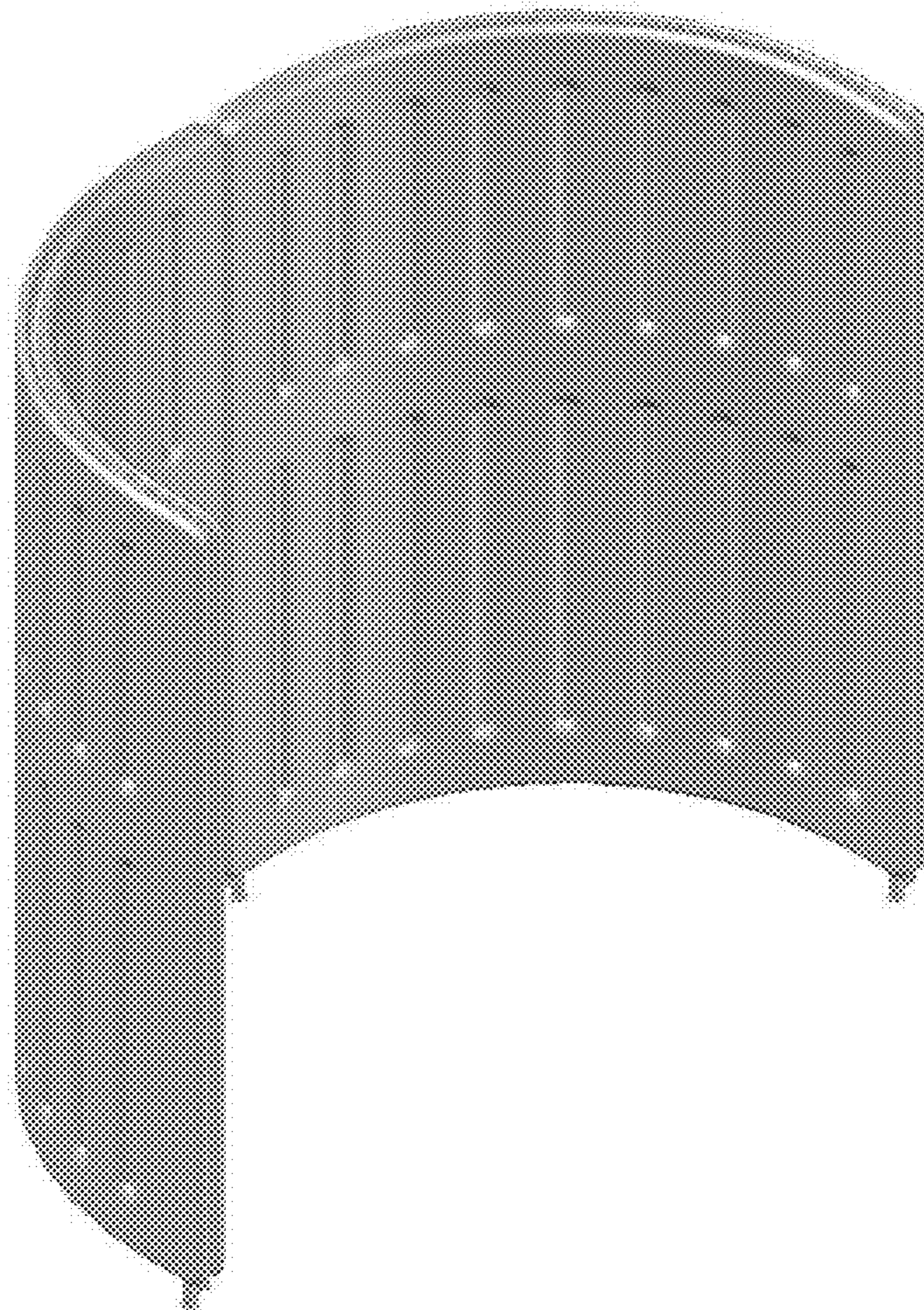


FIG. 2




FIG. 3




FIG. 4




FIG. 5




FIG. 6

