



US00D774294S

(12) **United States Design Patent** (10) **Patent No.:** **US D774,294 S**  
**Seamarks** (45) **Date of Patent:** **\*\* Dec. 20, 2016**

(54) **SHOE UPPER**  
 (71) Applicant: **NIKE, Inc.**, Beaverton, OR (US)  
 (72) Inventor: **Karl Seamarks**, Portland, OR (US)  
 (73) Assignee: **NIKE, Inc.**, Beaverton, OR (US)  
 (\*\*) Term: **15 Years**  
 (21) Appl. No.: **29/527,209**  
 (22) Filed: **May 17, 2015**  
 (51) **LOC (10) Cl.** ..... **02-99**  
 (52) **U.S. Cl.**  
 USPC ..... **D2/972**  
 (58) **Field of Classification Search**  
 USPC ..... D2/902, 906-908, 944, 969, 972-974  
 CPC ... A43B 13/181; A43B 13/141; A43B 13/186;  
 A43B 13/188; A43B 23/00; A43B 23/02;  
 A43B 5/00; A43B 23/26; A43B 1/04;  
 A43B 11/14; A43B 7/00; A43C  
 1/00; A43C 11/00  
 See application file for complete search history.

D532,194 S 11/2006 Cessor  
 D532,965 S \* 12/2006 Huthmaker ..... D2/972  
 D533,986 S \* 12/2006 Belley ..... D2/969  
 D544,691 S 6/2007 Mueller  
 D544,692 S 6/2007 Kuerbis  
 D548,448 S \* 8/2007 Wilken ..... D2/972  
 D548,947 S 8/2007 Petrie  
 D548,948 S \* 8/2007 Hui ..... D2/972  
 D560,892 S \* 2/2008 Belley ..... D2/969  
 D563,654 S \* 3/2008 Schoenborn ..... D2/969  
 D563,665 S \* 3/2008 Mayden ..... D2/972  
 D573,338 S 7/2008 Stauffer  
 D573,339 S 7/2008 Stauffer  
 D586,110 S \* 2/2009 Lotti ..... D2/972  
 D610,340 S 2/2010 Cooper  
 D610,341 S 2/2010 Cooper

(Continued)

*Primary Examiner* — Dominic Simone  
 (74) *Attorney, Agent, or Firm* — Banner & Witcoff, Ltd.

(57) **CLAIM**

The ornamental design for a shoe upper, as shown and described.

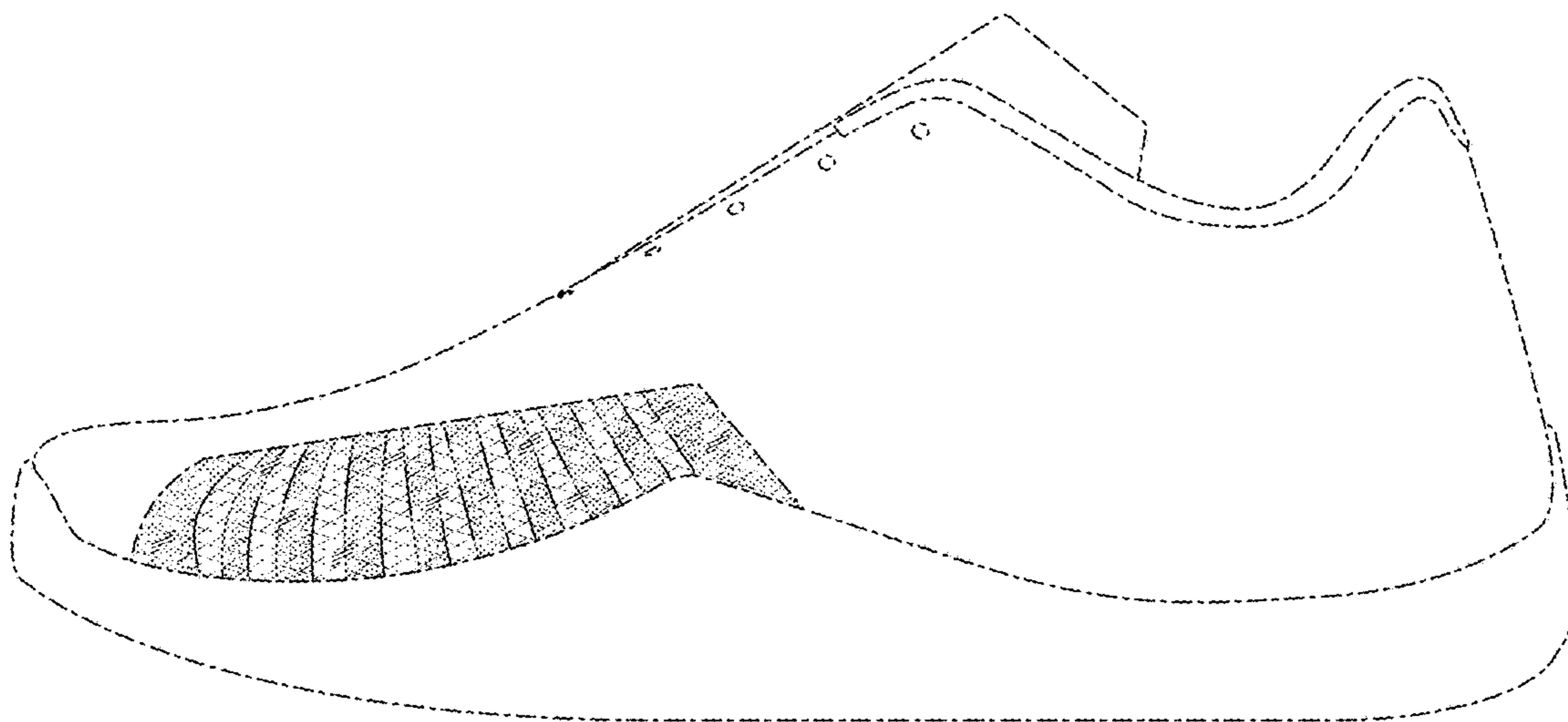
**DESCRIPTION**

FIG. 1 is a front perspective view of a shoe upper showing my new design;  
 FIG. 2 is a side view thereof;  
 FIG. 3 is a rear perspective view thereof;  
 FIG. 4 is a front perspective view of the shoe upper with the oblique line shading omitted for clarity purposes;  
 FIG. 5 is a side view thereof; and,  
 FIG. 6 is a rear perspective view thereof.  
 The broken lines immediately surrounding the shaded area represent unclaimed boundaries of the design. The broken lines showing the remainder of the shoe are for environmental purposes only and form no part of the claimed design.

**1 Claim, 6 Drawing Sheets**

(56) **References Cited**  
 U.S. PATENT DOCUMENTS

D266,968 S 11/1982 Railton  
 D385,096 S \* 10/1997 Hoeft ..... D2/972  
 D393,360 S 4/1998 Aveni et al.  
 D420,499 S 2/2000 Dolinsky  
 D430,724 S \* 9/2000 Matis ..... D2/969  
 D432,776 S 10/2000 McDowell  
 D493,612 S 8/2004 Chang  
 D521,718 S \* 5/2006 Young ..... D2/972  
 D523,228 S \* 6/2006 Henderson ..... D2/972  
 D523,624 S 6/2006 Kuerbis  
 D525,420 S 7/2006 Cass  
 D528,770 S 9/2006 Chang  
 D529,271 S 10/2006 Kuerbis



(56)

**References Cited**

U.S. PATENT DOCUMENTS

D625,094 S	*	10/2010	Raysse .....	D2/969
D636,592 S		4/2011	Dekovic	
D639,543 S		6/2011	Lamont	
D642,368 S		8/2011	Link	
D668,441 S		10/2012	Shaffer	
D682,535 S		5/2013	Dekovic	
D683,113 S		5/2013	Napurano	
D684,761 S		6/2013	Williams, Jr.	
D693,106 S		11/2013	James	
D707,440 S		6/2014	Chang	
D710,590 S		8/2014	Young	

\* cited by examiner

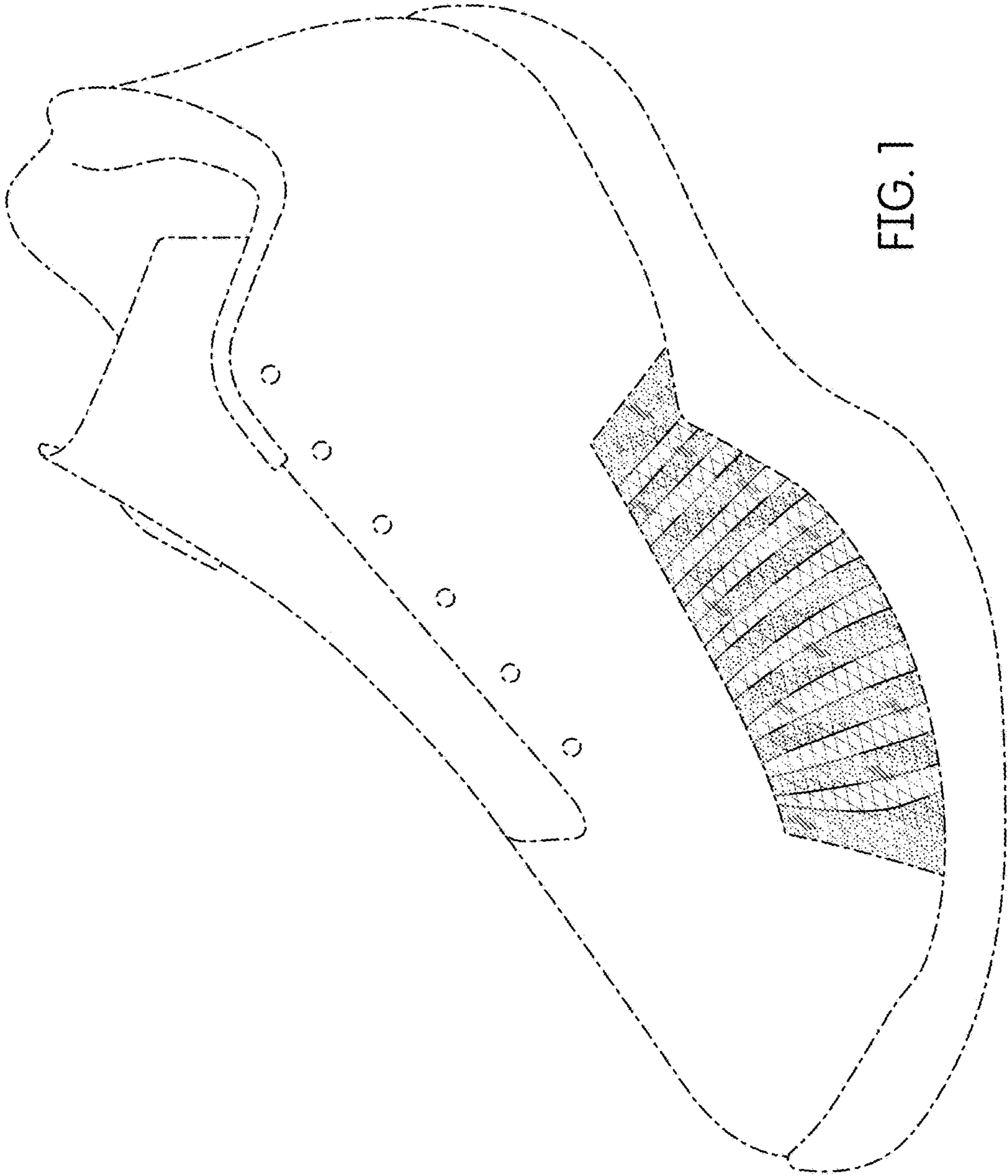


FIG. 1

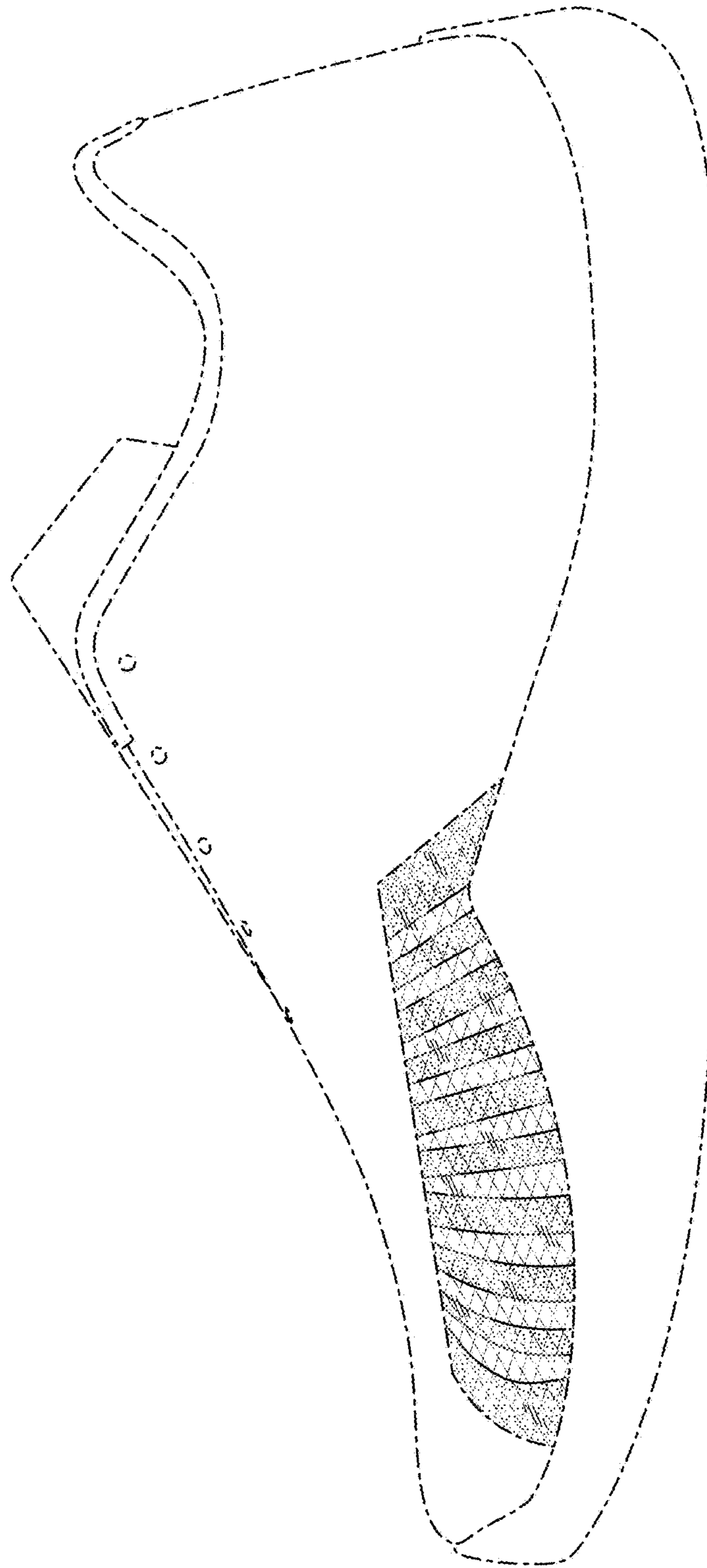


FIG. 2

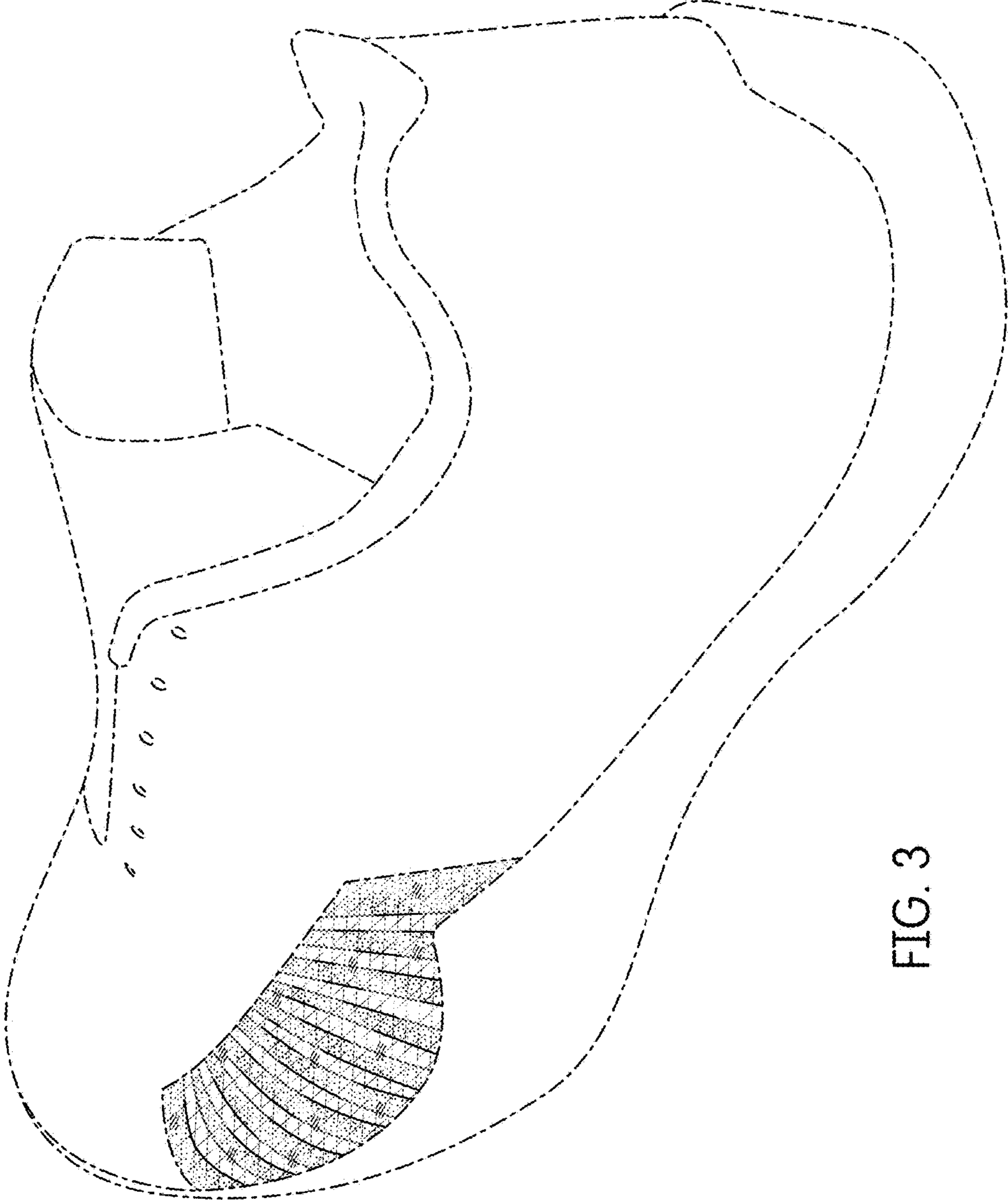


FIG. 3



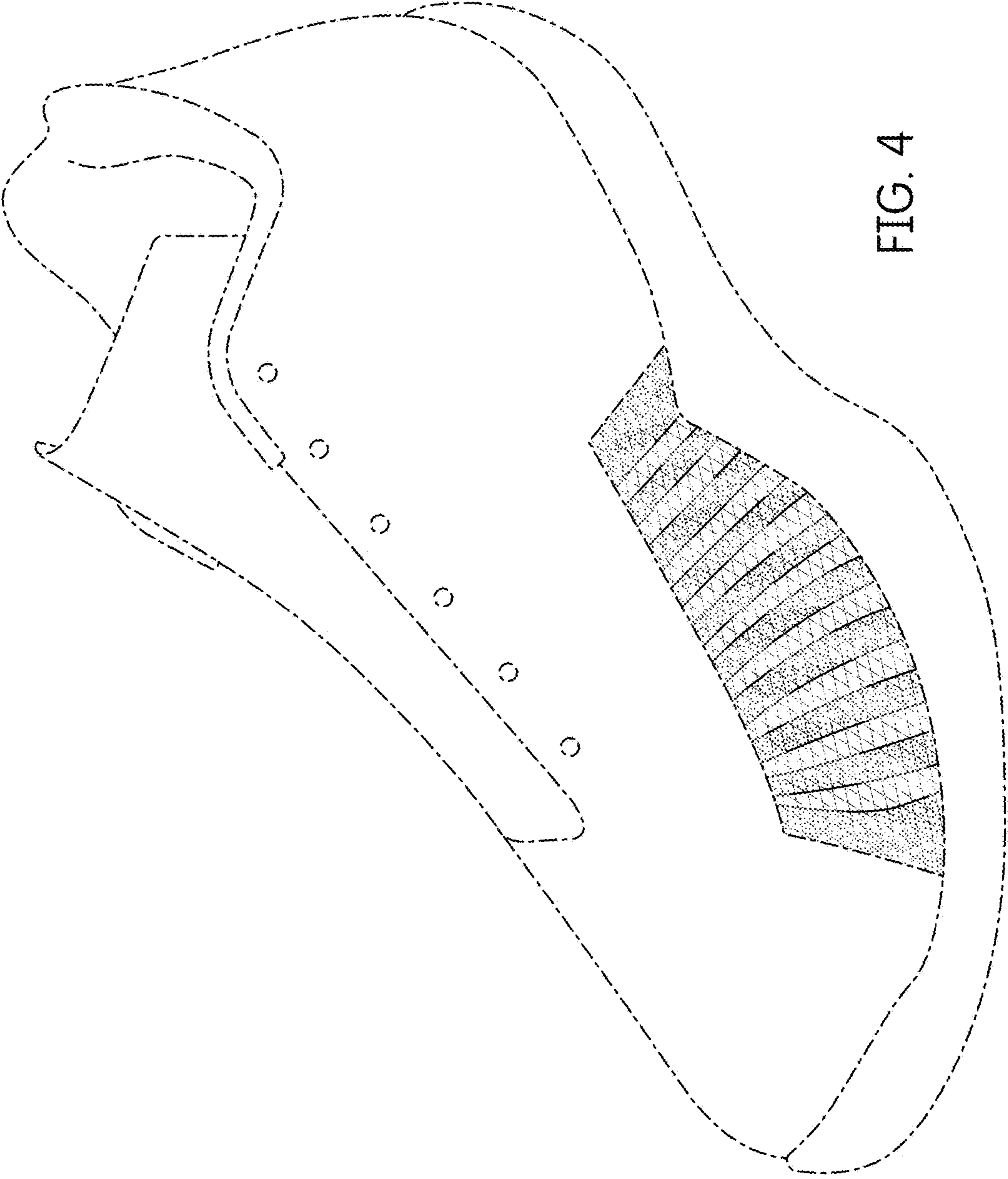


FIG. 4

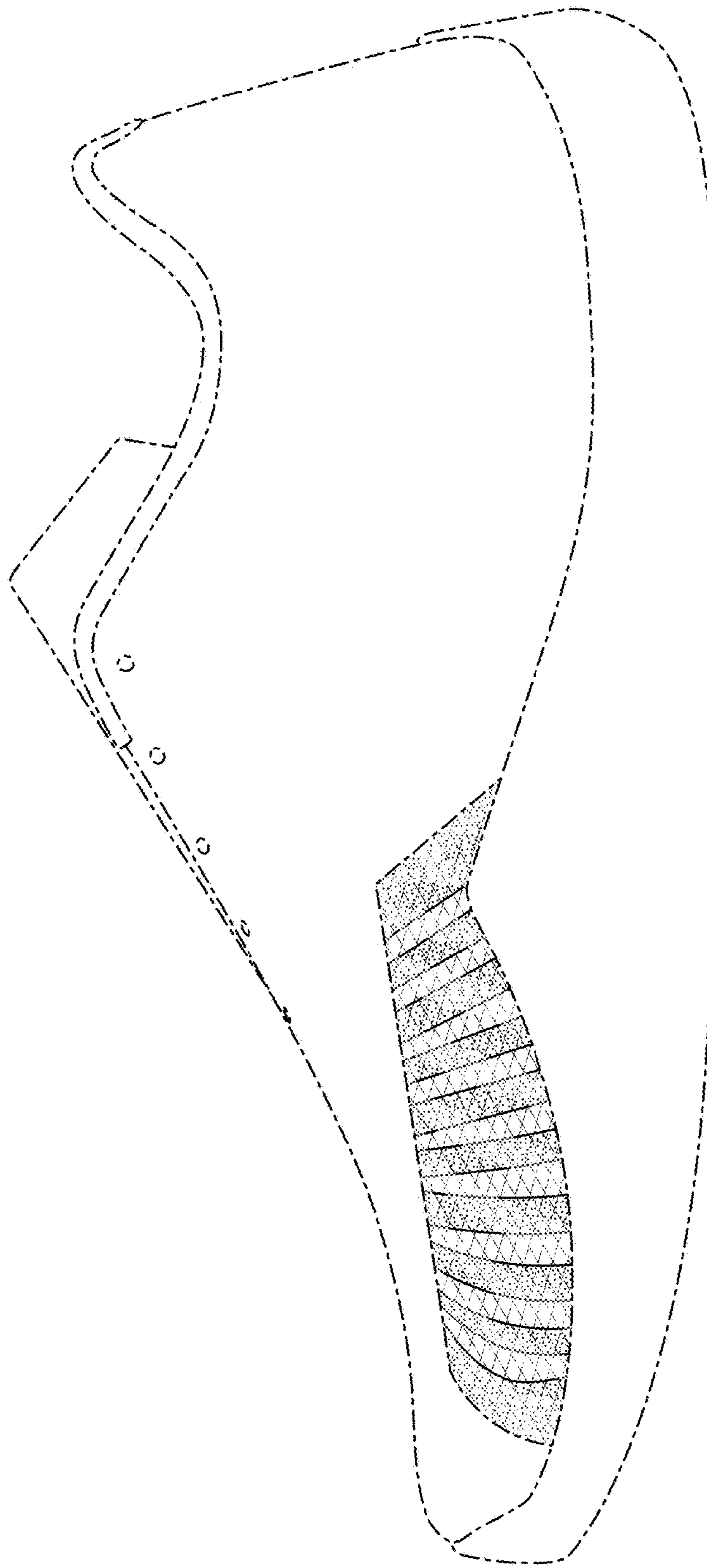


FIG. 5

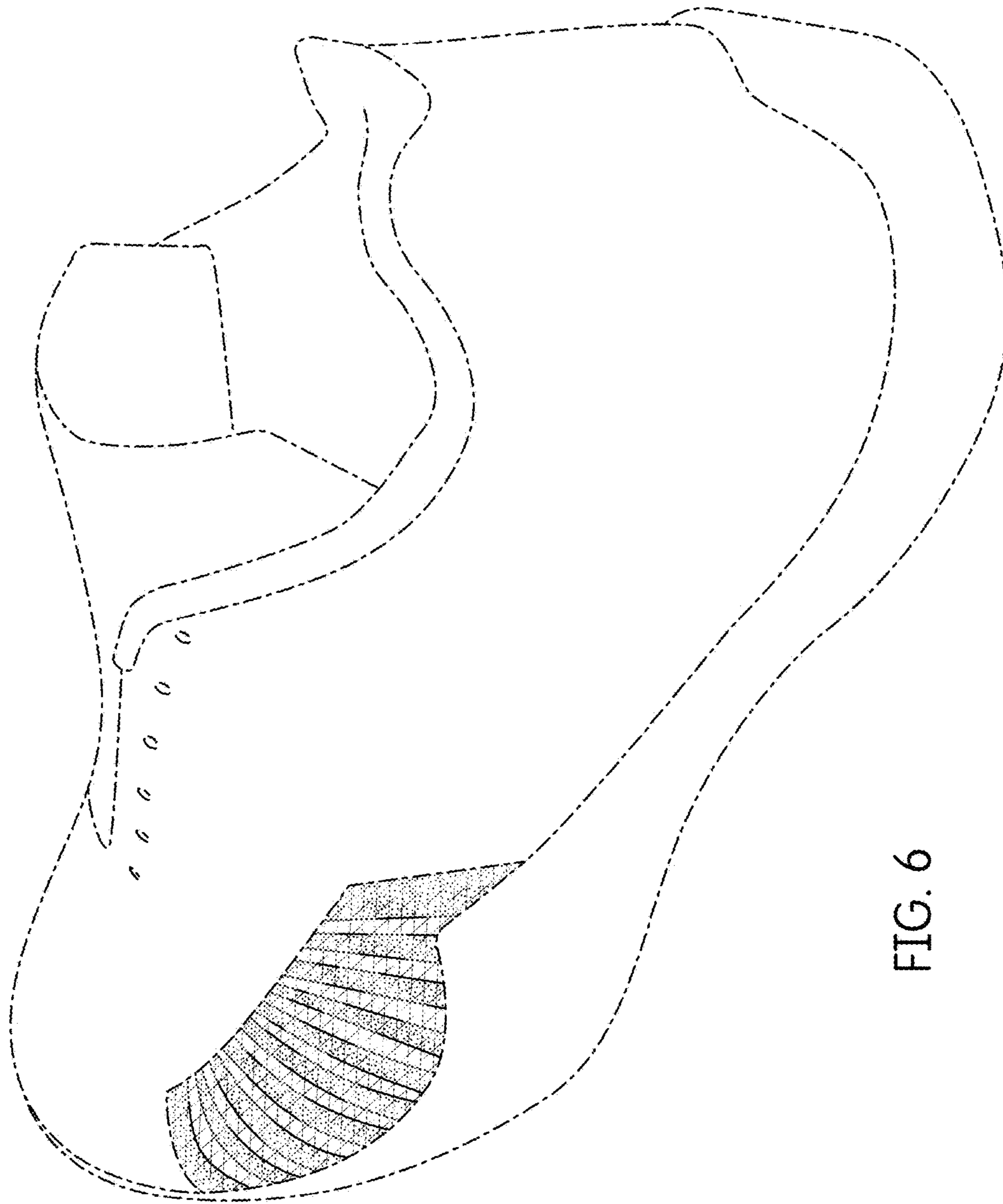


FIG. 6