



US00D774291S

(12) **United States Design Patent**
Archambeaud

(10) **Patent No.:** **US D774,291 S**

(45) **Date of Patent:** **** Dec. 20, 2016**

- (54) **HEEL FOR FOOTWEAR**
- (71) Applicant: **Bettina Vermillon**, Paris (FR)
- (72) Inventor: **Lorraine Archambeaud**, Paris (FR)
- (73) Assignee: **Bettina Vermillon** (FR)
- (**) Term: **14 Years**
- (21) Appl. No.: **29/520,662**
- (22) Filed: **Mar. 17, 2015**

- 2,934,840 A * 5/1960 Mistarz A43B 13/34
36/34 R
- 3,086,302 A * 4/1963 Sultan A43B 21/00
36/34 A
- 3,514,879 A * 6/1970 Frattallone A43B 21/46
36/42
- D258,621 S * 3/1981 Goldman D2/966
- D563,638 S * 3/2008 Guers-Neyrud D2/965
- D580,642 S * 11/2008 Guers-Neyraud D2/965
- D580,643 S * 11/2008 Guers-Neyraud D2/965
- D582,139 S * 12/2008 Choi D2/946
- D670,076 S * 11/2012 Choi D2/965
- D698,533 S * 2/2014 Peterson D2/915
- D720,125 S * 12/2014 Sassi D2/966
- D724,303 S * 3/2015 Manasra D2/966
- D740,010 S * 10/2015 Kirkwood D2/965

(Continued)

(30) **Foreign Application Priority Data**

Sep. 17, 2014 (EM) 002539940-0001

(51) **LOC (10) Cl.** **02-04**

(52) **U.S. Cl.**
USPC **D2/966**

(58) **Field of Classification Search**
USPC D2/896, 918, 925-942, 946, 964, 965,
D2/966, 967, 968, 972
CPC A43B 1/00; A43B 3/00; A43B 7/14;
A43B 7/1415; A43B 7/144; A43B 7/16;
A43B 21/00; A43B 21/02; A43B 21/025;
A43B 21/03; A43B 21/04; A43B 21/06;
A43B 21/08; A43B 21/18; A43B 21/20;
A43B 21/24; A43B 21/26; A43B 21/36;
A43B 21/38; A43B 21/54

See application file for complete search history.

(56) **References Cited**

U.S. PATENT DOCUMENTS

- D96,043 S * 6/1935 Lovejoy D2/966
- D97,467 S * 11/1935 Darragh 36/34 R
- D142,532 S * 10/1945 Scherini D2/966
- D176,385 S * 12/1955 Silber D2/966

Primary Examiner — Elizabeth J Oswecki

(74) *Attorney, Agent, or Firm* — St. Onge, Steward,
Johnston & Reens

(57) **CLAIM**

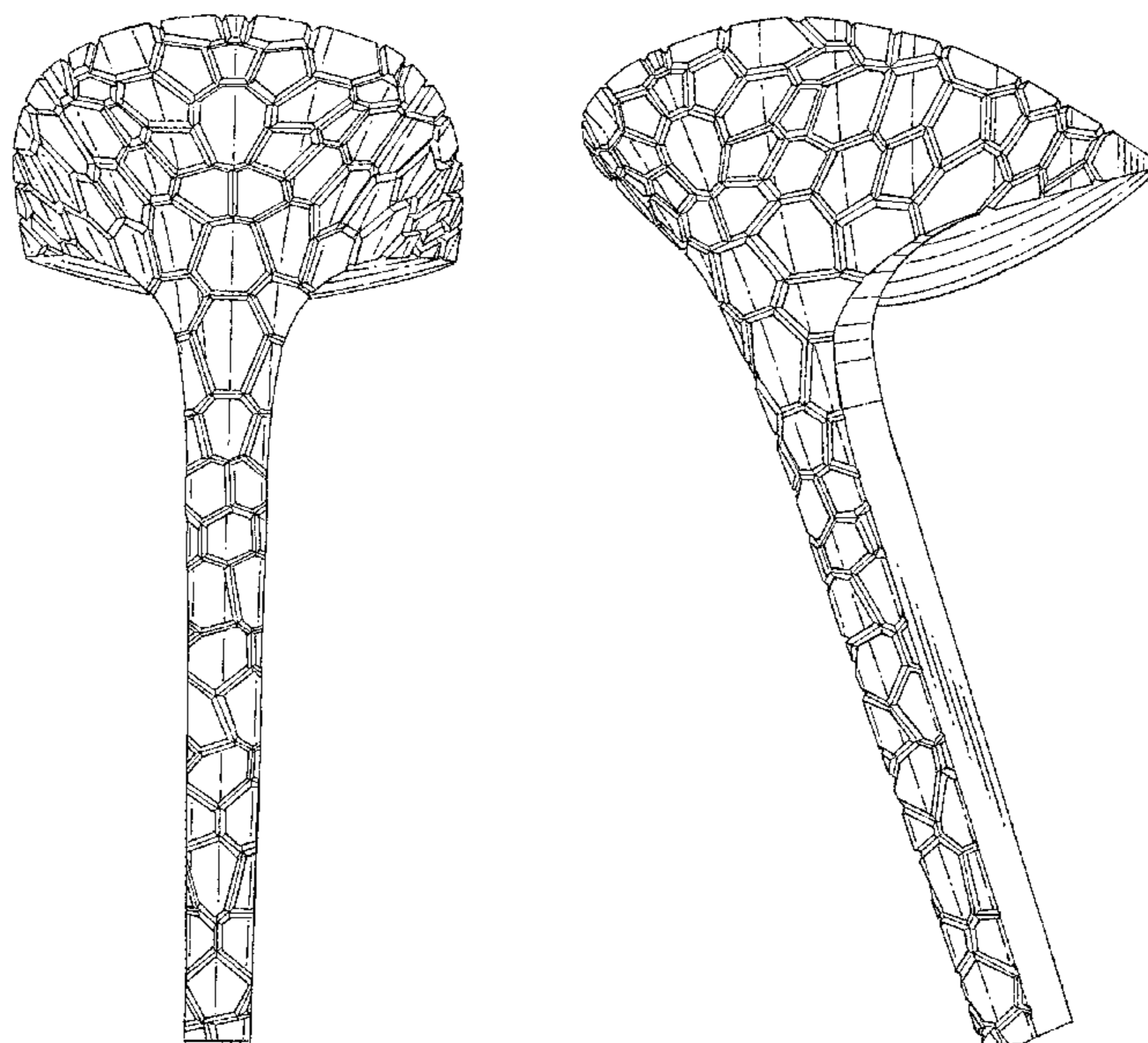
The ornamental design for a heel for footwear, as shown and described.

DESCRIPTION

FIG. 1 is a front elevational view of a heel for footwear showing my new design;
FIG. 2 is a front left side isometric view thereof;
FIG. 3 is a left side elevational view thereof, the right side elevational view being a mirror image view thereof;
FIG. 4 is a right side isometric view thereof;
FIG. 5 is a bottom rear isometric view thereof;
FIG. 6 is a rear isometric view thereof; and,
FIG. 7 is a bottom isometric view thereof.

All surfaces not shown form no part of the claimed design. The broken lines shown in FIGS. 4-7 illustrate portions of the heel for footwear that form no part of the claimed design.

1 Claim, 7 Drawing Sheets



(56)

References Cited

U.S. PATENT DOCUMENTS

D744,220 S * 12/2015 Slimane D2/966
D744,736 S * 12/2015 Rayford D2/966

* cited by examiner

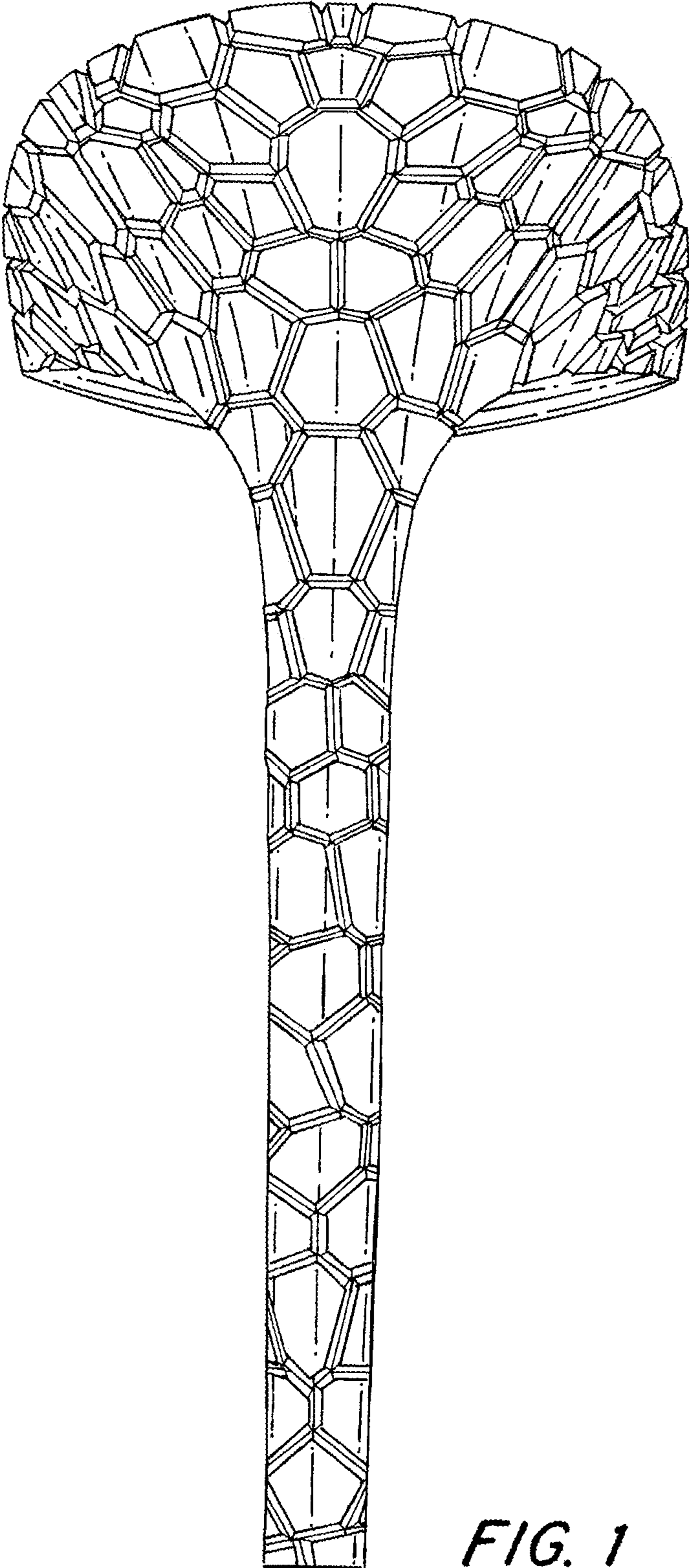


FIG. 1

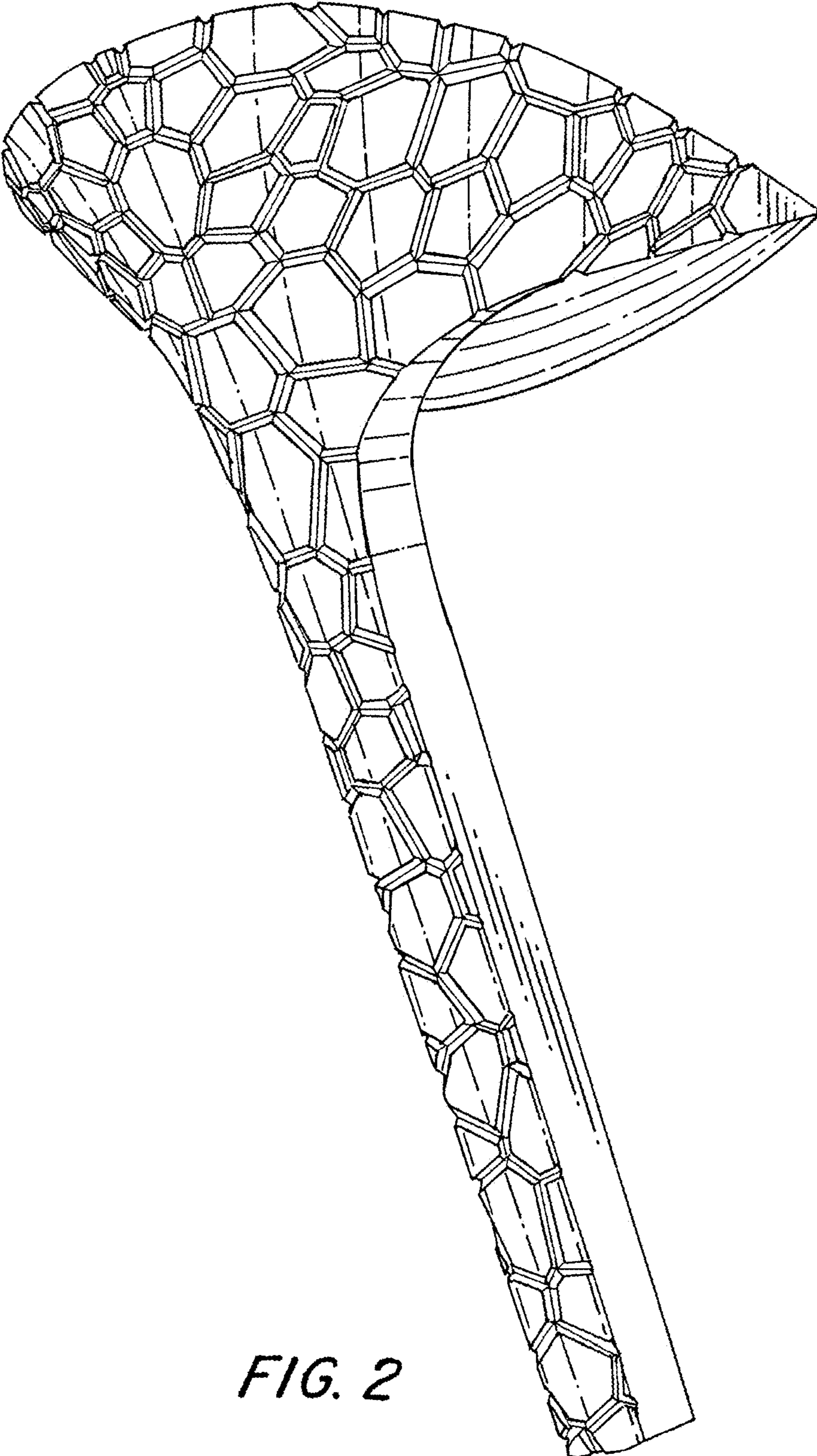


FIG. 2

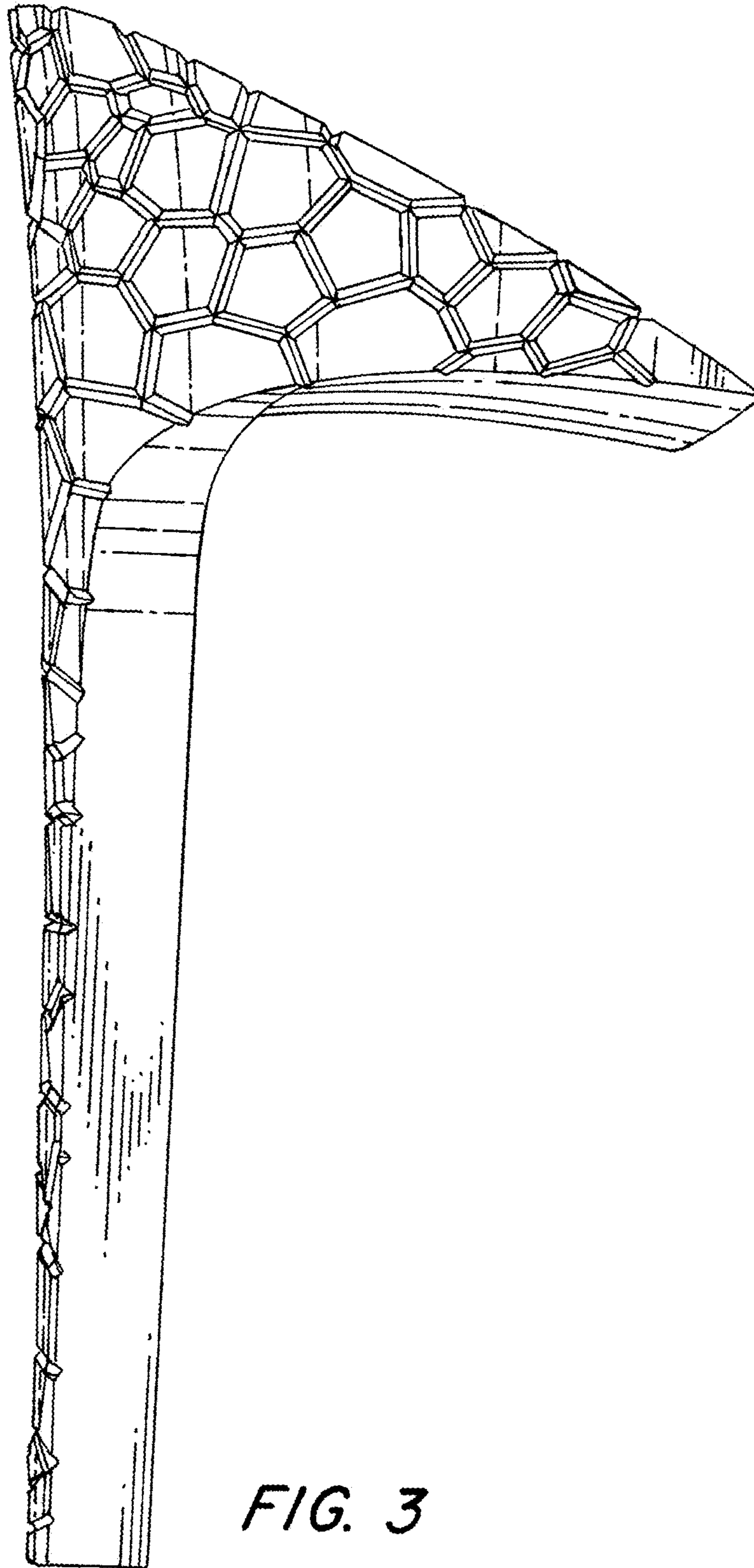


FIG. 3

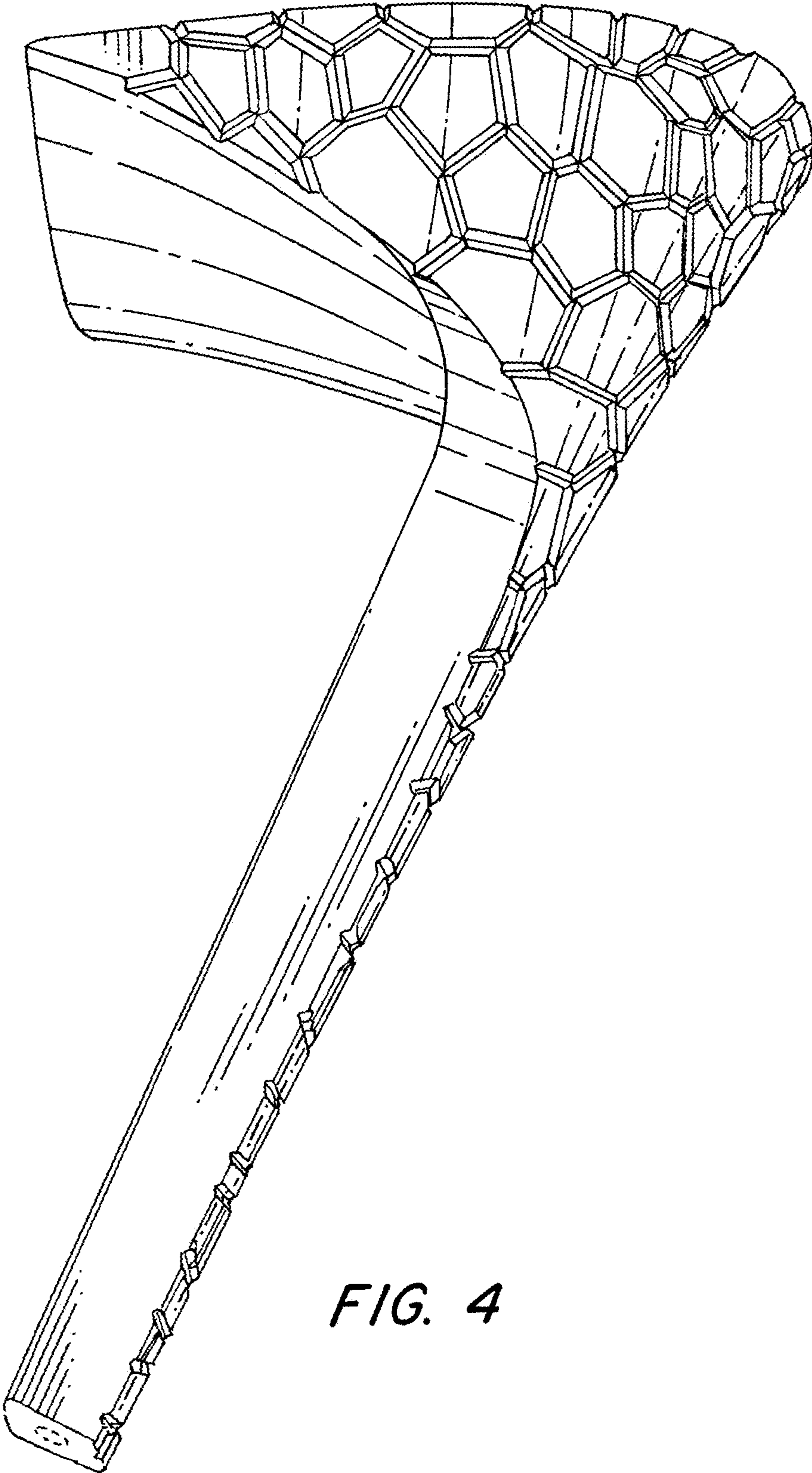
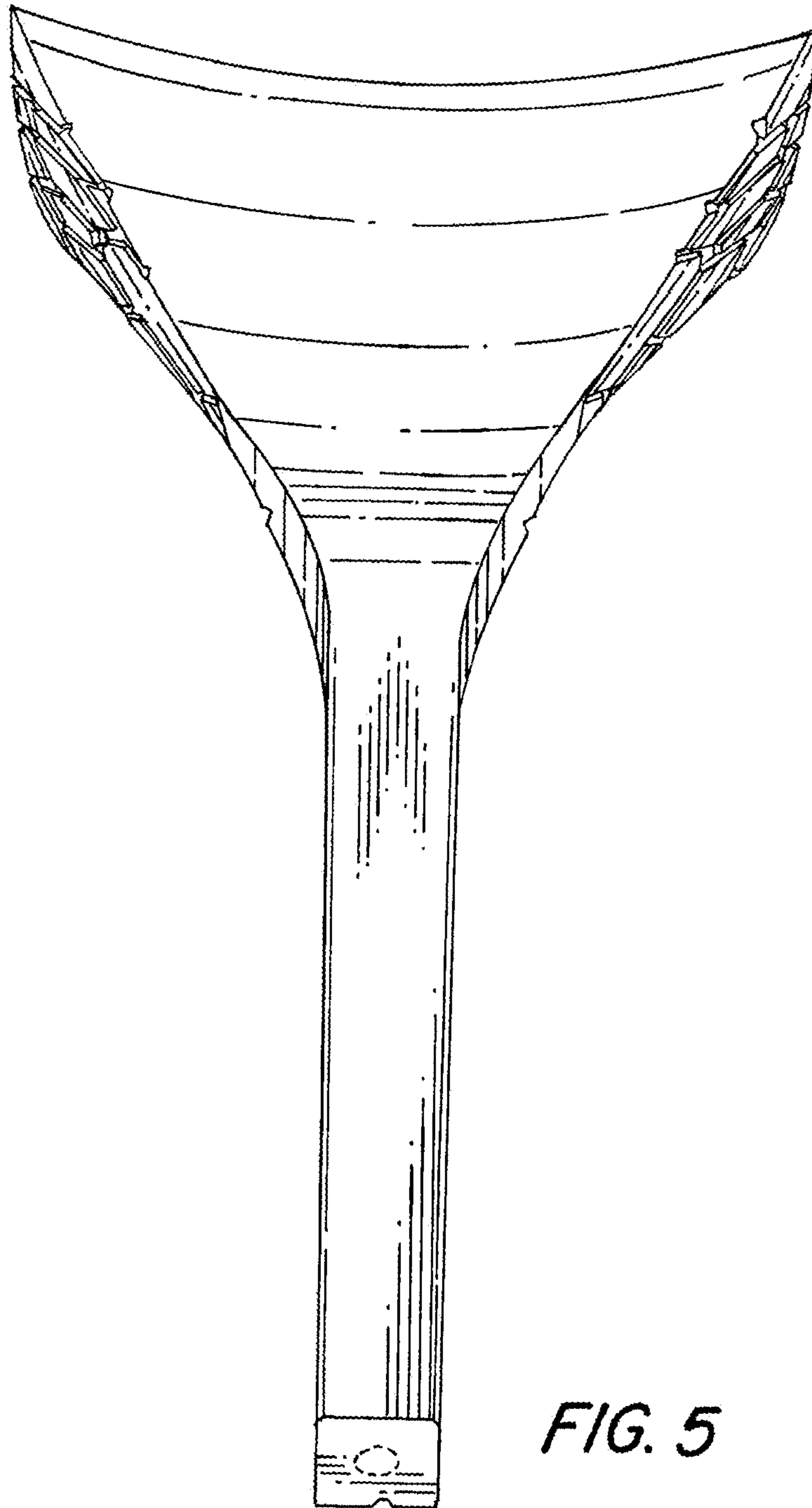


FIG. 4



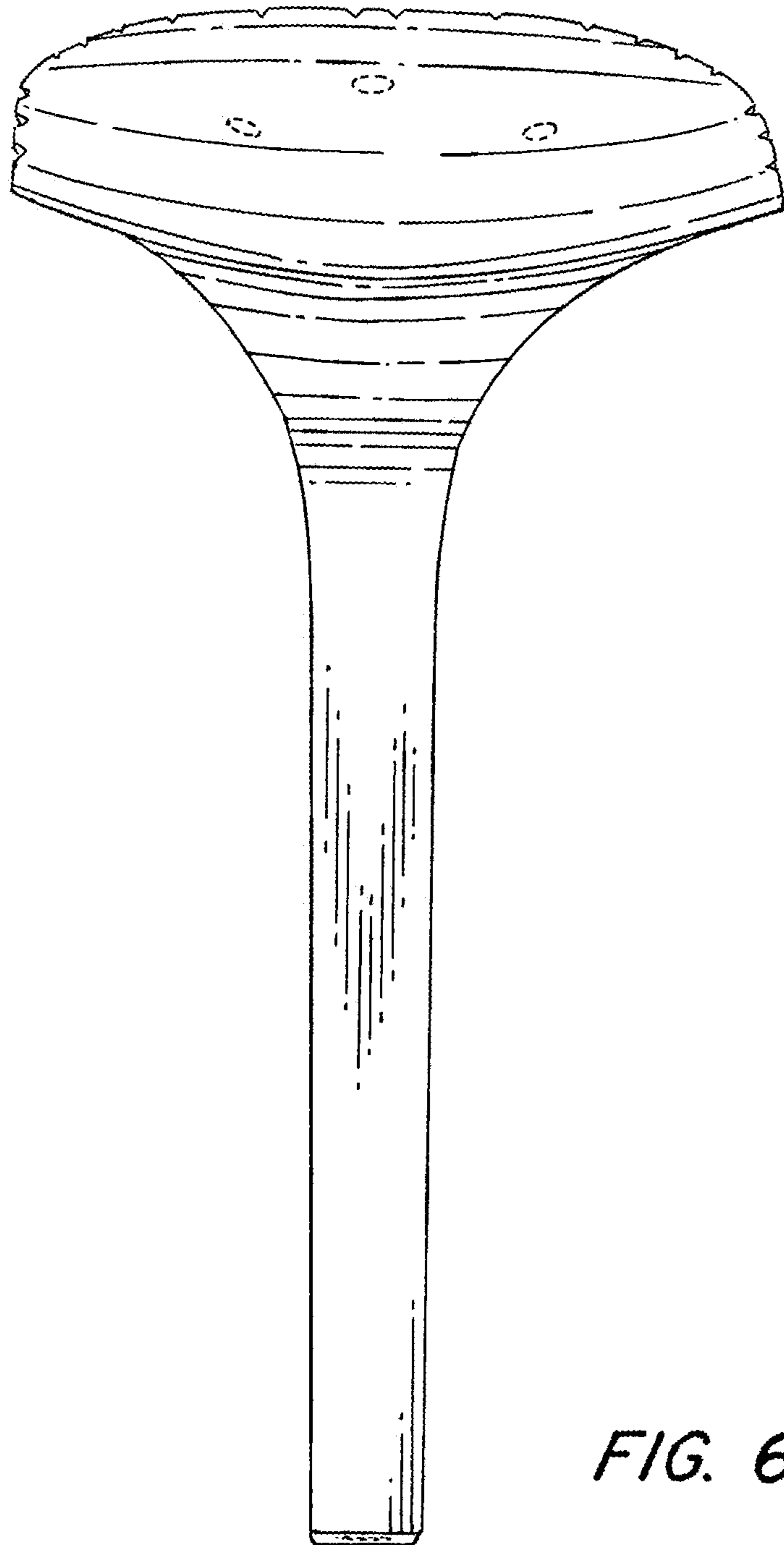


FIG. 6

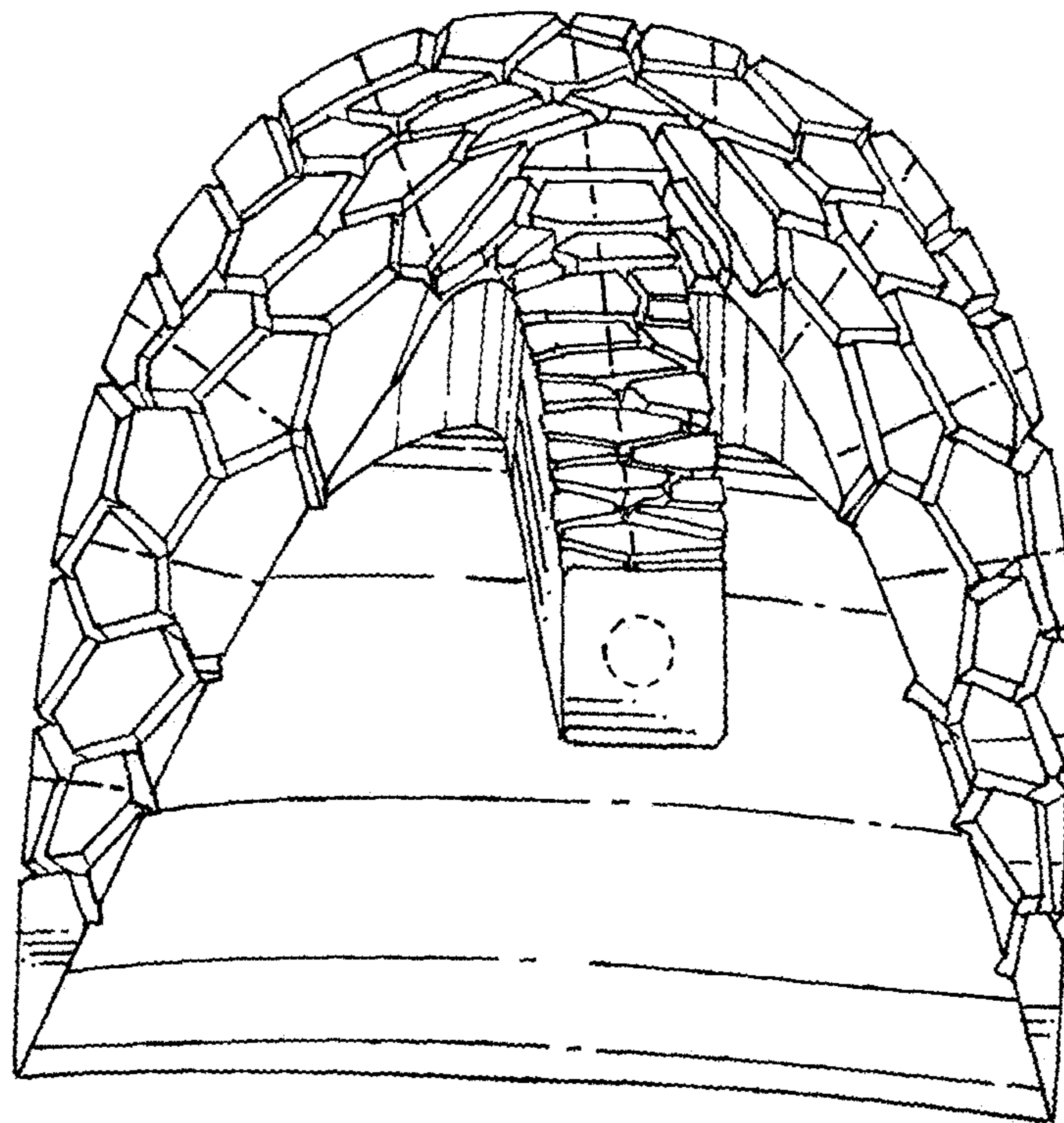


FIG. 7