



US00D774290S

(12) **United States Design Patent**
Taestensen

(10) **Patent No.:** **US D774,290 S**

(45) **Date of Patent:** **** Dec. 20, 2016**

(54) **SHOE**

(71) Applicant: **ECCO SKO A/S**, Bredebro (DK)

(72) Inventor: **Niki Taestensen**, Hamburg (DE)

(73) Assignee: **ECCO SKO A/S**, Bredebro (DK)

(**) Term: **15 Years**

(21) Appl. No.: **29/533,092**

(22) Filed: **Jul. 14, 2015**

(51) **LOC (10) Cl.** **02-04**

(52) **U.S. Cl.**

USPC **D2/957**; D2/951; D2/960

(58) **Field of Classification Search**

USPC D2/896, 902, 907, 908, 909, 910, 911,
D2/912, 943, 944, 946, 947, 951, 953,
D2/960, 969, 970, 972

CPC A43B 5/00; A43B 5/001; A43B 5/002;
A43B 5/003; A43B 5/005; A43B 5/007;
A43B 5/02; A43B 5/025; A43B
5/008; A43B 5/06; A43B 5/08; A43B
5/10; A43B 5/14

See application file for complete search history.

(56) **References Cited**

U.S. PATENT DOCUMENTS

D114,457 S *	4/1939	Ochs	D2/944
D130,425 S *	11/1941	Daniels	D2/944
3,566,487 A *	3/1971	Beightol	A61F 13/043 36/110
D379,113 S *	5/1997	McDonald	D2/907
D520,220 S *	5/2006	Morgan	D2/954
D587,001 S *	2/2009	Jarvis	D2/972
D600,895 S *	9/2009	Morgan	D2/951
D639,542 S *	6/2011	Lamont	D2/907
D643,195 S *	8/2011	Yi	D2/951
D653,437 S *	2/2012	Mongelli	D2/951

D666,794 S *	9/2012	Walton	D2/944
D670,479 S *	11/2012	Maier	D2/902
D675,002 S *	1/2013	Marvin	D2/951
D707,928 S *	7/2014	Castellon	D2/947
D713,135 S *	9/2014	Tucker	D2/951
D722,226 S *	2/2015	Williams, Jr.	D2/972
D723,782 S *	3/2015	Miner	D2/947
D723,783 S *	3/2015	Miner	D2/947
D723,784 S *	3/2015	Miner	D2/947
D723,785 S *	3/2015	Miner	D2/951
D724,297 S *	3/2015	Oliver	D2/951
D725,881 S *	4/2015	Weeks	D2/951
D735,454 S *	8/2015	Yun	D2/951
D735,983 S *	8/2015	Cietto	D2/951
D736,506 S *	8/2015	Kasprzak	D2/947
D736,509 S *	8/2015	Bikowski	D2/951
D737,030 S *	8/2015	Bizzo	D2/951
D738,084 S *	9/2015	Feeney	D2/907
D744,214 S *	12/2015	McMillan	D2/951
D746,564 S *	1/2016	Wright	D2/951
D753,906 S *	4/2016	Kasprzak	D2/907

(Continued)

Primary Examiner — Elizabeth J Oswecki

(74) *Attorney, Agent, or Firm* — Cantor Colburn LLP

(57) **CLAIM**

The ornamental design for a shoe, as shown and described.

DESCRIPTION

FIG. 1 is a perspective view of a shoe, showing my new design;

FIG. 2 is a top plan view thereof;

FIG. 3 is a bottom plan view thereof;

FIG. 4 is a side elevation view thereof;


FIG. 5 is an opposite side elevation view thereof;

FIG. 6 is a front elevation view thereof; and,

FIG. 7 is a rear elevation view thereof.

The broken lines shown in the drawings represent portions of the shoe that form no part of the claimed design.

1 Claim, 7 Drawing Sheets



(56)

References Cited

U.S. PATENT DOCUMENTS

2014/0041261 A1* 2/2014 Walker A43B 3/0057
36/25 R
2014/0150297 A1* 6/2014 Holmes A43B 13/125
36/103

* cited by examiner

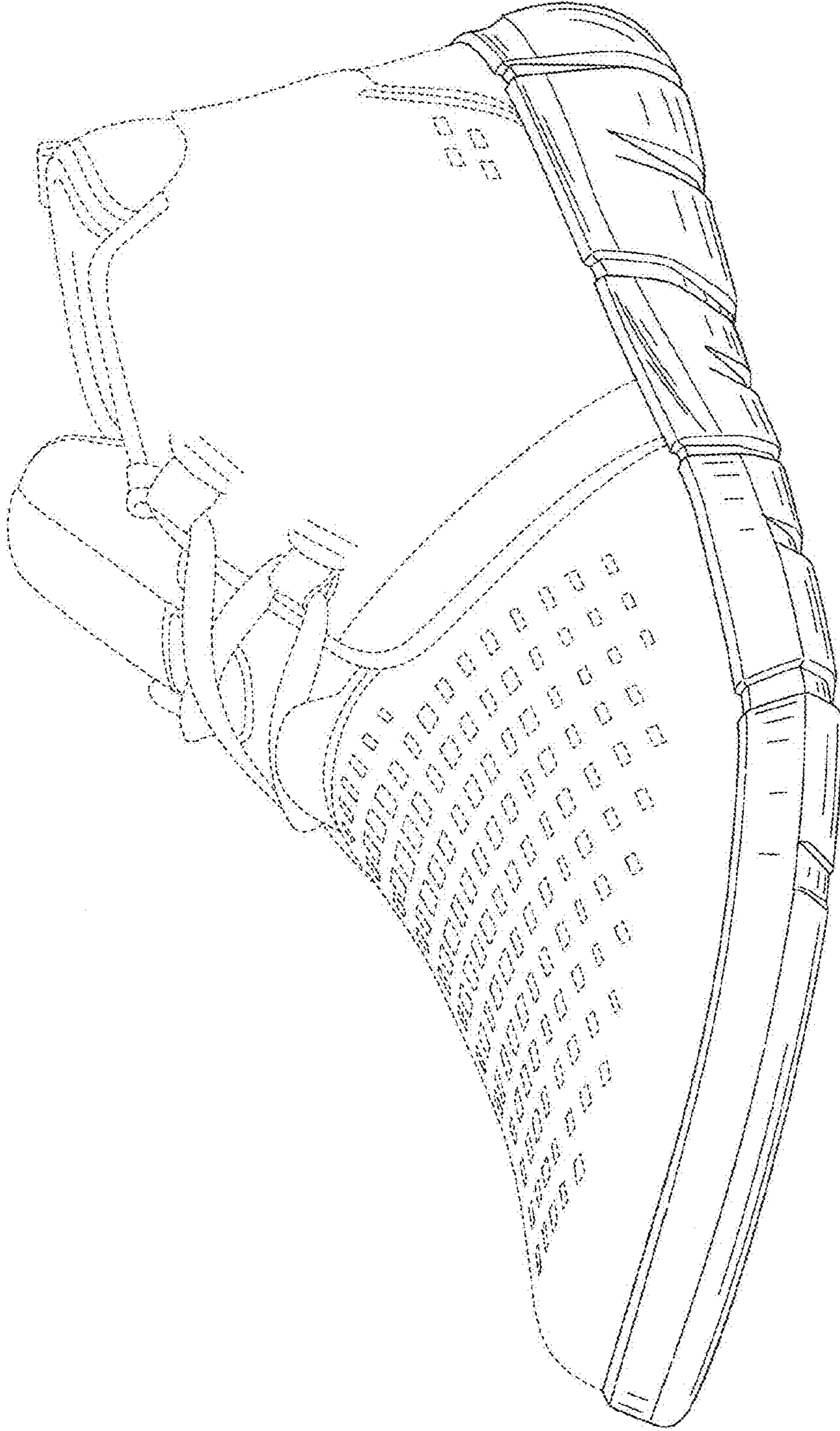


FIG 1

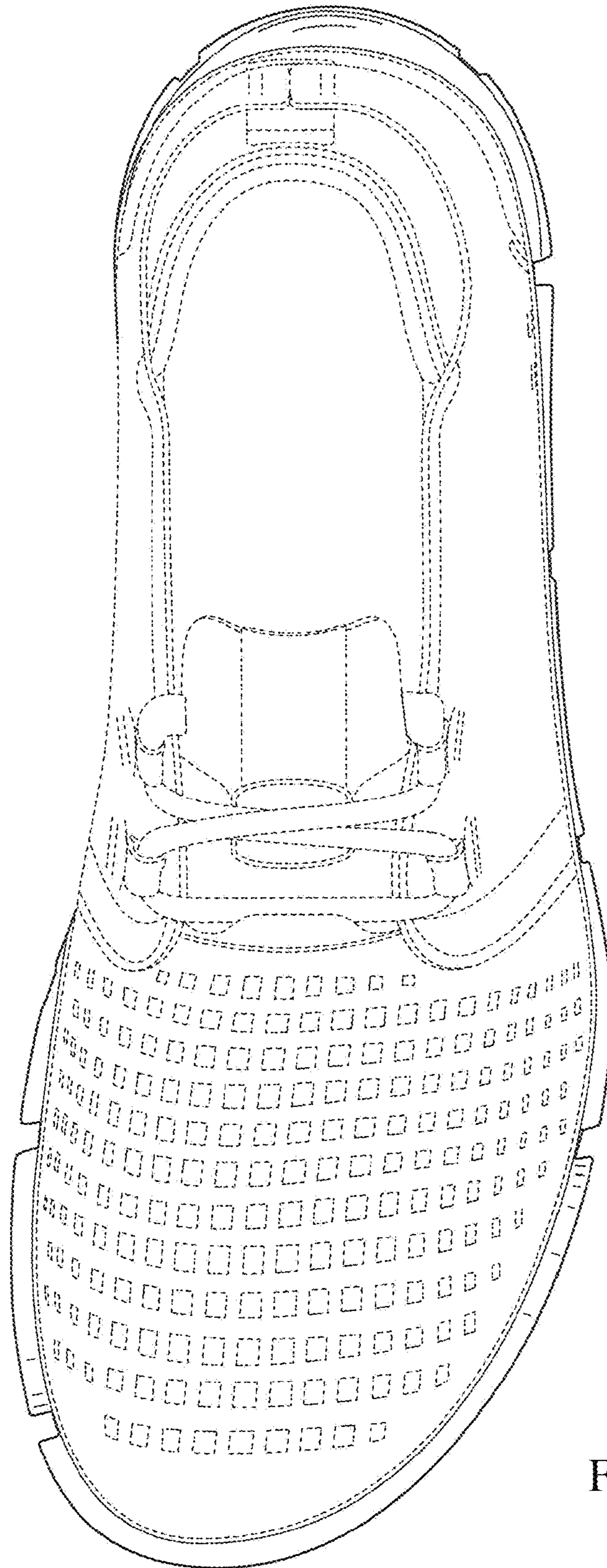


FIG 2

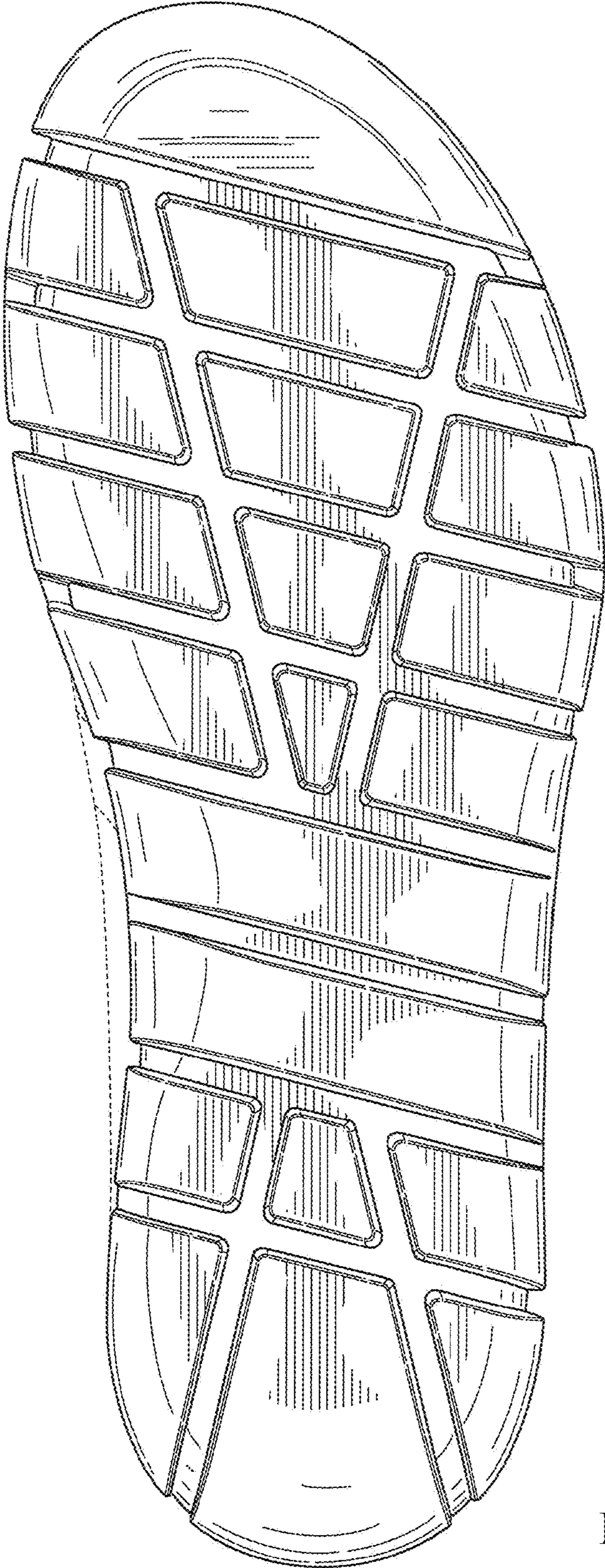


FIG 3

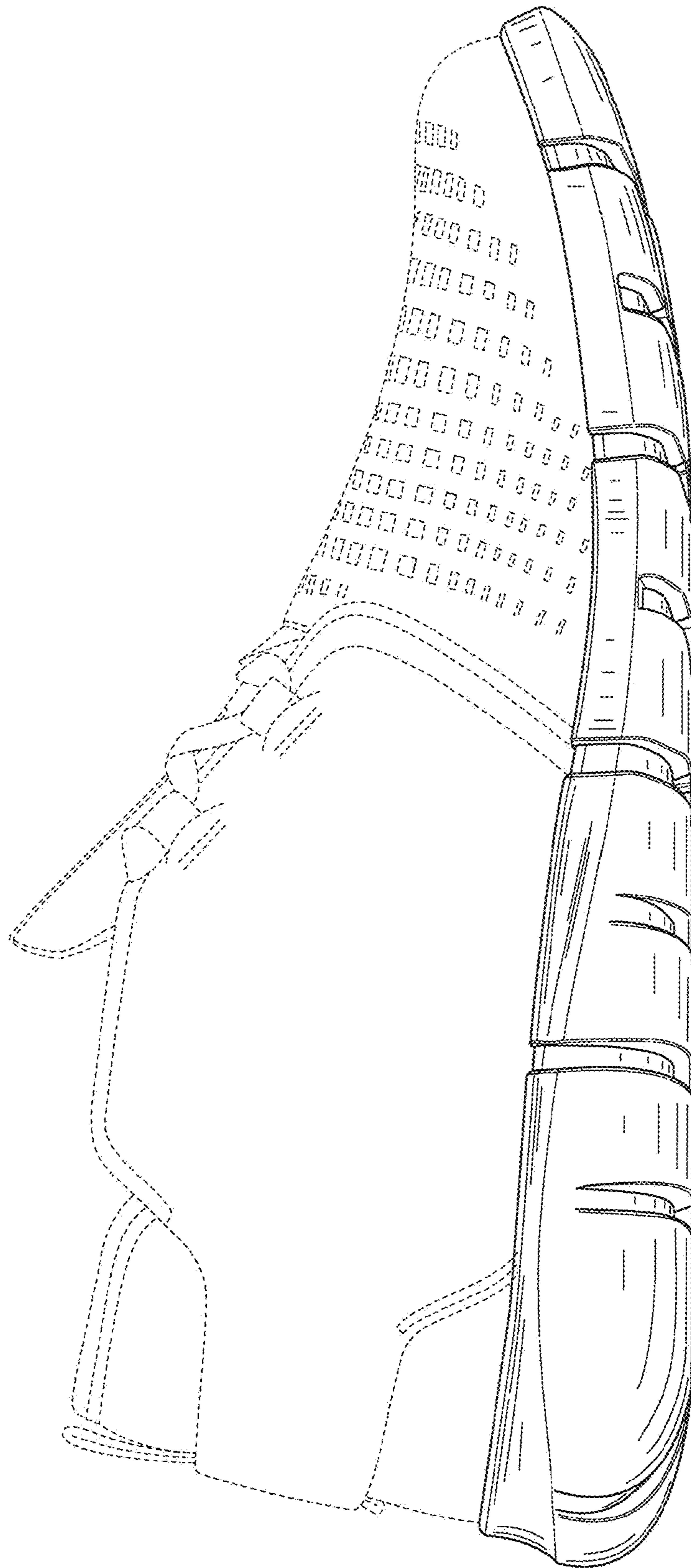


FIG 4

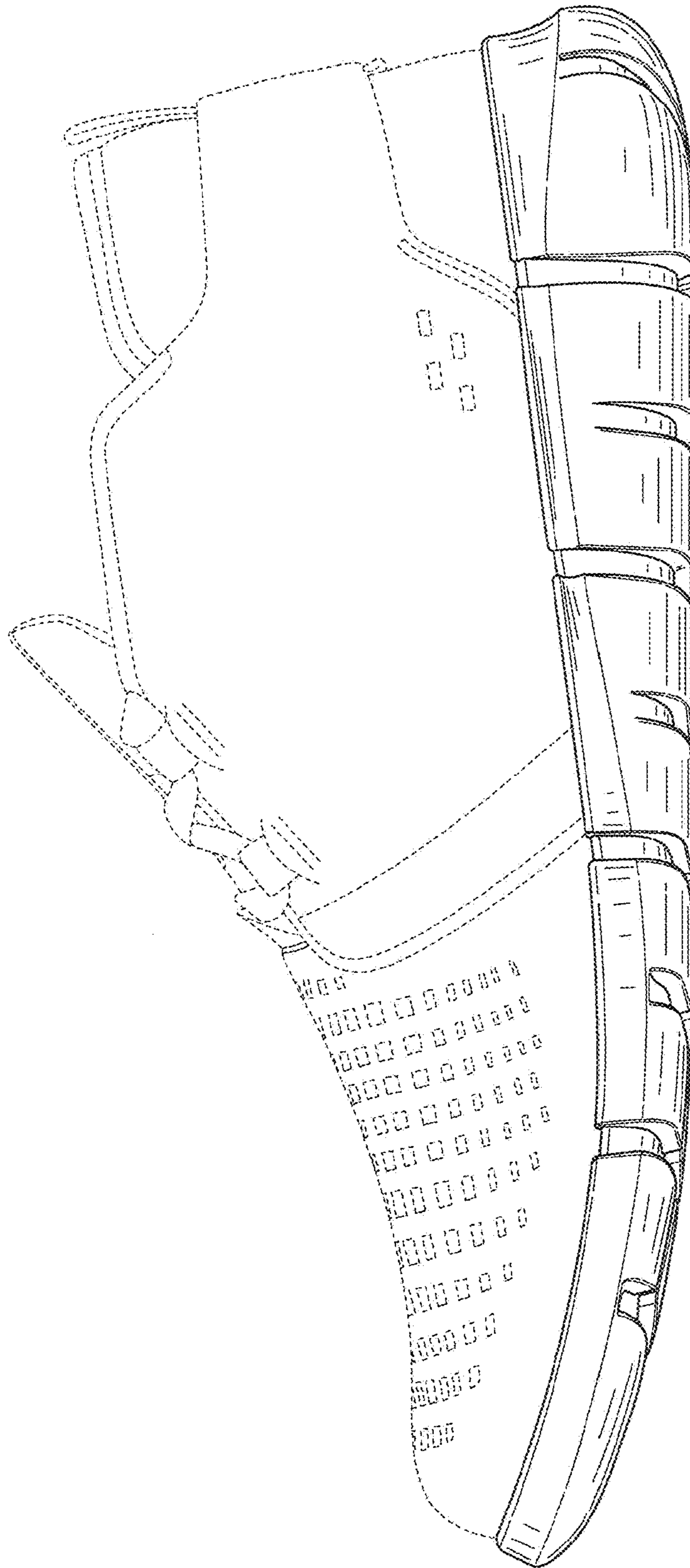


FIG 5

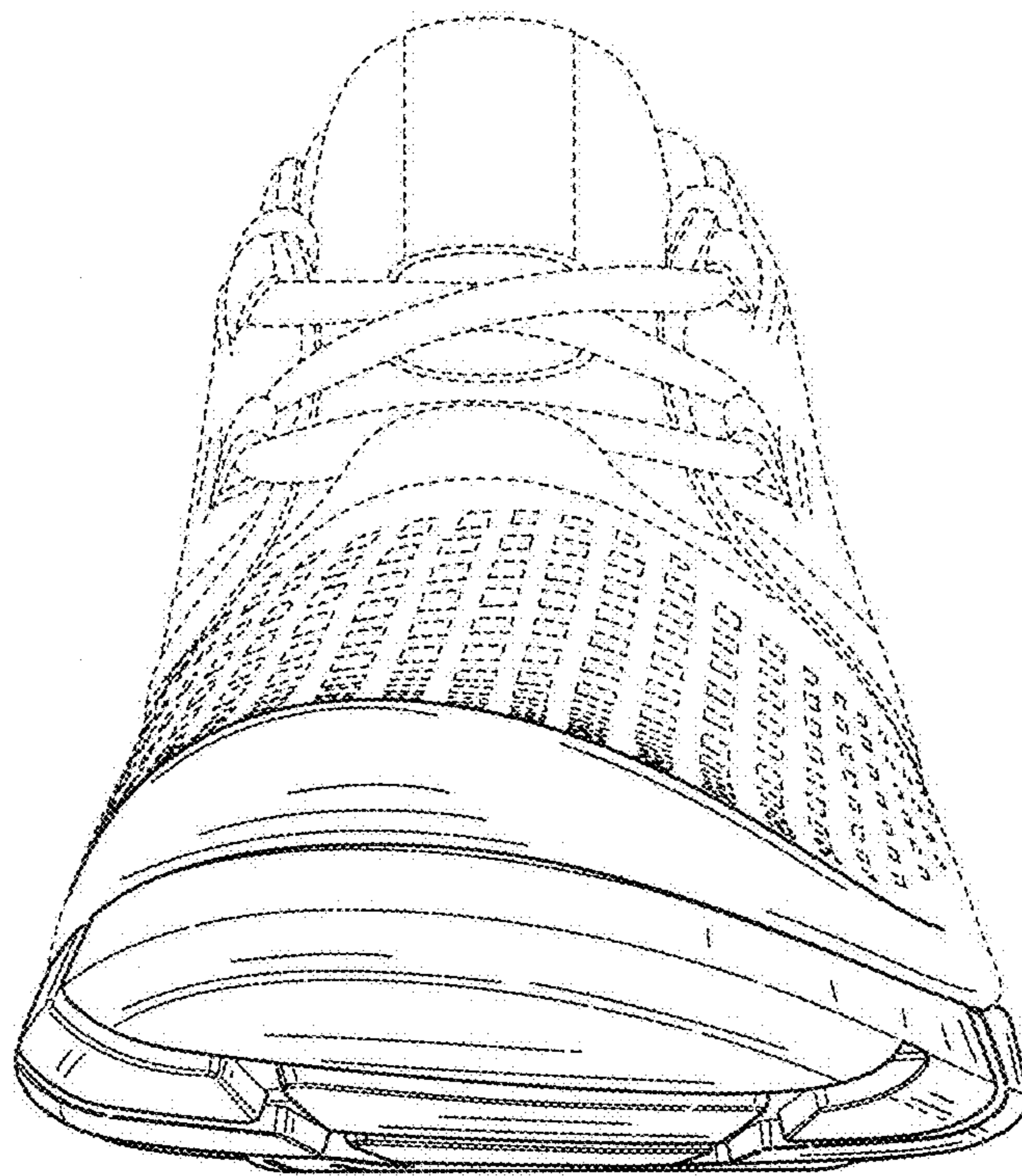


FIG 6

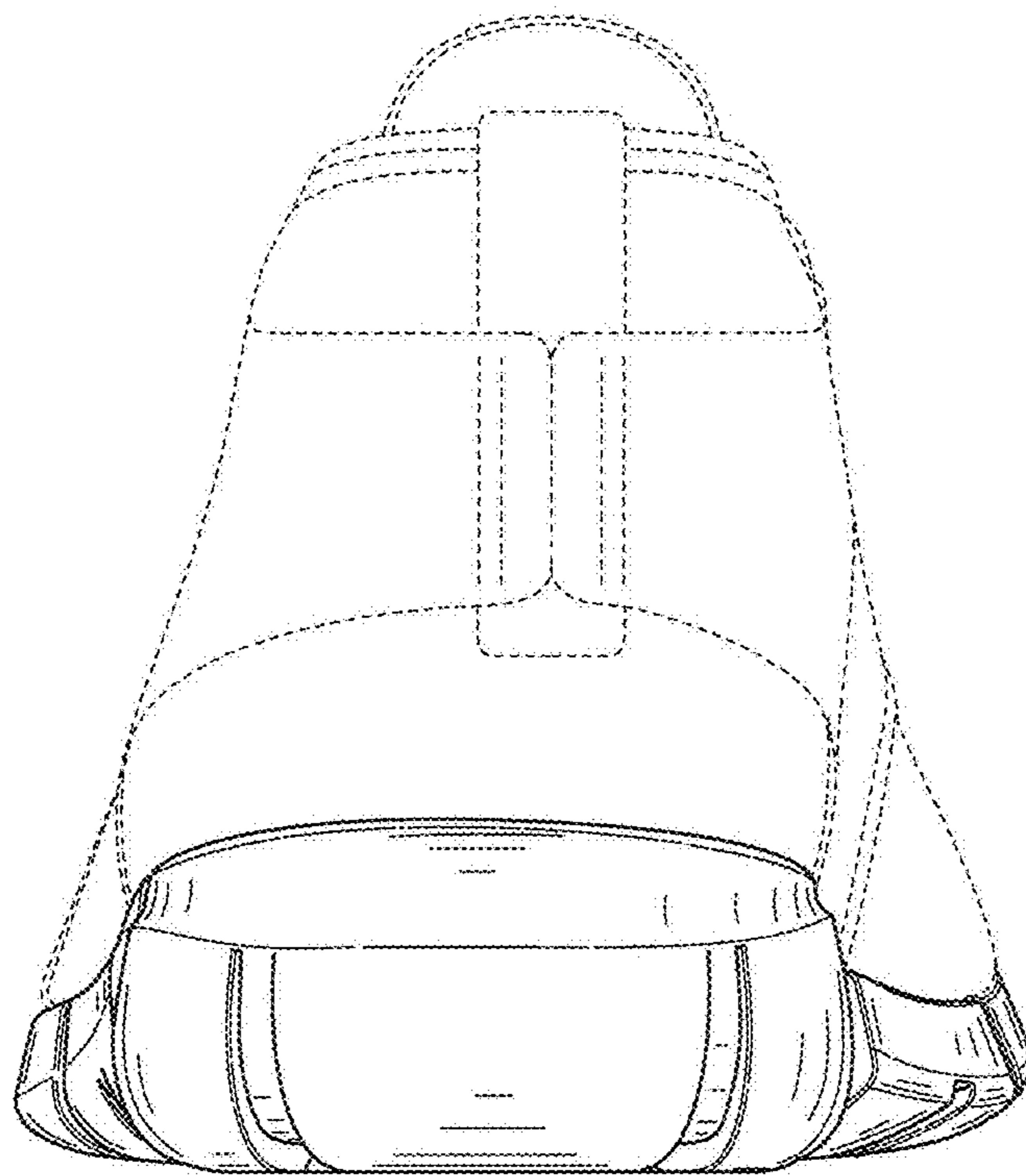


FIG 7