



US00D774287S

(12) **United States Design Patent**
Taestensen

(10) **Patent No.:** **US D774,287 S**

(45) **Date of Patent:** **** Dec. 20, 2016**

- (54) **SHOE**
- (71) Applicant: **ECCO SKO A/S**, Bredebro (DK)
- (72) Inventor: **Niki Taestensen**, Hamburg (DE)
- (73) Assignee: **ECCO SKO A/S**, Bredebro (DK)
- (**) Term: **15 Years**
- (21) Appl. No.: **29/533,097**
- (22) Filed: **Jul. 14, 2015**
- (51) **LOC (10) Cl.** **02-04**
- (52) **U.S. Cl.**
USPC **D2/908; D2/944; D2/945**
- (58) **Field of Classification Search**
USPC D2/896, 902, 907, 908, 909, 910, 911,
D2/912, 943, 944, 945, 946, 947, 951,
D2/957, 960, 969, 972, 977
CPC A43B 5/00; A43B 5/001; A43B 5/002;
A43B 5/003; A43B 5/005; A43B 5/006;
A43B 5/007; A43B 5/008; A43B
5/02; A43B 5/025; A43B 5/06; A43B
5/08; A43B 5/10; A43B 5/14
See application file for complete search history.

(56) **References Cited**

U.S. PATENT DOCUMENTS

- 2,457,944 A * 1/1949 Vlastos A43B 7/06
36/3 B
- 4,468,870 A * 9/1984 Sternberg A43B 5/00
36/127
- 4,888,887 A * 12/1989 Solow A43B 7/082
36/147
- D335,385 S * 5/1993 Kawabata D2/908

- D356,663 S * 3/1995 Ueda D2/902
- D487,610 S * 3/2004 Lin D2/907
- D511,608 S * 11/2005 Carnes D2/908
- D511,609 S * 11/2005 Magro D2/902
- D511,879 S * 11/2005 Caine D2/908
- D541,521 S * 5/2007 Smith D2/972
- D542,517 S * 5/2007 Hulbert D2/969
- D548,940 S * 8/2007 Hulbert D2/969
- D548,941 S * 8/2007 Hulbert D2/969
- D646,471 S * 10/2011 Mahoney D2/907
- D651,787 S * 1/2012 Mahoney D2/902
- D675,418 S * 2/2013 Van Zyll De Jong D2/945
- D677,865 S * 3/2013 Van Zyll De Jong D2/945
- D682,515 S * 5/2013 Della Valle D2/908
- D743,151 S * 11/2015 Toliver D2/944
- D753,906 S * 4/2016 Kasprzak D2/907
- D762,353 S * 8/2016 Sirius-El D2/907

* cited by examiner

Primary Examiner — Elizabeth J Oswecki

(74) *Attorney, Agent, or Firm* — Cantor Colburn LLP

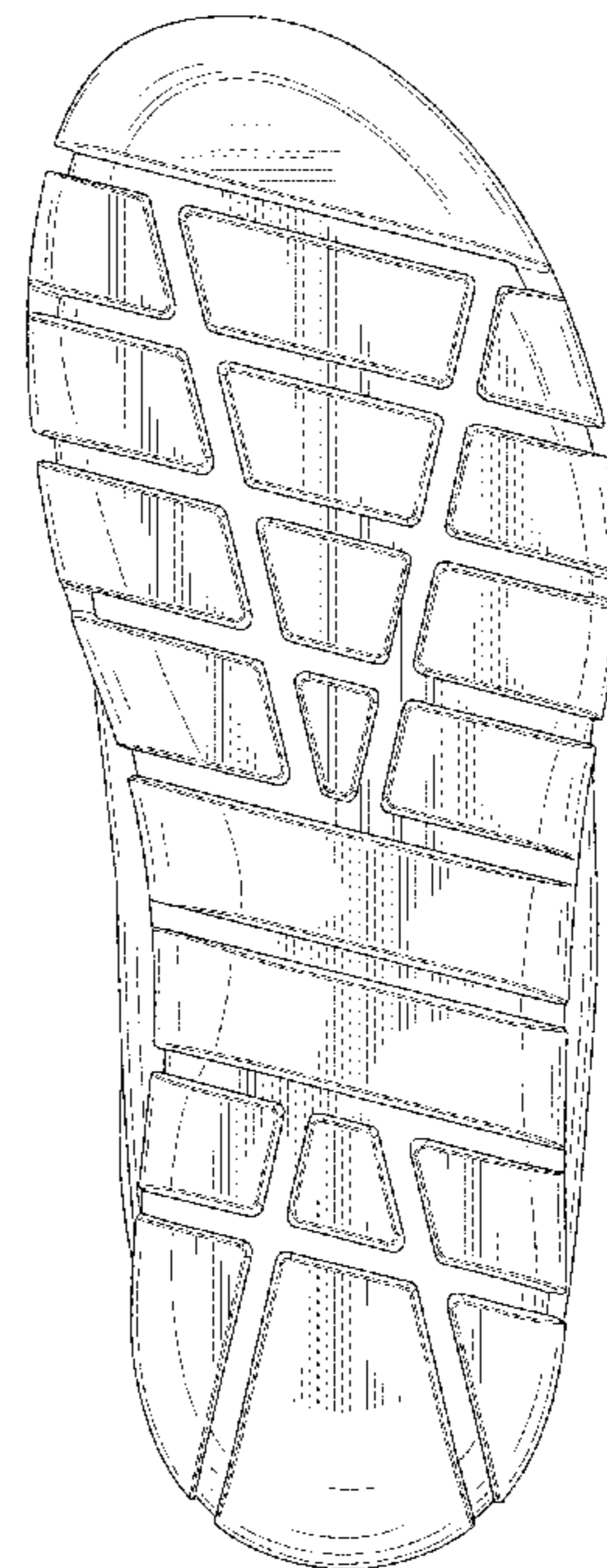

(57) **CLAIM**

The ornamental design for a shoe, as shown and described.

DESCRIPTION

FIG. 1 is a perspective view of a shoe, showing my new design;
 FIG. 2 is a top plan view thereof;
 FIG. 3 is a bottom plan view thereof;
 FIG. 4 is a side elevation view thereof;
 FIG. 5 is an opposite side elevation view thereof;
 FIG. 6 is a front elevation view thereof; and,
 FIG. 7 is a rear elevation view thereof.
 The broken lines shown in the drawings represent portions of the Shoe that form no part of the claimed design.

1 Claim, 7 Drawing Sheets






FIG. 1

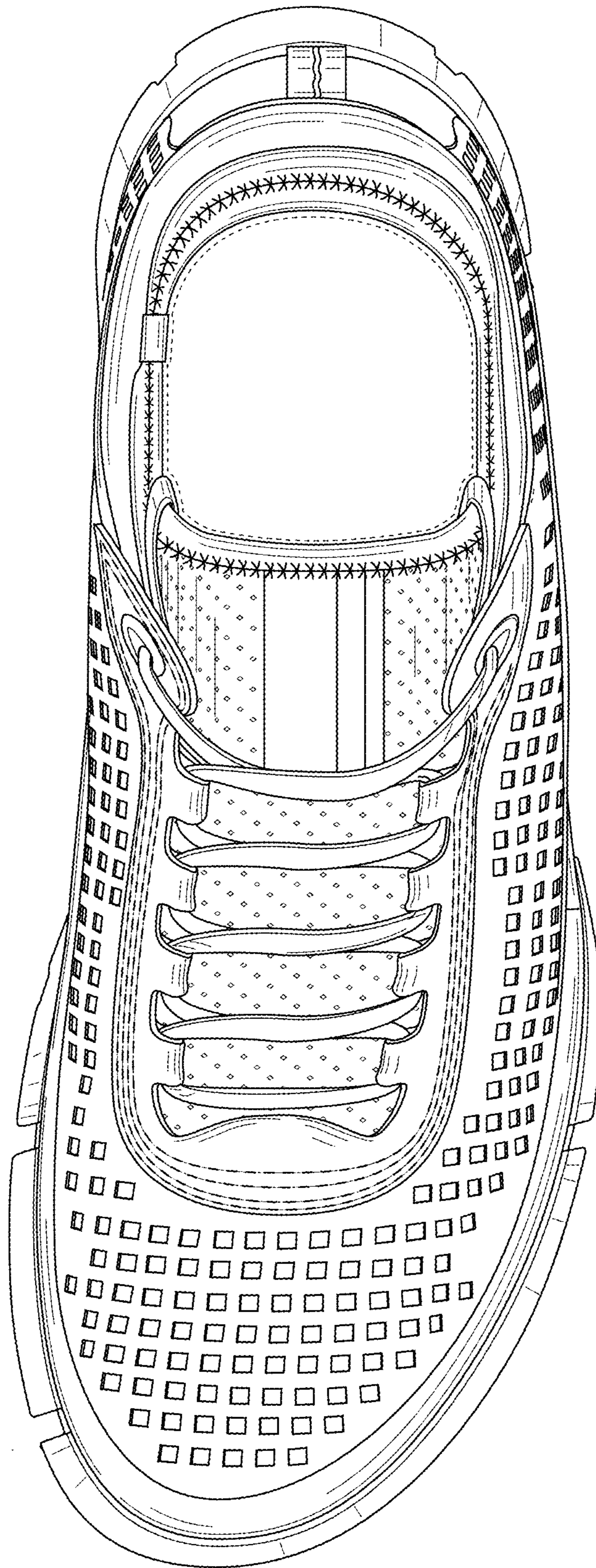


FIG. 2

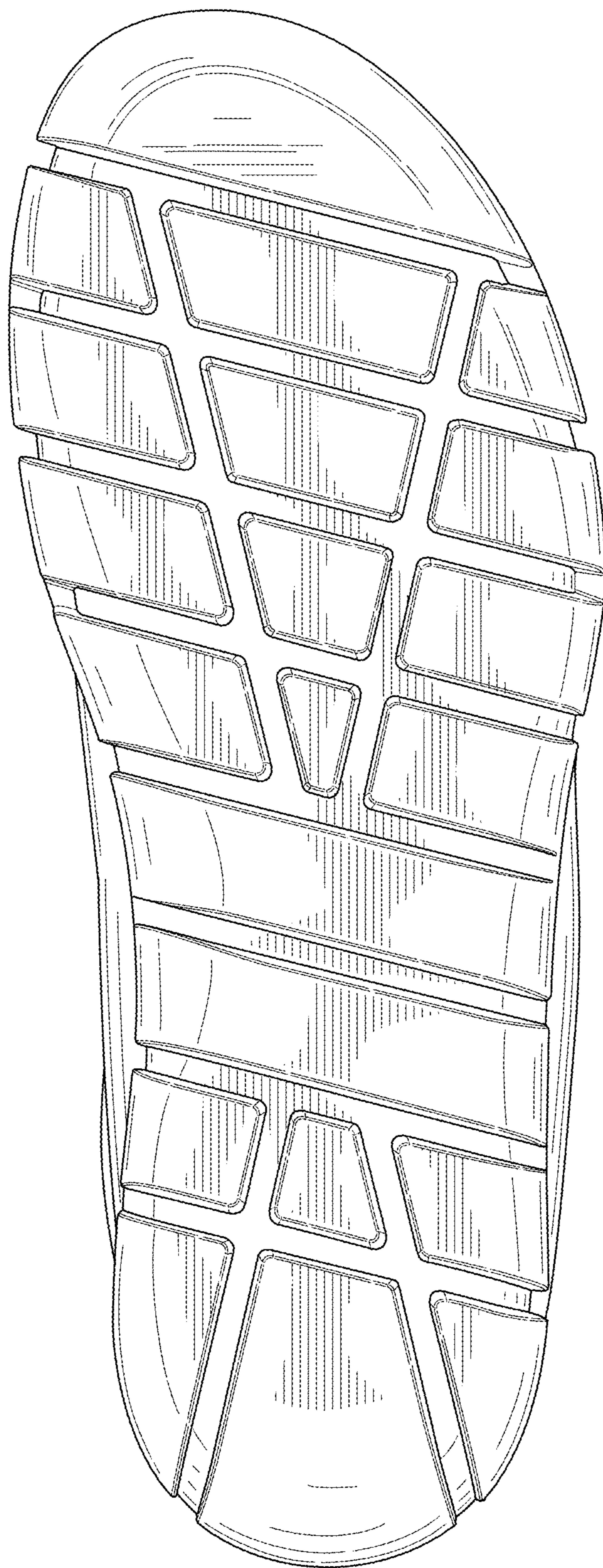


FIG. 3

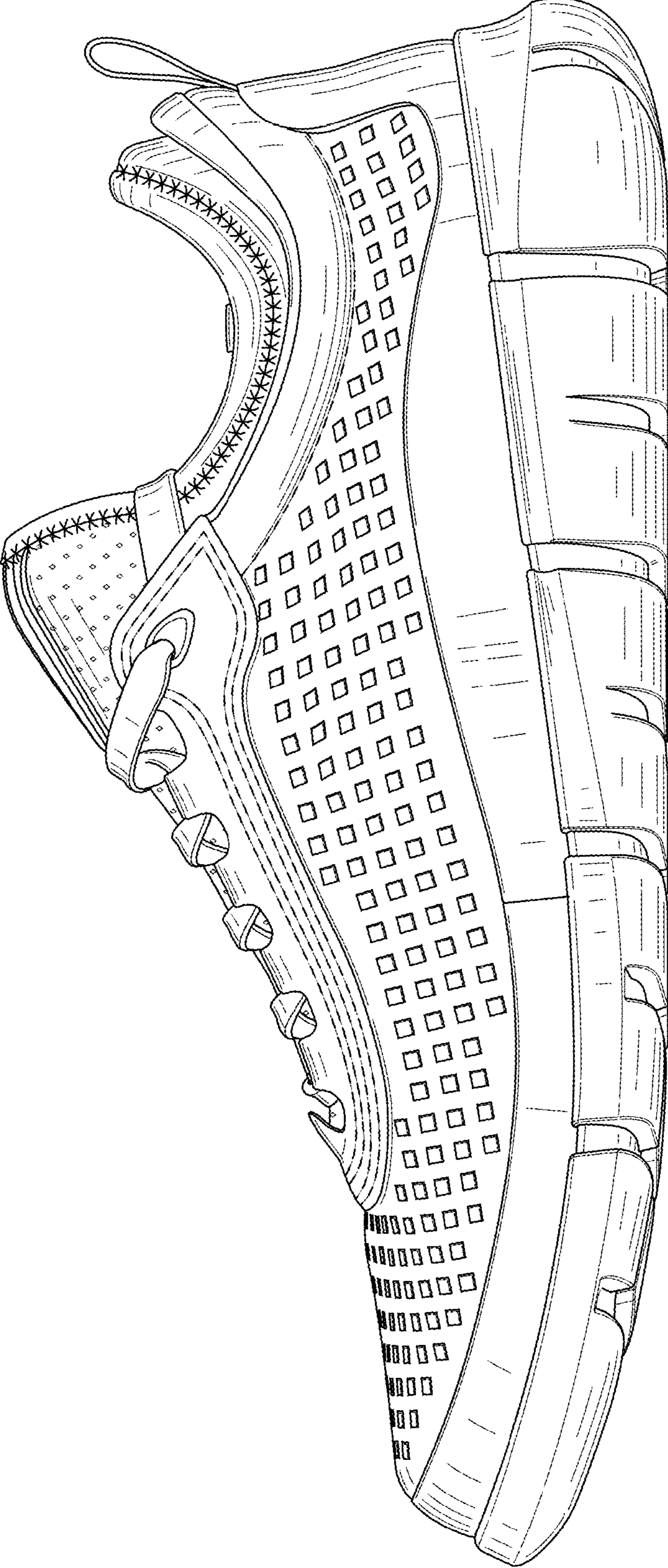


FIG. 4

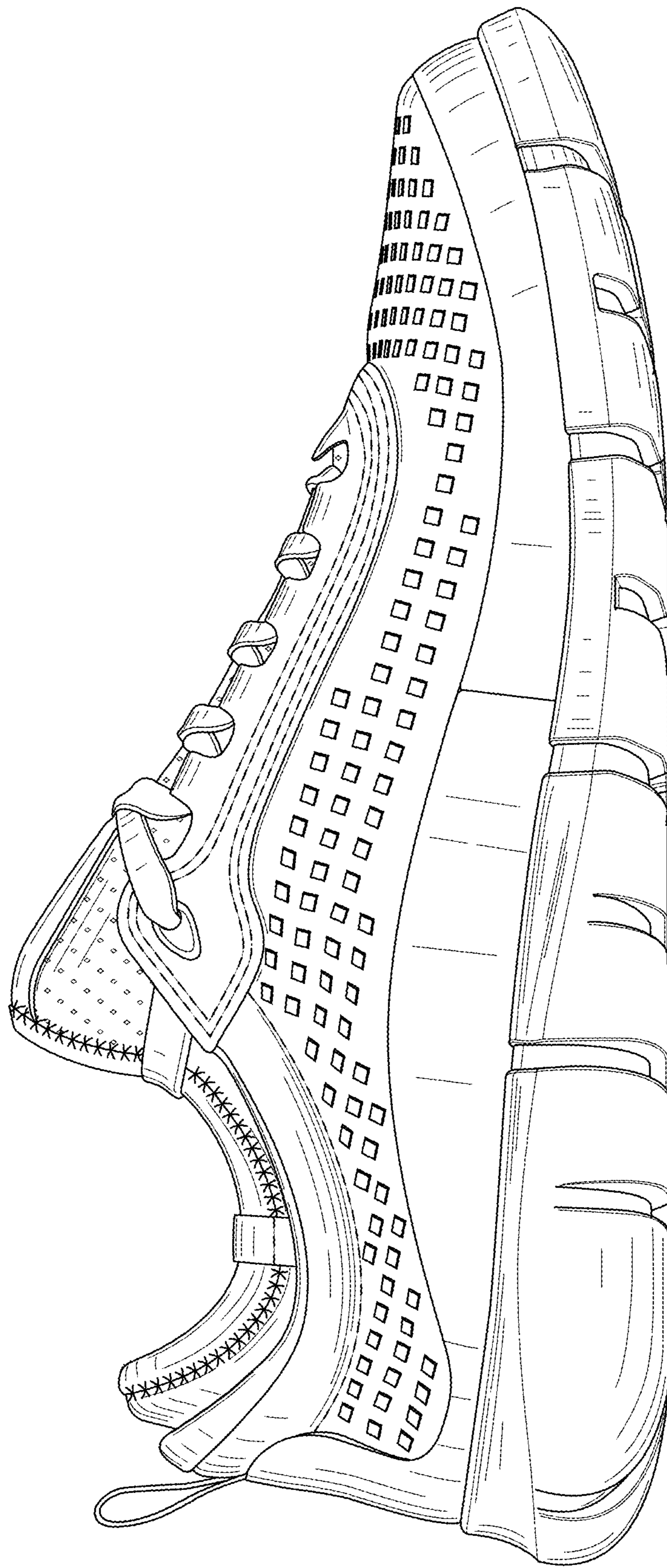


FIG. 5

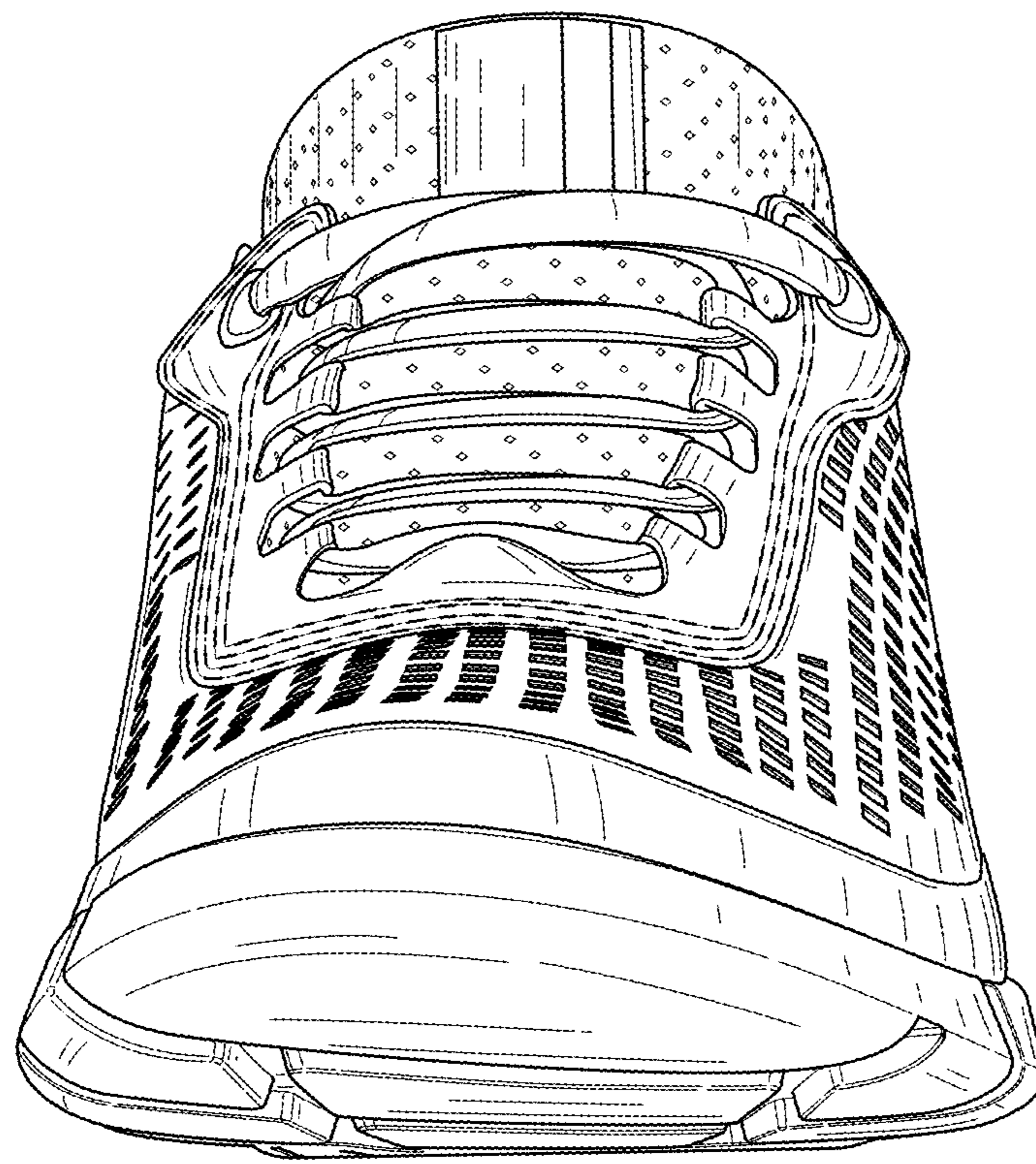


FIG. 6

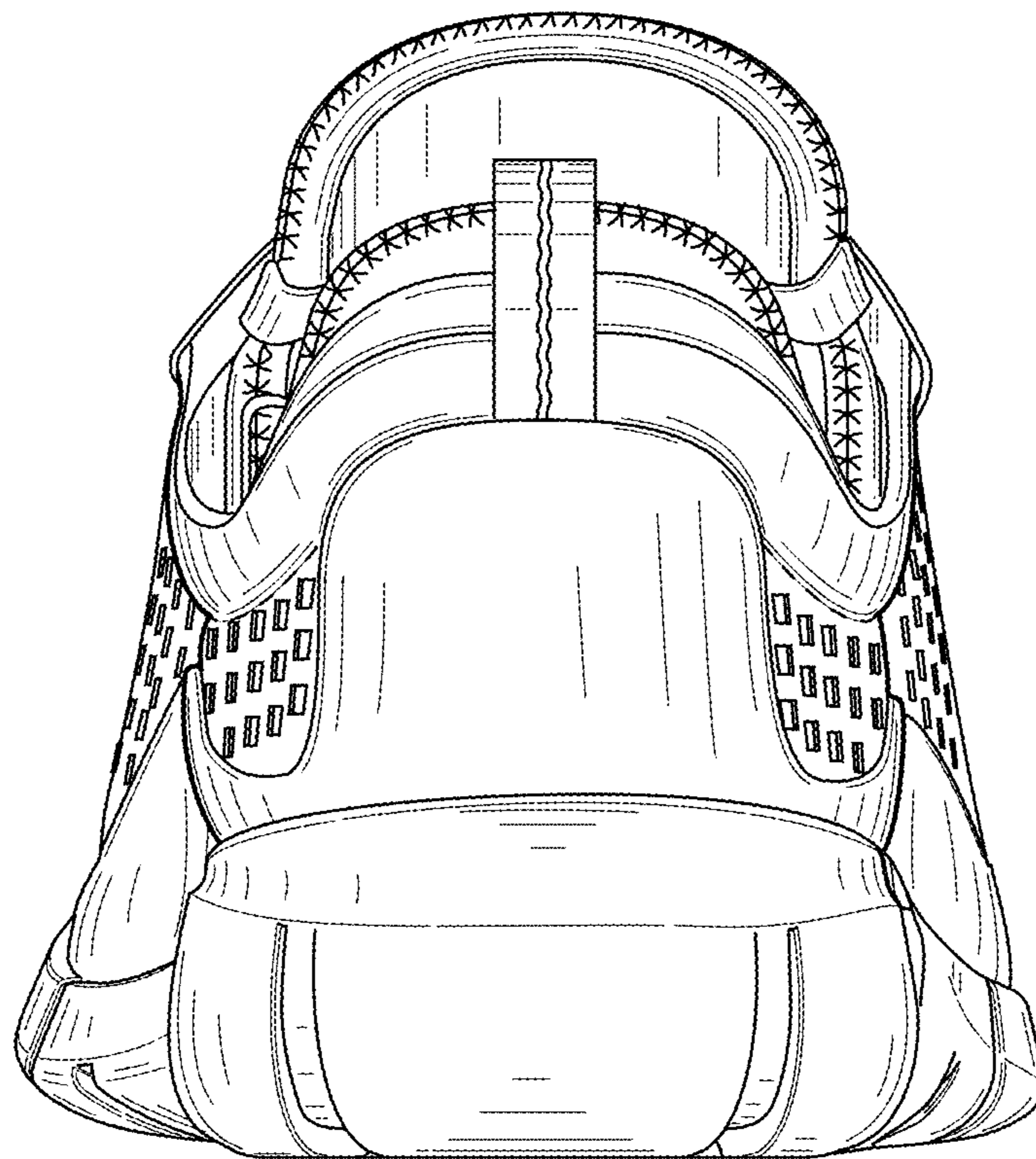


FIG. 7