



US00D774286S

(12) **United States Design Patent** (10) **Patent No.:** **US D774,286 S**  
**Sassi** (45) **Date of Patent:** **\*\* Dec. 20, 2016**

(54) **SHOE**  
(71) Applicant: **VALENTINO S.p.A.**, Milan (IT)  
(72) Inventor: **Stefano Sassi**, Milan (IT)  
(73) Assignee: **VALENTINO S.p.A.**, Milan (IT)  
(\*\*) Term: **14 Years**  
(21) Appl. No.: **29/511,896**  
(22) Filed: **Dec. 15, 2014**  
(30) **Foreign Application Priority Data**

Dec. 10, 2014 (WO) ..... 40935

(51) **LOC (10) Cl.** ..... **02-04**

(52) **U.S. Cl.**  
USPC ..... **D2/908; D2/944**

(58) **Field of Classification Search**  
USPC ..... D2/896, 902, 907, 908, 943, 944, 947,  
D2/953, 960, 969, 972  
CPC ..... A43B 5/00; A43B 5/001; A43B 5/002;  
A43B 5/003; A43B 5/007; A43B 5/008;  
A43B 5/02; A43B 5/025; A43B  
5/06; A43B 5/08; A43B 5/10; A43B 5/12;  
A43B 5/14  
See application file for complete search history.

(56) **References Cited**

**U.S. PATENT DOCUMENTS**

4,584,783 A \* 4/1986 Dobbin ..... A43C 1/00  
36/50.1  
D336,768 S \* 6/1993 Preskar ..... D2/970  
D345,459 S \* 3/1994 Preskar ..... D2/902

D353,935 S \* 1/1995 Pollack ..... D2/902  
D402,792 S \* 12/1998 Loverin ..... D2/902  
D431,348 S \* 10/2000 Matis ..... D2/969  
D535,465 S \* 1/2007 Edwards ..... D2/969  
D595,937 S \* 7/2009 Morris ..... D2/907  
D629,185 S \* 12/2010 Vico ..... D2/908  
D636,155 S \* 4/2011 Della Valle ..... D2/907  
D659,954 S \* 5/2012 Della Valle ..... D2/908  
D662,695 S \* 7/2012 McVicker ..... D2/902  
D670,070 S \* 11/2012 Della Valle ..... D2/908  
D671,718 S \* 12/2012 McVicker ..... D2/908  
D672,942 S \* 12/2012 Della Valle ..... D2/908  
D682,515 S \* 5/2013 Della Valle ..... D2/908  
2010/0275470 A1 \* 11/2010 Hoffer ..... A43B 1/0009  
36/3 R  
2011/0072687 A1 \* 3/2011 Bobbett ..... A43B 5/001  
36/127

\* cited by examiner

*Primary Examiner* — Elizabeth J Oswecki

(74) *Attorney, Agent, or Firm* — Merchant & Gould P.C.

(57) **CLAIM**

The ornamental design for a shoe, as shown and described.

**DESCRIPTION**

FIG. 1 is a perspective view of a shoe showing my new design;

FIG. 2 is a front view thereof

FIG. 3 is a rear view thereof;

FIG. 4 is a right side view thereof;

FIG. 5 is a left side view thereof;

FIG. 6 is a top plan view thereof; and,

FIG. 7 is a bottom plan view thereof.

The broken lines shown on the shoe represent thread stitching.

**1 Claim, 7 Drawing Sheets**



FIG. 1



FIG. 2

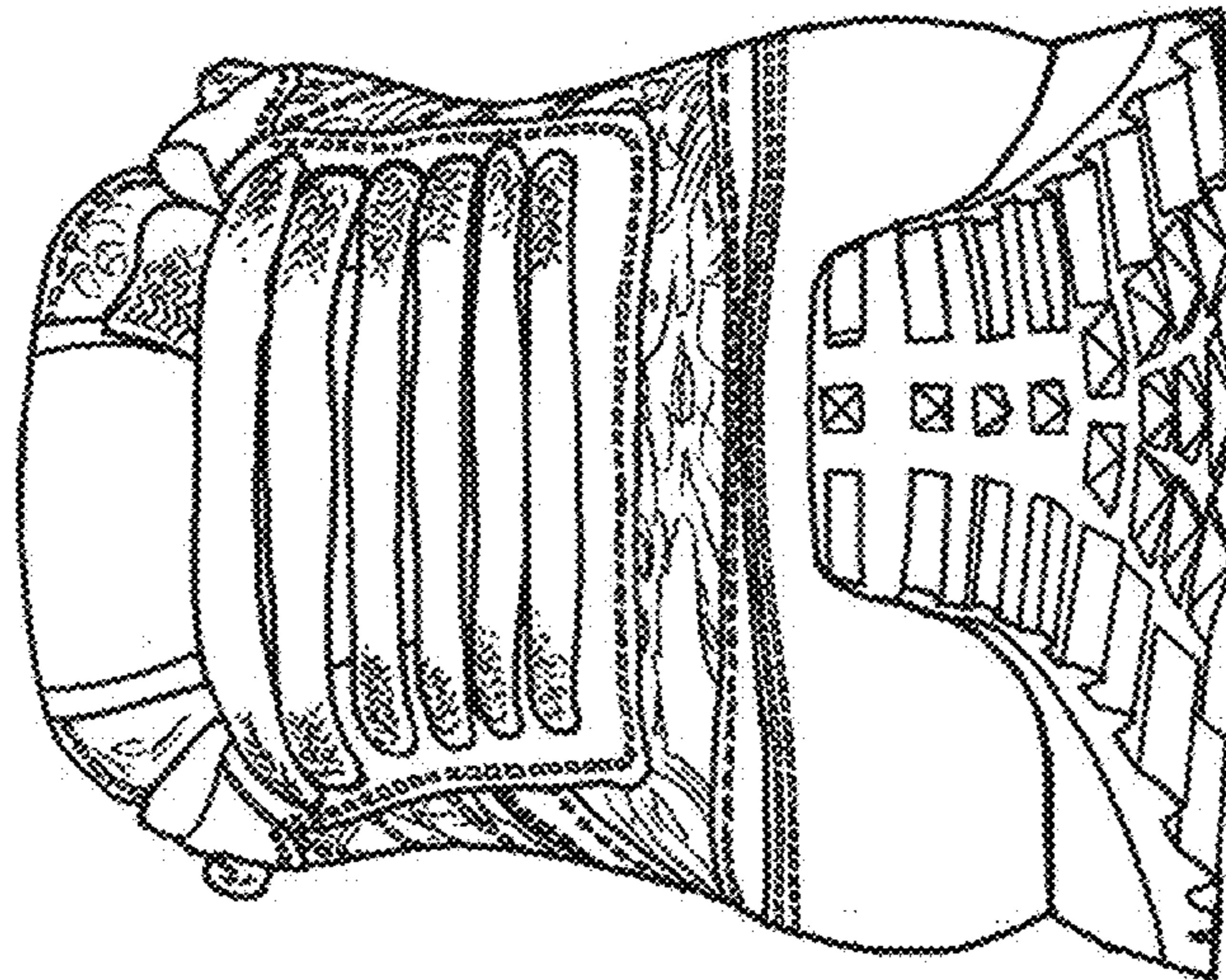


FIG. 3

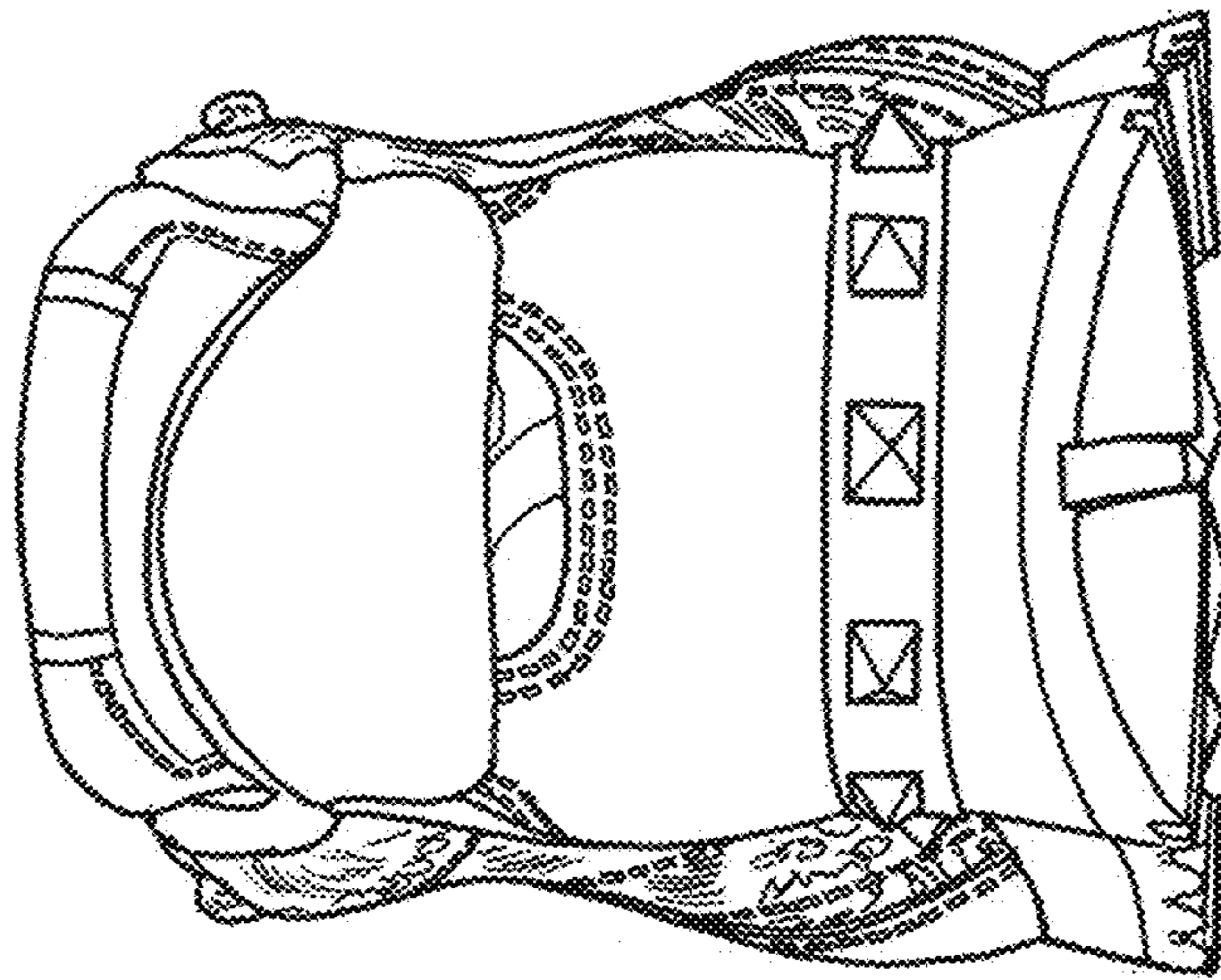


FIG. 4

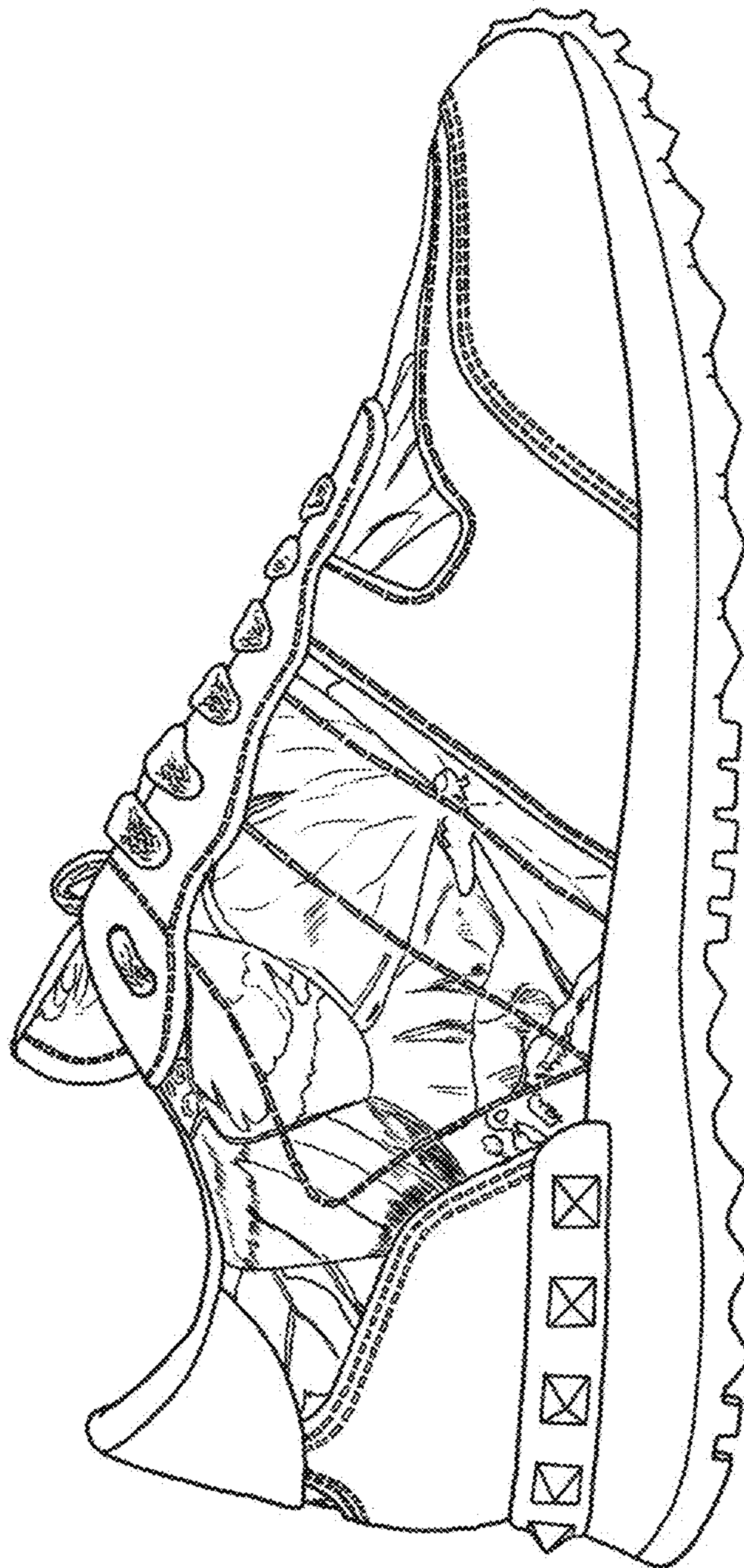


FIG. 5




FIG. 6

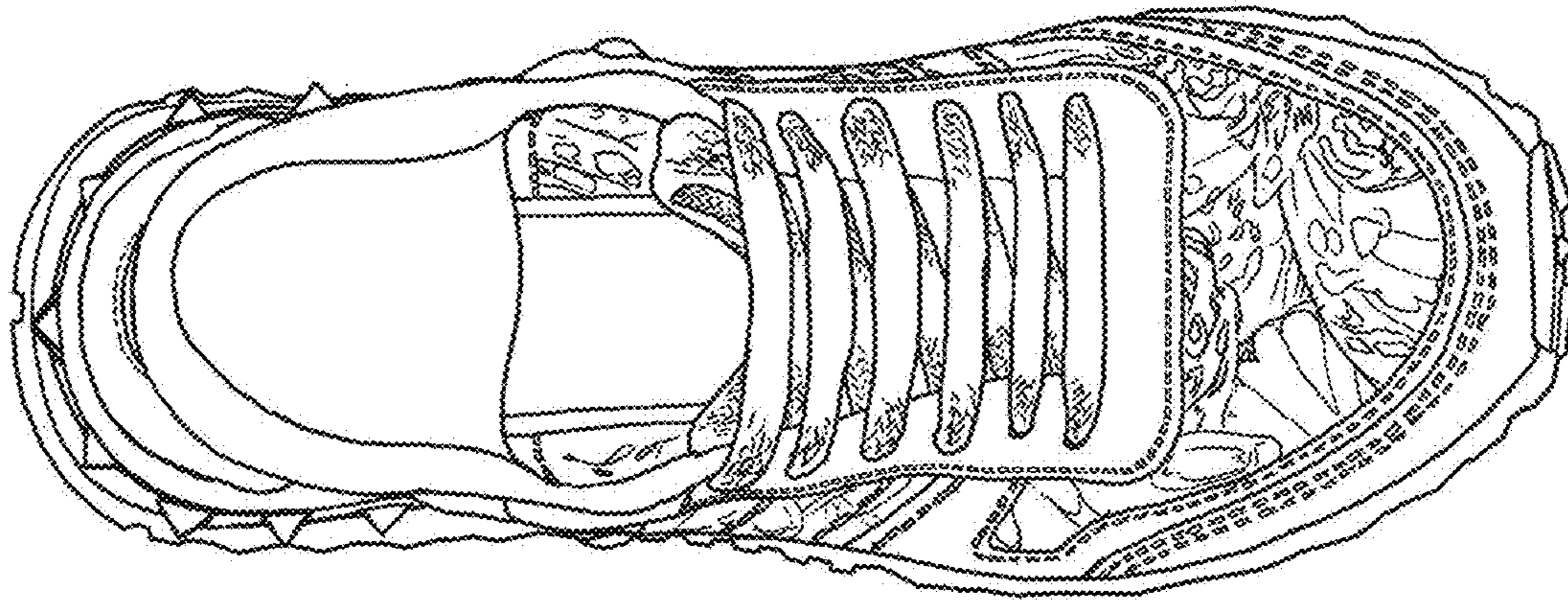


FIG. 7

