



US00D774269S

(12) **United States Design Patent**
Spadotto

(10) **Patent No.:** **US D774,269 S**

(45) **Date of Patent:** **** Dec. 13, 2016**

(54) **CONTAINER**

D632,864 S * 2/2011 Yang et al. D34/9
D635,319 S * 3/2011 Meyerhoffer D34/7
D725,861 S * 3/2015 Yang et al. D34/7

(71) Applicant: **ABM ITALIA S.P.A.**, Ormelle (IT)

* cited by examiner

(72) Inventor: **Lucio Spadotto**, Oderzo (IT)

Primary Examiner — Cynthia Ramirez

(73) Assignee: **ABM Italia S.P.A.**, Ormelle (IT)

Assistant Examiner — Gino Colan

(**) Term: **14 Years**

(74) *Attorney, Agent, or Firm* — Flaster/Greenberg P.C.

(21) Appl. No.: **29/501,599**

(57) **CLAIM**

(22) Filed: **Sep. 5, 2014**

The ornamental design for a container, as shown and described.

(51) **LOC (10) Cl.** **09-09**

DESCRIPTION

(52) **U.S. Cl.**

USPC **D34/8**

(58) **Field of Classification Search**

USPC D34/1-11; 220/908-913, 262-264, 315

CPC B65F 1/1615; B65F 1/163; B65F 1/00

See application file for complete search history.

(56) **References Cited**

U.S. PATENT DOCUMENTS

D489,856 S * 5/2004 Yang et al. D34/9
D489,857 S * 5/2004 Yang et al. D34/9
D537,999 S * 3/2007 Lin D34/9
D539,498 S * 3/2007 Yang et al. D34/9
D550,917 S * 9/2007 Yang et al. D34/9
D578,722 S * 10/2008 Yang et al. D34/9
D581,622 S * 11/2008 Presnell et al. D34/9
D611,216 S * 3/2010 Yang et al. D34/7
D629,579 S * 12/2010 Lin D34/9

FIG. 1 is a perspective view of first embodiment of a container;

FIG. 2 is a front elevational view of the container of FIG. 1;

FIG. 3 is a rear elevational view of the container of FIG. 1;

FIG. 4 is a right side view of the container of FIG. 1;

FIG. 5 is a left side view of the container of FIG. 1;

FIG. 6 is a top plan view of the container of FIG. 1;

FIG. 7 is a perspective view of second embodiment of a container;

FIG. 8 is a front elevational view of the container of FIG. 7;


FIG. 9 is a rear elevational view of the container of FIG. 7;

FIG. 10 is a right side view of the container of FIG. 7;

FIG. 11 is a top plan view of the container of FIG. 8; and,

FIG. 12 is a detailed perspective view of the upper portion of the container of FIG. 7.

1 Claim, 12 Drawing Sheets






FIG. 1




FIG.2




FIG. 3




FIG.4




FIG.5

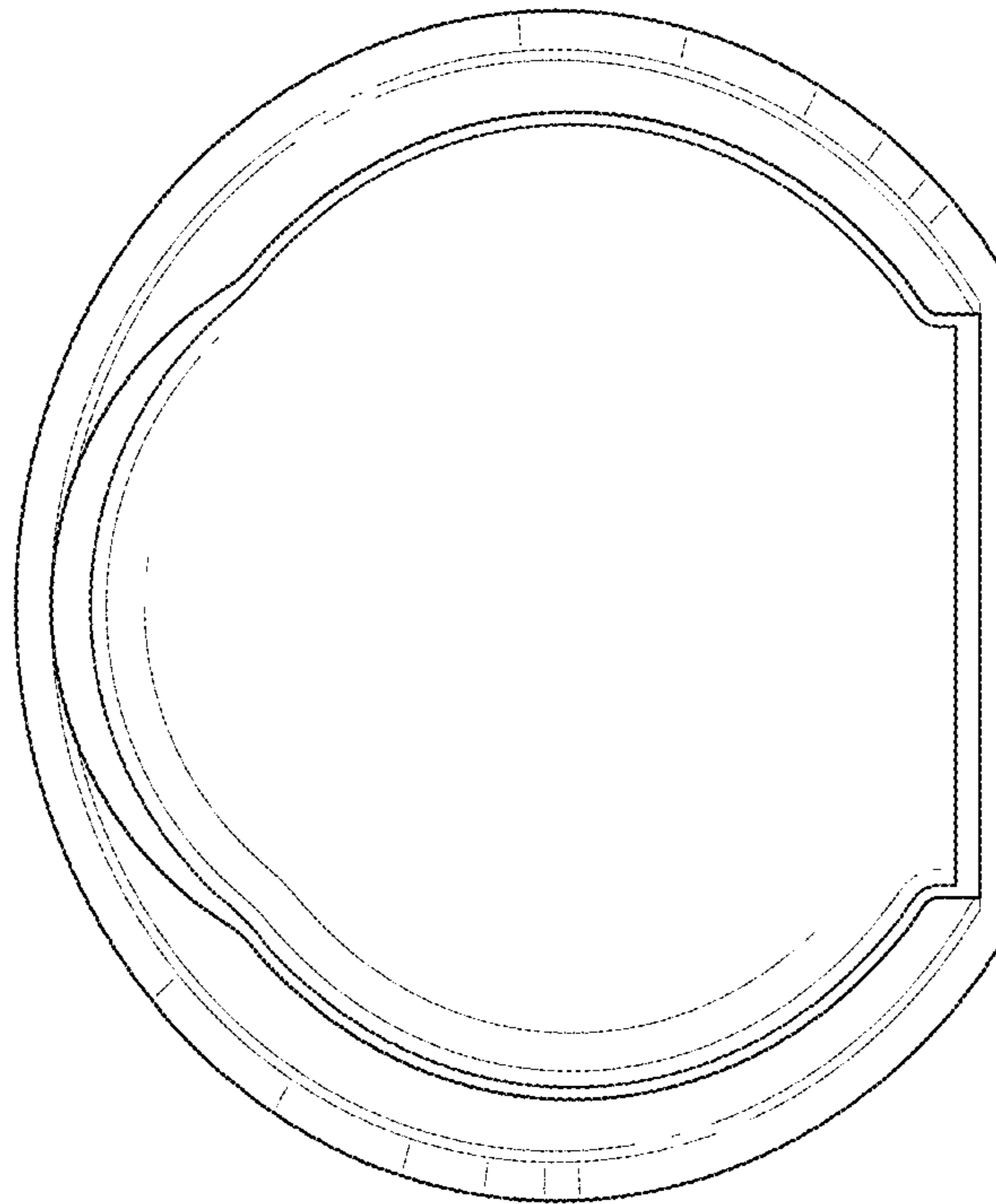


FIG.6

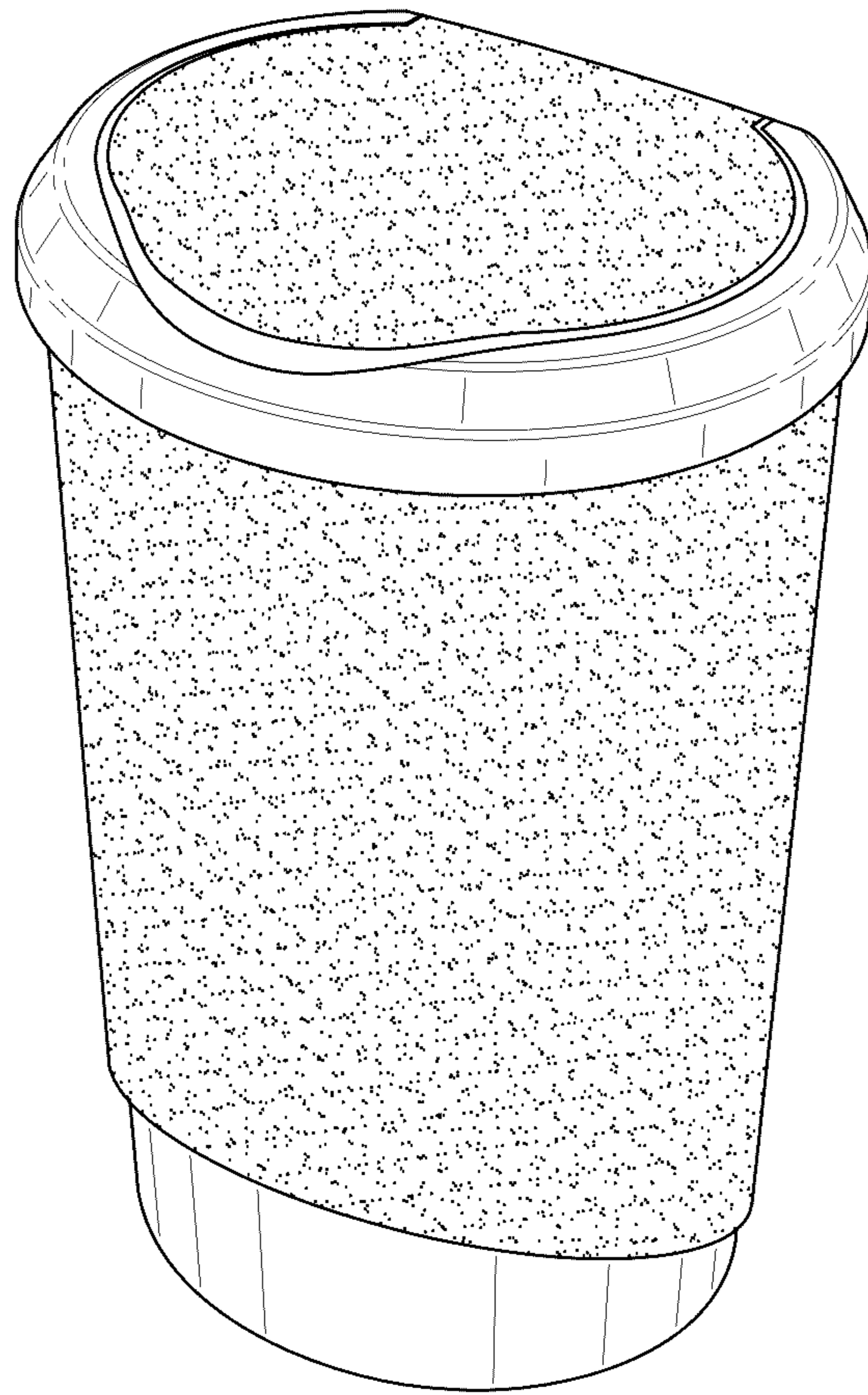


FIG. 7




FIG. 8

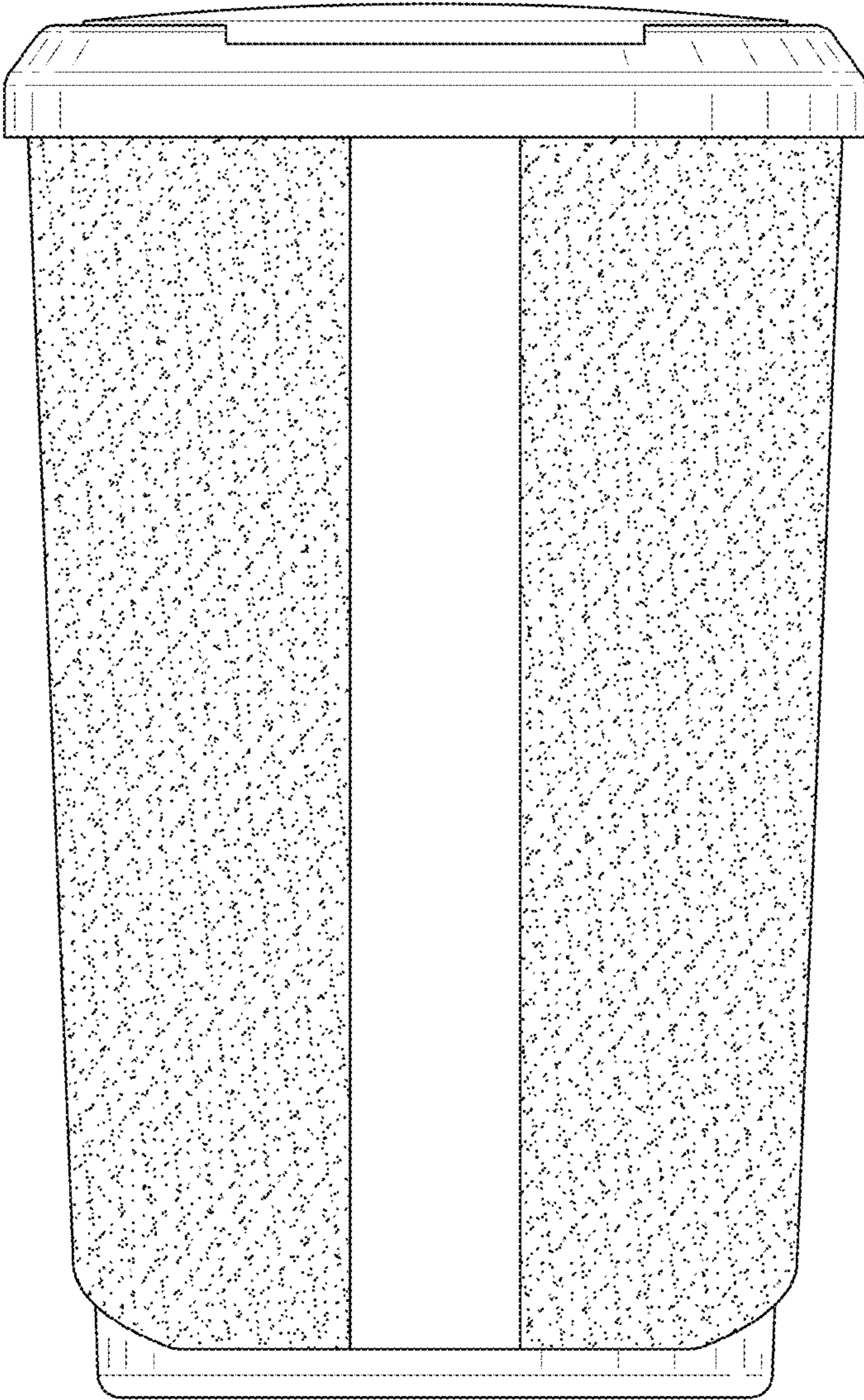


FIG. 9

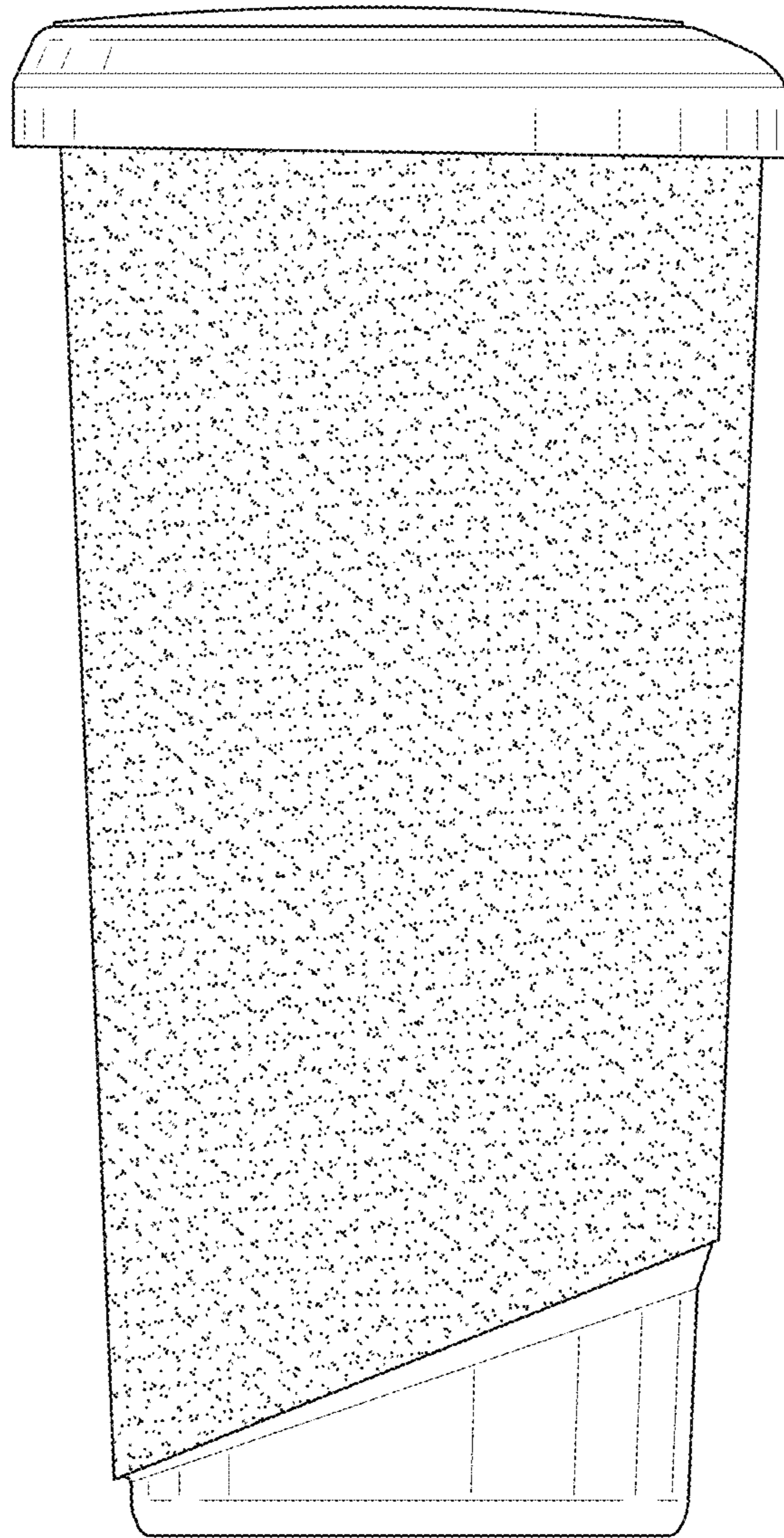


FIG. 10

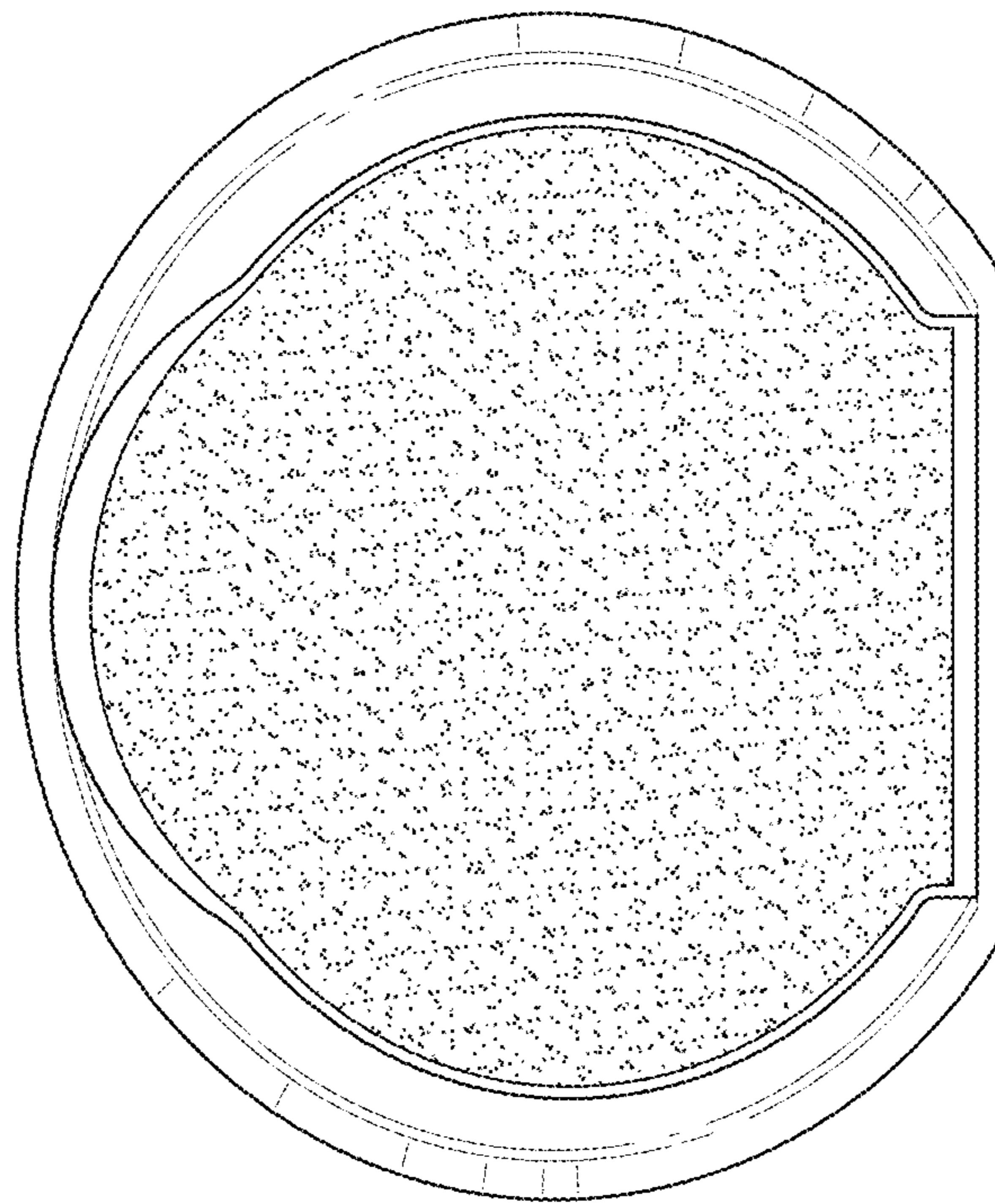


FIG. 11

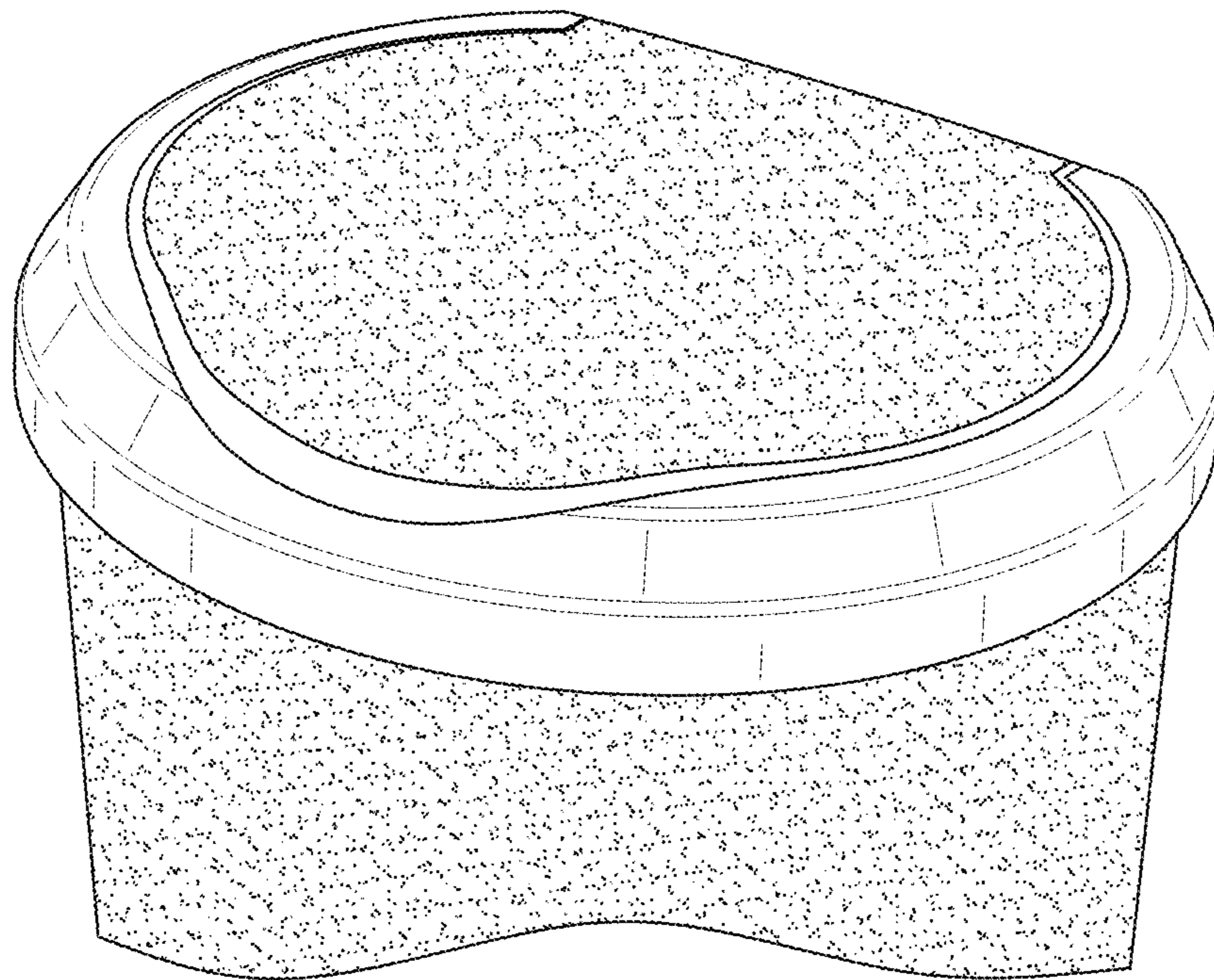


FIG. 12