



US00D774268S

(12) **United States Design Patent** (10) **Patent No.:** **US D774,268 S**
Damaschke et al. (45) **Date of Patent:** **** Dec. 13, 2016**

- (54) **GLOVE SUPPORT**
- (71) Applicant: **Hankscraft, Inc.**, Reedsburg, WI (US)
- (72) Inventors: **Kelly G. Damaschke**, Loganville, WI (US); **Joseph J. Hennessy**, Reedsburg, WI (US)
- (73) Assignee: **Hankscraft, Inc.**, Reedsburg, WI (US)
- (**) Term: **15 Years**
- (21) Appl. No.: **29/531,068**
- (22) Filed: **Jun. 23, 2015**
- (51) **LOC (10) Cl.** **07-05**
- (52) **U.S. Cl.**
USPC **D32/59**
- (58) **Field of Classification Search**
USPC D32/59, 25, 43; D20/33; D2/623; D12/123;
223/78; 206/204
CPC A63B 71/0036; A63B 71/143; A63B
2102/18; D06F 59/04; A45C 13/03
See application file for complete search history.

5,966,741 A * 10/1999 Klecina A41D 19/0068
2/159
D426,926 S 6/2000 Julien
6,085,436 A 7/2000 Peet
(Continued)

OTHER PUBLICATIONS

U.S. Appl. No. 14/747,715, filed Jun. 23, 2015, 31pgs.
(Continued)

Primary Examiner — Austin Murphy
(74) *Attorney, Agent, or Firm* — Merchant & Gould P.C.

(57) **CLAIM**

The ornamental design for a glove support, as shown and described.

DESCRIPTION

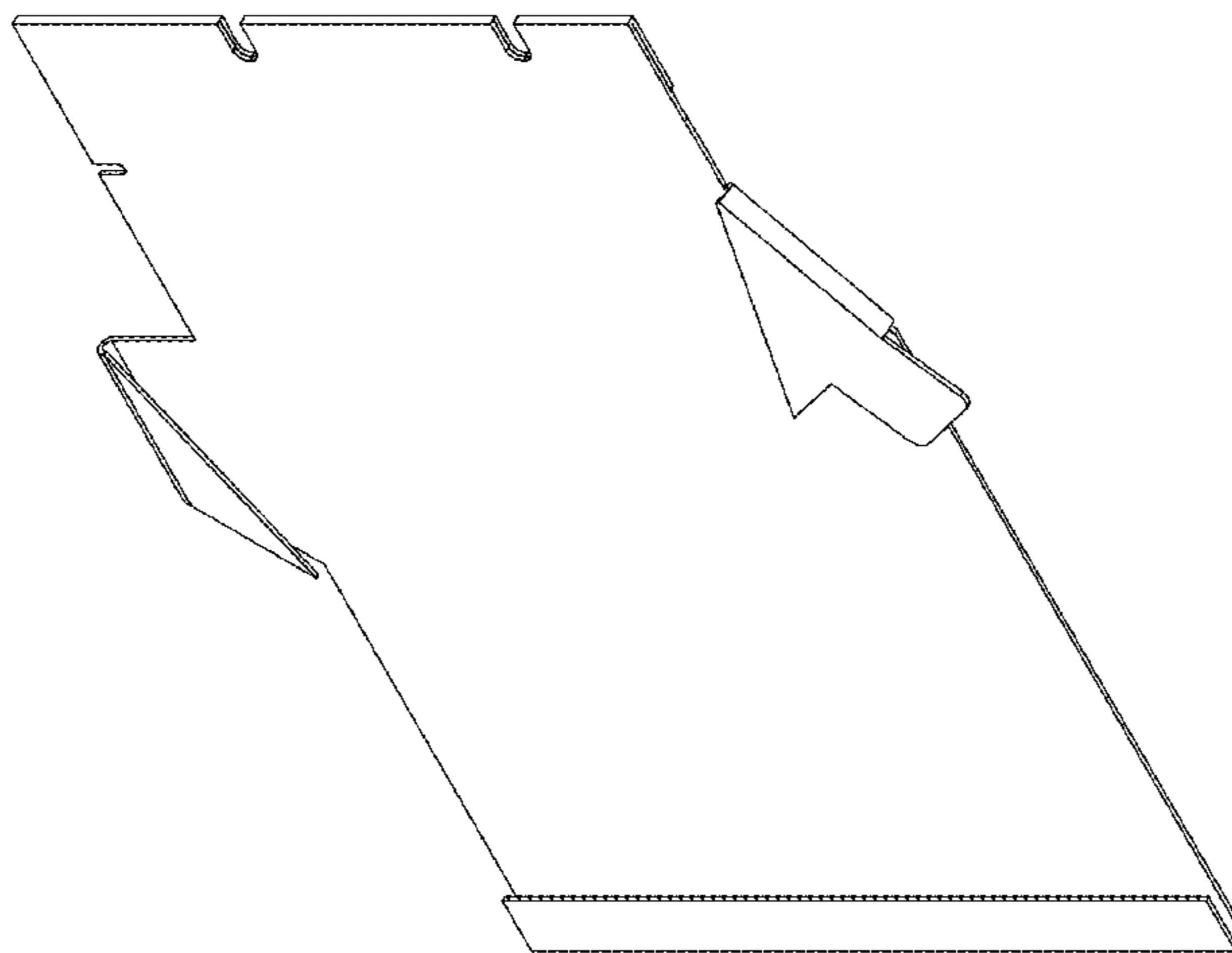
FIG. 1 is a perspective view of a first embodiment of a glove support with a glove.
FIG. 2 is a front view of the embodiment shown in FIG. 1 and a glove.
FIG. 3 is a perspective view of the embodiment shown in FIG. 1.
FIG. 4 is a front view of the embodiment shown in FIG. 1.
FIG. 5 is a rear view of the embodiment shown in FIG. 1.
FIG. 6 is a right side view of the embodiment shown in FIG. 1.
FIG. 7 is a left side view of the embodiment shown in FIG. 1.
FIG. 8 is a top view of the embodiment shown in FIG. 1; and,
FIG. 9 is a bottom view of the embodiment shown in FIG. 1.
The broken lines illustrating the unclaimed portions of the glove form no part of the claimed design.

1 Claim, 7 Drawing Sheets

(56) **References Cited**

U.S. PATENT DOCUMENTS

686,884 A	11/1901	Becker	
D193,408 S	8/1962	Goldman	
D195,137 S	4/1963	Jennings	
3,477,622 A	11/1969	Appelt	
4,773,532 A *	9/1988	Stephenson	B65D 83/0811 206/278
4,863,084 A *	9/1989	Nabozny	A41D 19/0068 2/161.6
5,011,053 A *	4/1991	Davies	F26B 21/006 206/278
5,692,316 A	12/1997	Antal	
D391,720 S	3/1998	Schoenewolf	
D393,573 S	4/1998	Caldwell	
5,921,434 A *	7/1999	Hollander	A61B 42/40 221/34



(56)

References Cited

U.S. PATENT DOCUMENTS

6,497,340	B2	12/2002	Grinberg	
6,578,729	B2	6/2003	Grinberg	
7,234,172	B1 *	6/2007	Hoelscher	A41D 19/01582 2/161.1
D556,410	S	11/2007	Reyniers	
D563,070	S	2/2008	Palese et al.	
7,406,720	B2 *	8/2008	Hoelscher	A41D 19/01588 2/161.1
D585,169	S	1/2009	Barzegar	
7,574,748	B2 *	8/2009	Fisher	A41D 19/01588 2/16
7,908,673	B2 *	3/2011	Kerr-Maddox	A41D 19/0034 2/163
D640,434	S	6/2011	Krautner	
D643,592	S	8/2011	Choi et al.	
8,065,750	B2 *	11/2011	Dassler	A41D 19/01523 2/161.1
D655,878	S	3/2012	Hajduk	
D673,735	S *	1/2013	JianZhong	D29/117.1
8,960,493	B1 *	2/2015	Dennison	A47G 25/904 2/159
D767,842	S *	9/2016	Damaschke	D32/59
2007/0150996	A1	7/2007	McCarville	

OTHER PUBLICATIONS

U.S. Appl. No. 29/523,847, filed Apr. 14, 2015, 8pgs.
 U.S. Appl. No. 29/523,839, filed Apr. 14, 2015, 23pgs.
 U.S. Appl. No. 29/531,065, filed Jun. 23, 2015, 8pgs.

* cited by examiner

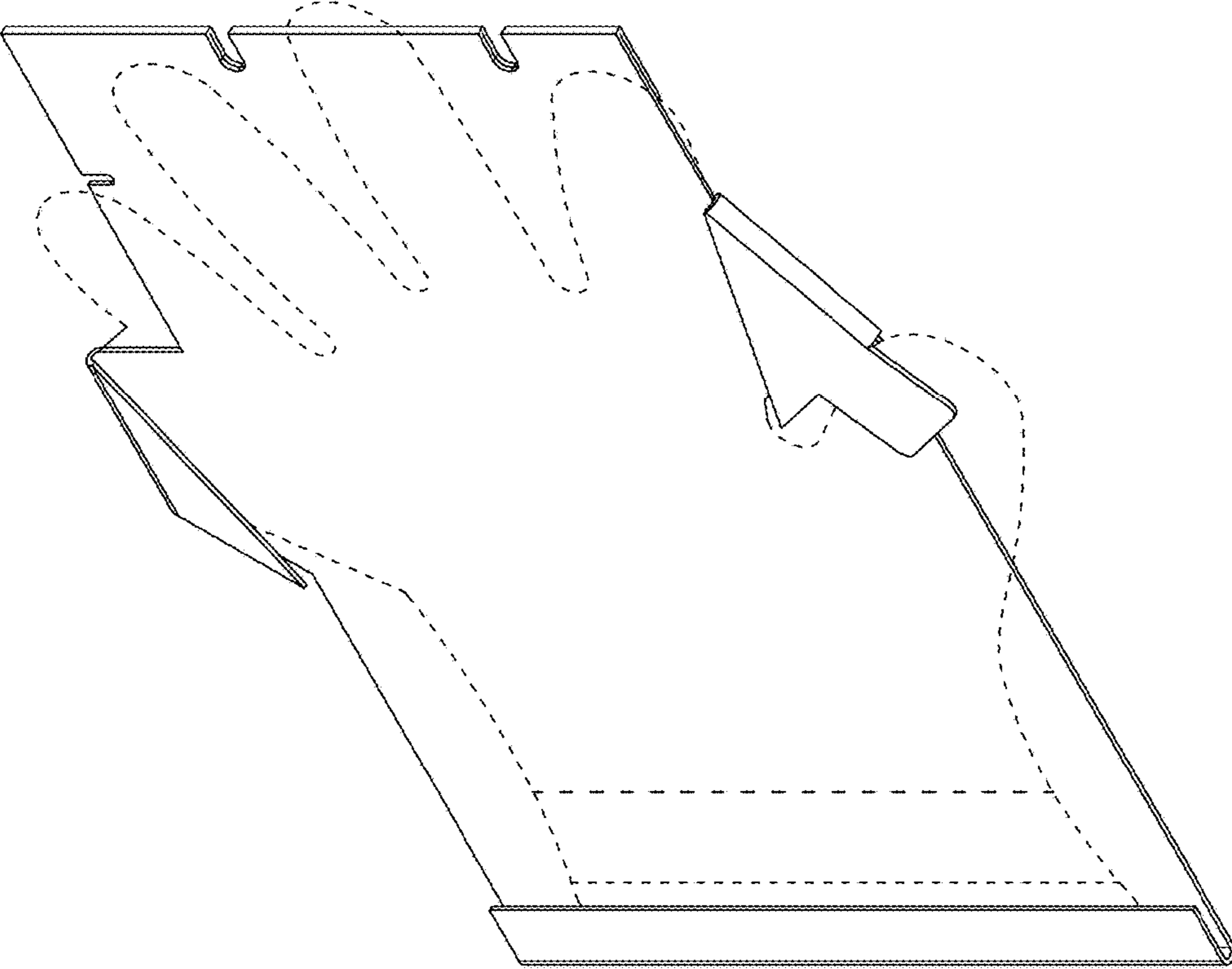


FIG. 1

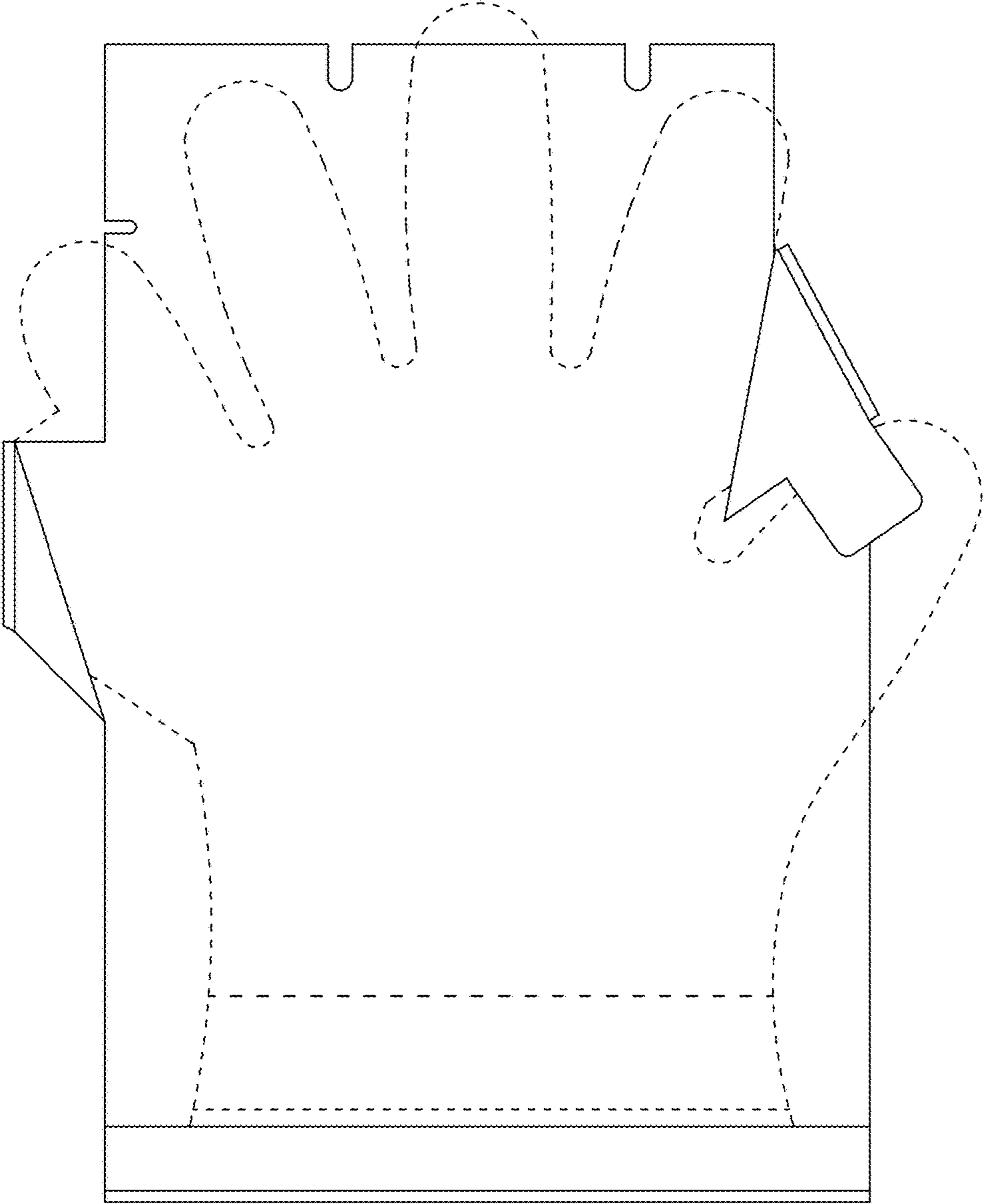


FIG. 2

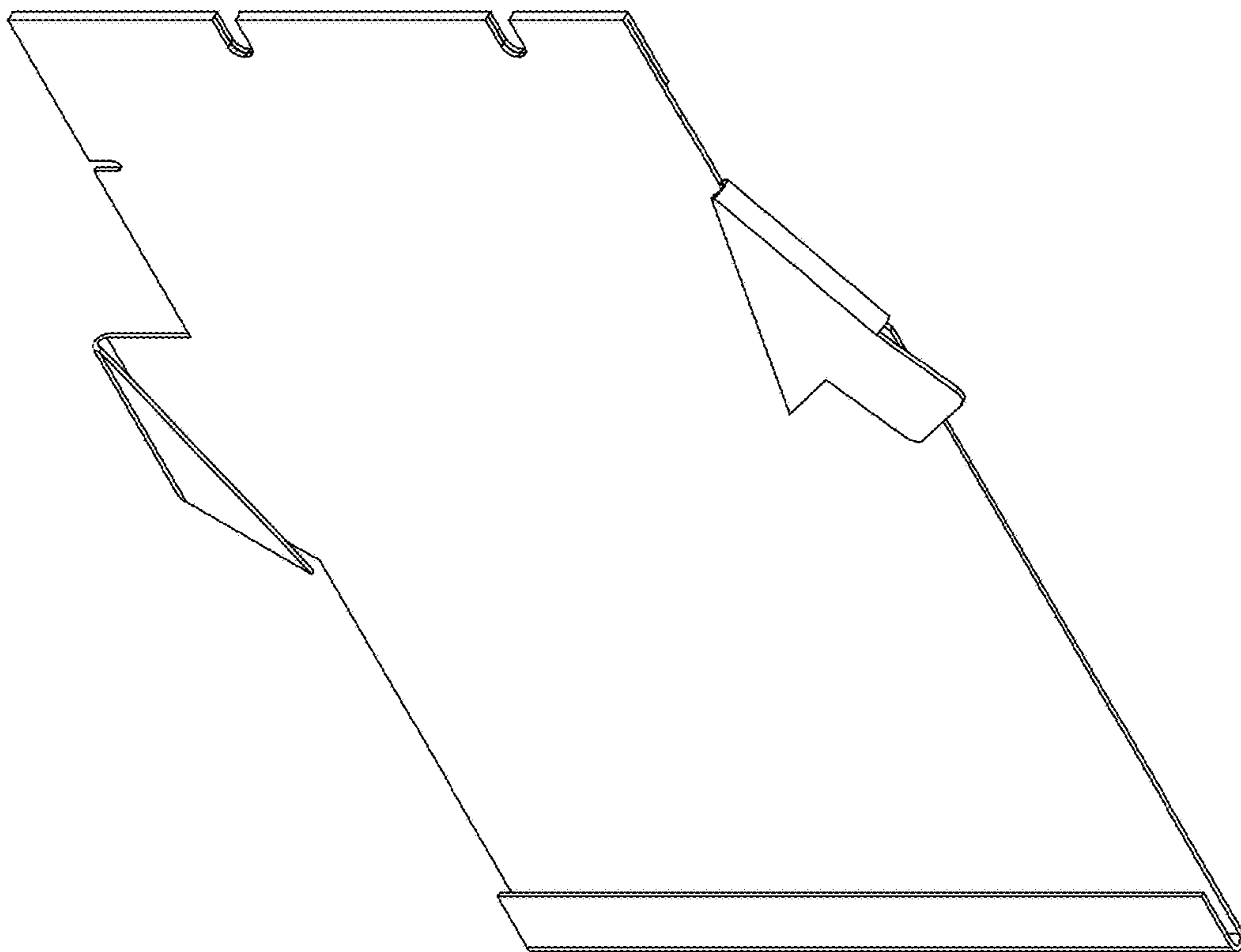


FIG. 3

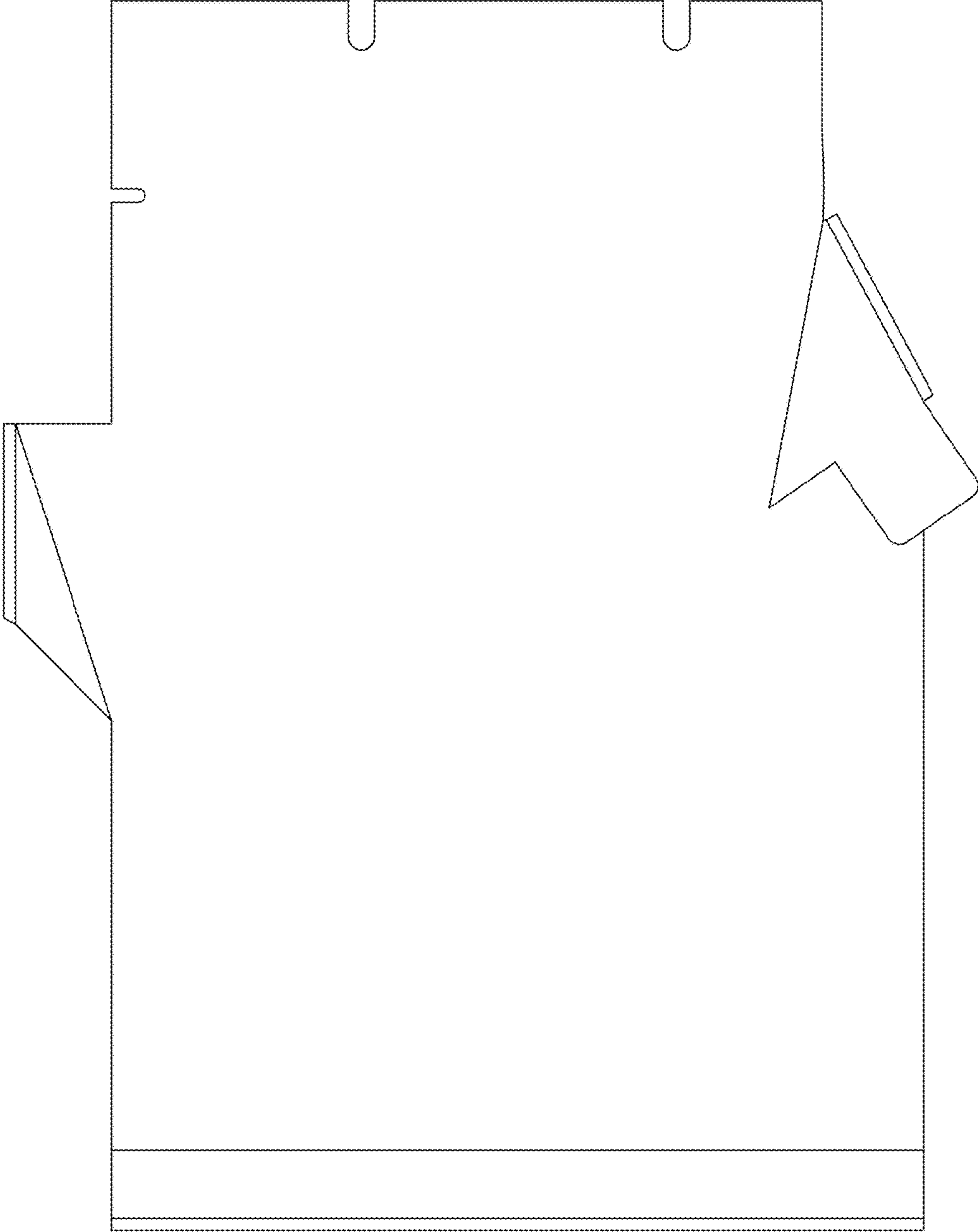


FIG. 4

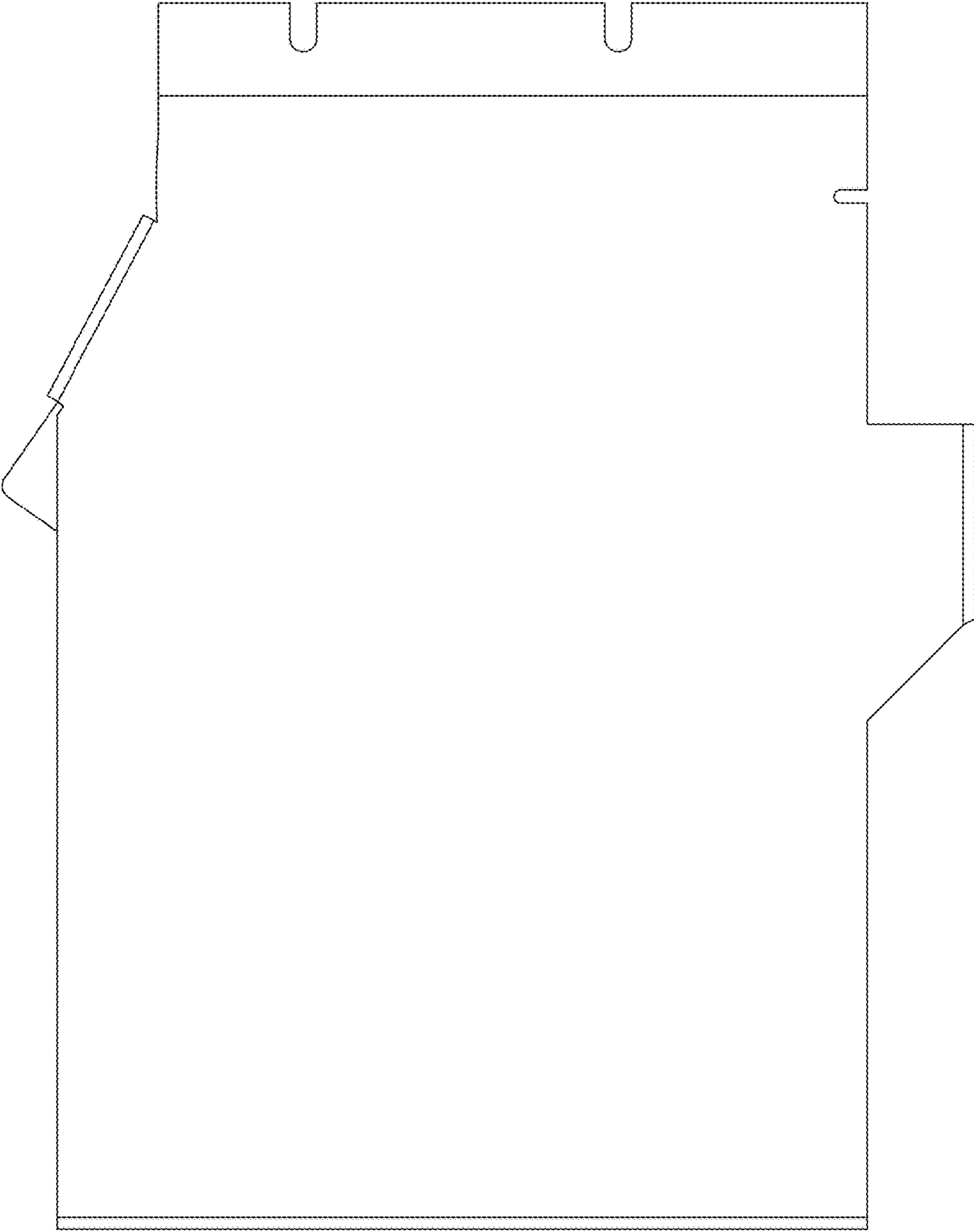


FIG. 5



FIG. 6



FIG. 7




FIG. 8




FIG. 9