



US00D774261S

(12) **United States Design Patent** (10) **Patent No.:** **US D774,261 S**
Williamson et al. (45) **Date of Patent:** **** Dec. 13, 2016**

(54) **PART OF A VACUUM CLEANER**
(71) Applicant: **Dyson Technology Limited**, Wiltshire (GB)
(72) Inventors: **Steven Grant Williamson**, Bristol (GB); **Antony O Demaus**, Bristol (GB); **James Jonathan Dearing**, Gloucester (GB); **Josh Tunstill**, Bristol (GB)
(73) Assignee: **DYSON TECHNOLOGY LIMITED**, Wiltshire (GB)

D518,611 S 4/2006 Hare
D520,692 S 5/2006 Leyden
D534,324 S 12/2006 Dyson et al.
D547,505 S 7/2007 Carr et al.
D565,815 S * 4/2008 Dyson D32/22
D566,914 S * 4/2008 Dyson D32/31
D570,561 S 6/2008 Dyson et al.
D577,163 S 9/2008 Dyson et al.
D587,415 S * 2/2009 Dyson D32/31
D594,608 S 6/2009 Dyson et al.
D594,609 S 6/2009 Dyson et al.
D596,360 S 7/2009 Dyson et al.
D596,361 S 7/2009 Dyson et al.
D609,416 S 2/2010 Hill et al.

(Continued)

(**) Term: **14 Years**

(21) Appl. No.: **29/474,606**

(22) Filed: **Nov. 20, 2014**

(30) **Foreign Application Priority Data**

May 21, 2014 (EM) 001412191-0002

(51) **LOC (10) Cl.** **15-05**

(52) **U.S. Cl.**
USPC **D32/31**

(58) **Field of Classification Search**
USPC D32/18, 21, 23, 31
CPC A47L 9/2842; A47L 9/2857; A47L 9/2836;
A47L 9/2847; A47L 9/2852; A47L 9/16;
G06N 3/008; E04H 4/1654
See application file for complete search history.

(56) **References Cited**

U.S. PATENT DOCUMENTS

D471,683 S * 3/2003 Dyson D32/31
D475,820 S 6/2003 Dyson et al.
D484,286 S 12/2003 Dyson et al.
D494,719 S 8/2004 Rosenzweig et al.
6,989,039 B2 1/2006 Vuijk

OTHER PUBLICATIONS

Bates et al., U.S. Office Action mailed Nov. 6, 2015, directed to U.S. Appl. No. 29/494,499; 6 pages.

(Continued)

Primary Examiner — Ruth McInroy

(74) *Attorney, Agent, or Firm* — Morrison & Foerster LLP

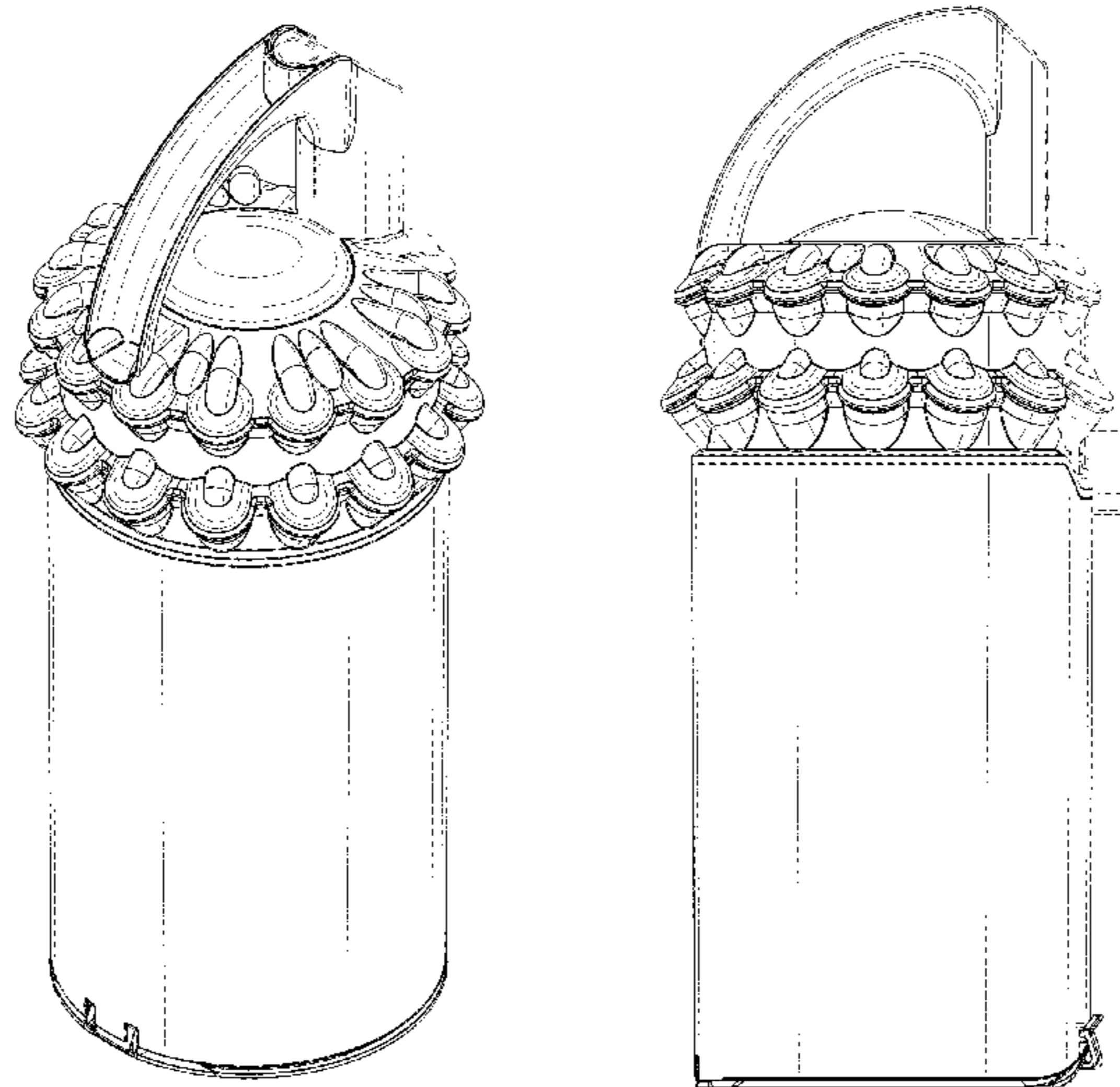
(57) **CLAIM**

We claim the ornamental design for a part of a vacuum cleaner, as shown and described.

DESCRIPTION

FIG. 1 is a front perspective view from one side of a part of a vacuum cleaner showing our new design;
FIG. 2 is a front perspective view from the opposite side shown in FIG. 1;
FIG. 3 is a side view thereof;
FIG. 4 is a side view of the opposite side of FIG. 3; and,
FIG. 5 is a front view thereof.
The details shown in broken lines form no part of the claimed design.

1 Claim, 5 Drawing Sheets



(56)

References Cited

U.S. PATENT DOCUMENTS

7,731,770 B2 6/2010 Strutt et al.
 7,815,703 B2 10/2010 Park
 7,874,040 B2 1/2011 Follows et al.
 8,032,983 B2 10/2011 Griffith et al.
 8,100,999 B2 1/2012 Ashbee et al.
 D657,508 S 4/2012 Dyson et al.
 D657,511 S * 4/2012 Dyson D32/31
 D670,052 S * 10/2012 Dos Reis D32/31
 D670,053 S * 10/2012 Dyson D32/31
 D670,054 S * 10/2012 Dyson D32/31
 D671,696 S * 11/2012 Dyson D32/22
 D676,206 S * 2/2013 Dyson D32/31
 D705,504 S 5/2014 Dimbylow et al.
 D708,803 S * 7/2014 Dyson D32/31
 D709,256 S * 7/2014 Dyson D32/31
 D714,503 S * 9/2014 Dyson D32/31
 D718,912 S 12/2014 Ashbee et al.
 D731,134 S 6/2015 Dyson et al.
 D739,102 S 9/2015 Dyson et al.
 2004/0068827 A1 4/2004 Dyson
 2007/0234687 A1 10/2007 Ni
 2009/0113663 A1 5/2009 Follows et al.
 2010/0132319 A1* 6/2010 Ashbee A47L 9/1625
 55/429
 2010/0218338 A1 9/2010 McLeod
 2010/0242221 A1 9/2010 Horne et al.
 2014/0047668 A1* 2/2014 Dyson A47L 9/1641
 15/353
 2014/0053365 A1 2/2014 Gammack et al.
 2014/0090341 A1* 4/2014 Chen A47L 9/1625
 55/346
 2014/0090563 A1* 4/2014 Robertson B01D 45/16
 96/382

2014/0137364 A1 5/2014 Stickney et al.
 2015/0113762 A1 4/2015 Robertson
 2015/0182086 A1 7/2015 Dimbylow et al.

OTHER PUBLICATIONS

Bates et al., U.S. Office Action mailed Feb. 19, 2016, directed to U.S. Appl. No. 29/494,499; 7 pages.
 Bates et al., U.S. Office Action mailed Nov. 3, 2015, directed to U.S. Appl. No. 29/494,500; 7 pages.
 Bates et al., U.S. Office Action mailed Feb. 23, 2016, directed to U.S. Appl. No. 29/494,500; 5 pages.
 Marsh et al., U.S. Office Action mailed Nov. 3, 2015, directed to U.S. Appl. No. 29/494,513; 6 pages.
 Marsh et al., U.S. Office Action mailed Feb. 22, 2016, directed to U.S. Appl. No. 29/494,513; 5 pages.
 Marsh et al., U.S. Office Action mailed Oct. 30, 2015, directed to U.S. Appl. No. 29/494,515; 6 pages.
 Marsh et al., U.S. Office Action mailed Feb. 23, 2016, directed to U.S. Appl. No. 29/494,515; 4 pages.
 Dyson et al., U.S. Office Action mailed Feb. 15, 2012, directed to U.S. Appl. No. 29/406,198; 10 pages.
 Dyson et al., U.S. Office Action mailed Feb. 15, 2012, directed to U.S. Appl. No. 29/406,197; 10 pages.
 Dyson et al., U.S. Office Action mailed May 22, 2012, directed to U.S. Appl. No. 29/406,196; 8 pages.
 Marsh et al., U.S. Office Action mailed Apr. 28, 2016, directed to U.S. Appl. No. 29/494,518; 6 pages.
 Williamson et al., U.S. Office Action mailed May 16, 2016, directed to U.S. Appl. No. 29/474,605; 7 pages.
 Williamson et al., U.S. Office Action mailed Aug. 22, 2016, directed to U.S. Appl. No. 29/474,605; 5 pages.

* cited by examiner

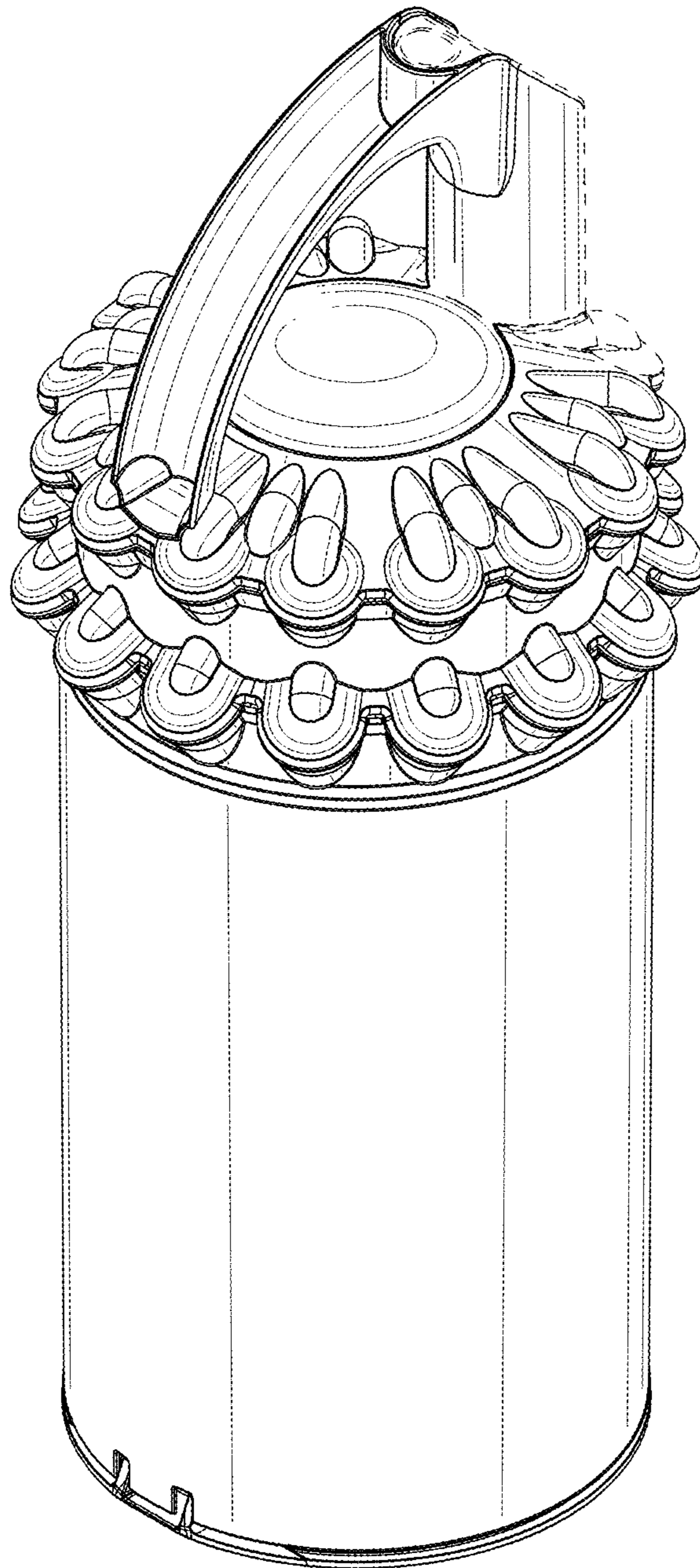


FIG. 1




FIG. 2




FIG. 3




FIG. 4




FIG. 5