



US00D774243S

(12) **United States Design Patent**
Nankil

(10) **Patent No.:** **US D774,243 S**

(45) **Date of Patent:** **** Dec. 13, 2016**

(54) **LIGHTING FIXTURE**

(71) Applicant: **Hubbell Incorporated**, Shelton, CT
(US)

(72) Inventor: **Robert R. Nankil**, Fullerton, CA (US)

(73) Assignee: **Hubbell Incorporated**, Shelton, CT
(US)

(**) Term: **14 Years**

(21) Appl. No.: **29/523,591**

(22) Filed: **Apr. 10, 2015**

(51) **LOC (10) Cl.** **26-99**

(52) **U.S. Cl.**
USPC **D26/113; D26/153**

(58) **Field of Classification Search**
USPC D26/2, 3, 60, 63, 67-70, 79, 113, 152,
D26/153, 154
CPC F21V 3/0445; F21V 21/0824; F21S 6/003
See application file for complete search history.

(56) **References Cited**

U.S. PATENT DOCUMENTS

D117,077 S *	10/1939	Spielholz	D26/3
2,503,931 A *	4/1950	Young	H01R 33/0809 362/216
D168,537 S *	1/1953	Fasson	D26/2
D172,722 S *	7/1954	Patience, Jr.	D26/153
D181,874 S *	1/1958	Nibur	D26/133
D198,268 S *	5/1964	Thorington	220/2.1 R
D382,657 S *	8/1997	Lee	D26/2
D442,732 S *	5/2001	Konkle	D26/110
6,227,683 B1	5/2001	Tukia		
D463,869 S *	10/2002	Holzer	D26/2
D467,032 S *	12/2002	Konkle	D26/111
D494,289 S *	8/2004	Kim	D26/3
D504,732 S *	5/2005	Yang	D26/2
D512,523 S *	12/2005	Leung	D26/3

D524,955 S *	7/2006	Kim	D26/3
D539,936 S *	4/2007	Mama	D26/2
D541,442 S *	4/2007	Mama	D26/2
D543,645 S *	5/2007	Hawass	D26/3
D549,362 S *	8/2007	To	D26/3
D577,133 S *	9/2008	Xu	D26/3
D597,227 S *	7/2009	Kim	D26/3
D600,850 S *	9/2009	Maxik	D26/113
D613,432 S *	4/2010	Chen	D26/2
D616,130 S *	5/2010	Tortel	D26/67
D617,490 S	6/2010	Hackett		

(Continued)

Primary Examiner — Clare E Heflin

(74) *Attorney, Agent, or Firm* — Michael Best & Friedrich, LLP

(57) **CLAIM**

I claim the ornamental design for a lighting fixture, as shown and described.

DESCRIPTION

FIG. 1 is a perspective view of a lighting fixture showing the new design;

FIG. 2 is a first side elevation view of the lighting fixture shown in FIG. 1.

FIG. 3 is a second side elevation view of the lighting fixture shown in FIG. 1.

FIG. 4 is a third side elevation view of the lighting fixture shown in FIG. 1.

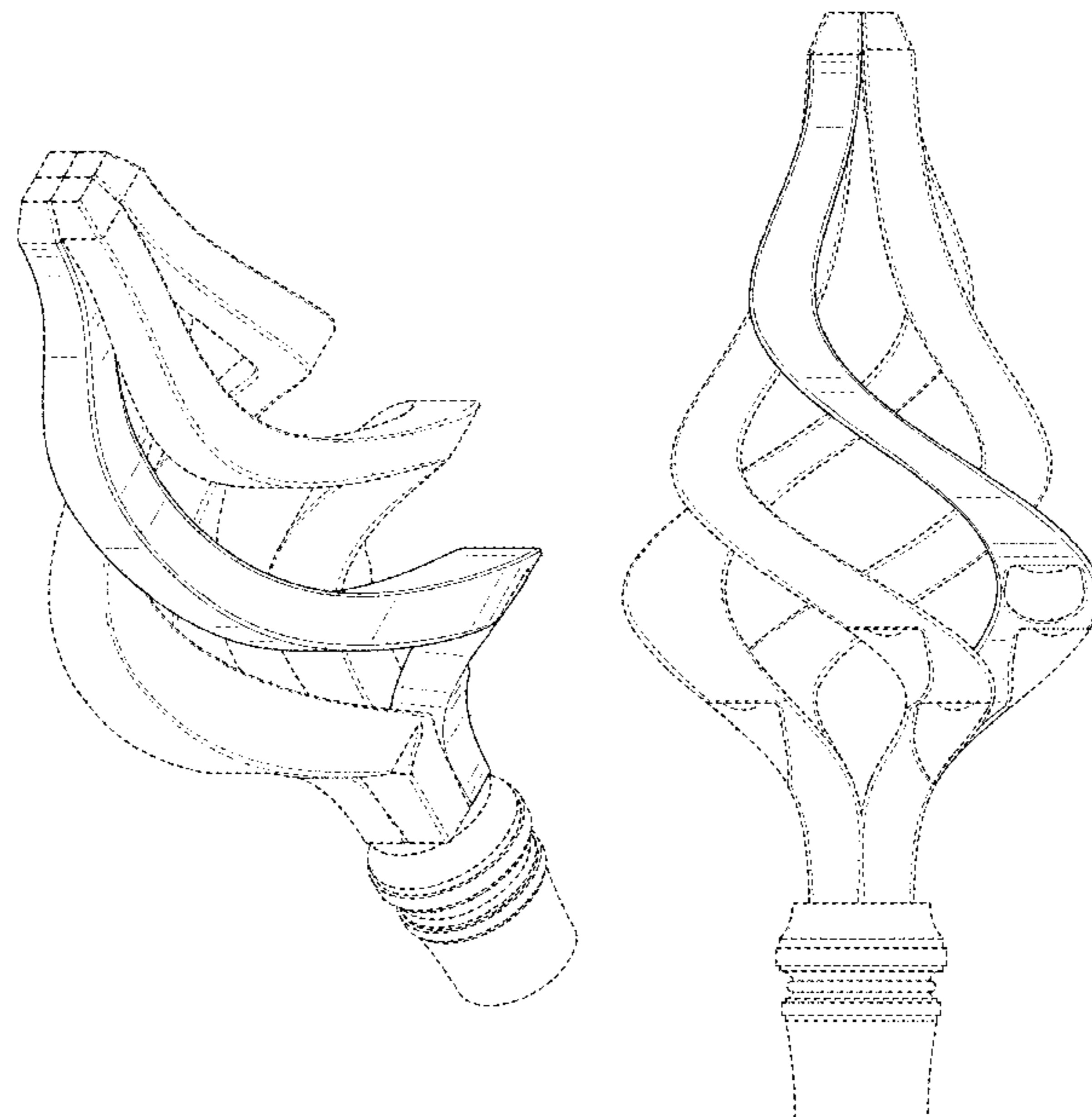
FIG. 5 is a fourth side elevation view of the lighting fixture shown in FIG. 1.

FIG. 6 is a top view of the lighting fixture shown in FIG. 1; and,

FIG. 7 is a bottom view of the lighting fixture shown in FIG. 1.

The elements shown in broken lines are included for the purpose of illustrating portions of the lighting fixture that form no part of the claimed design.

1 Claim, 7 Drawing Sheets



(56)

References Cited

U.S. PATENT DOCUMENTS

D620,169	S	*	7/2010	Schwartz	D26/68
D634,455	S	*	3/2011	Graf	D26/3
D638,974	S	*	5/2011	Fuksas	D26/68
D642,723	S	*	8/2011	Zheng	D26/69
D655,435	S	*	3/2012	Howis	D26/69
D658,788	S	*	5/2012	Dudik	D26/2
D713,082	S	*	9/2014	Hermansen	D26/67
D740,487	S	*	10/2015	Nelson	D26/153
D741,514	S	*	10/2015	Bukkems	D26/2
D742,558	S	*	11/2015	Bukkems	D26/2
D745,991	S	*	12/2015	Duquette	D26/67
D748,315	S		1/2016	Ladewig		
D752,268	S	*	3/2016	Paz	D26/68
D752,269	S	*	3/2016	Paz	D26/68
2007/0115663	A1		5/2007	Weiser et al.		

* cited by examiner

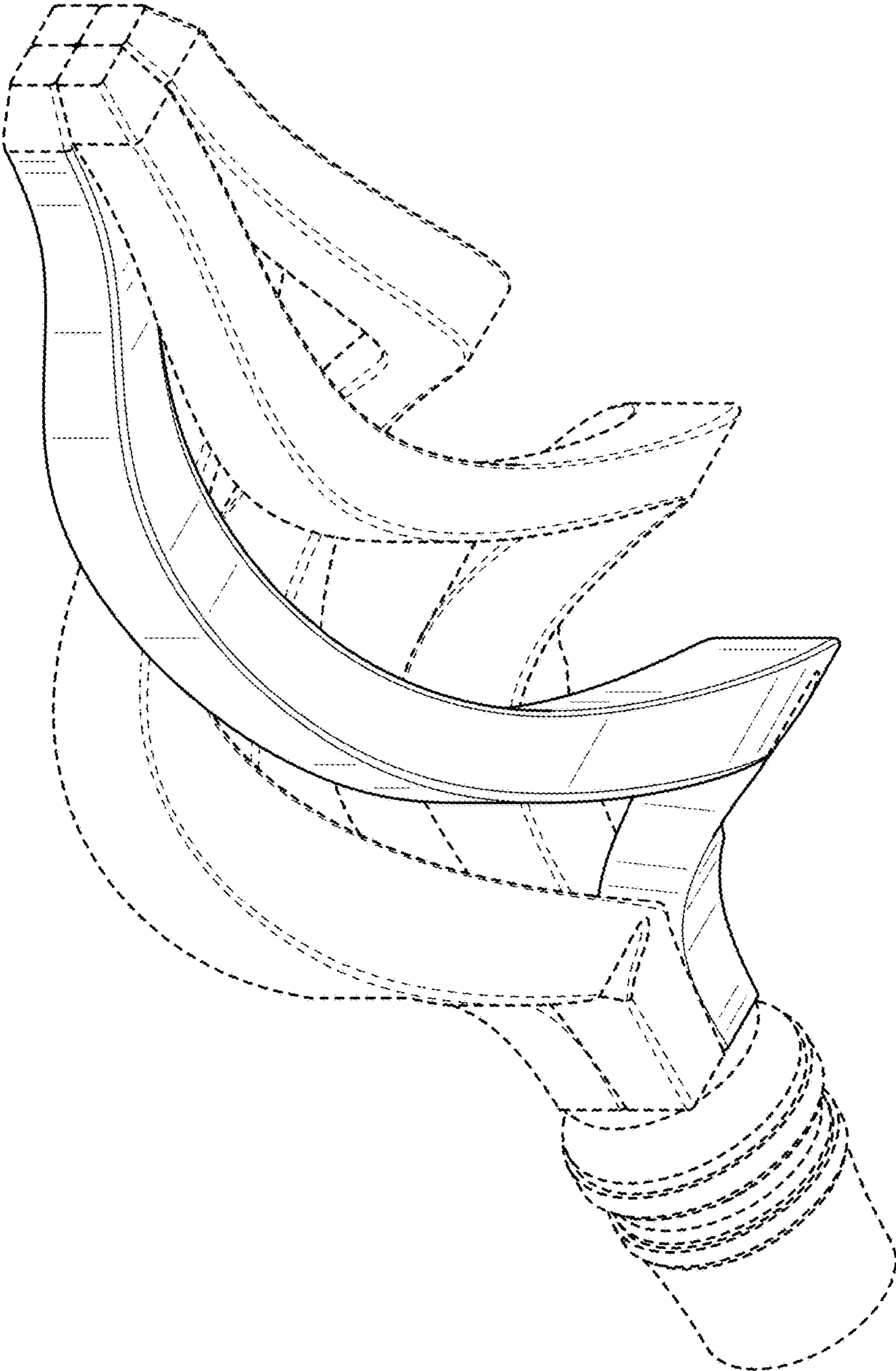


FIG. 1

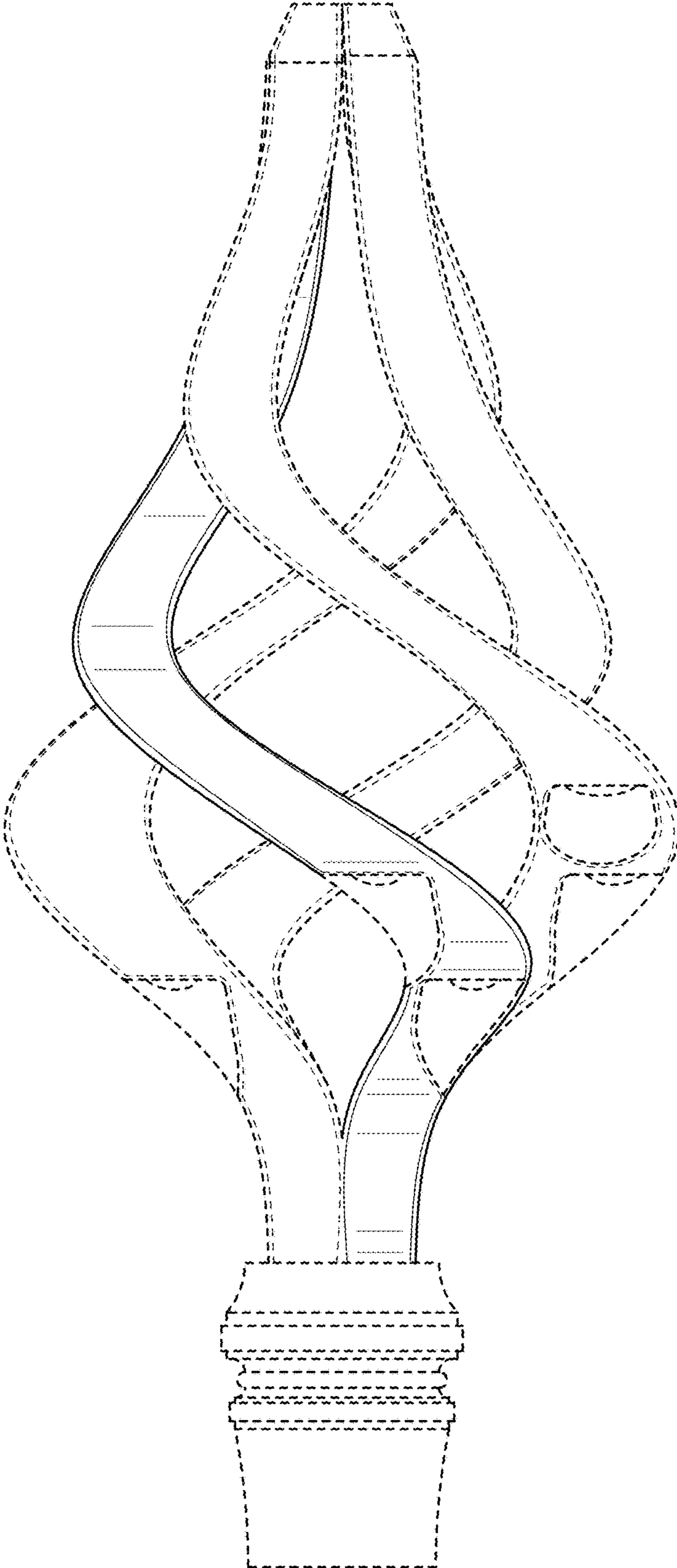


FIG. 2

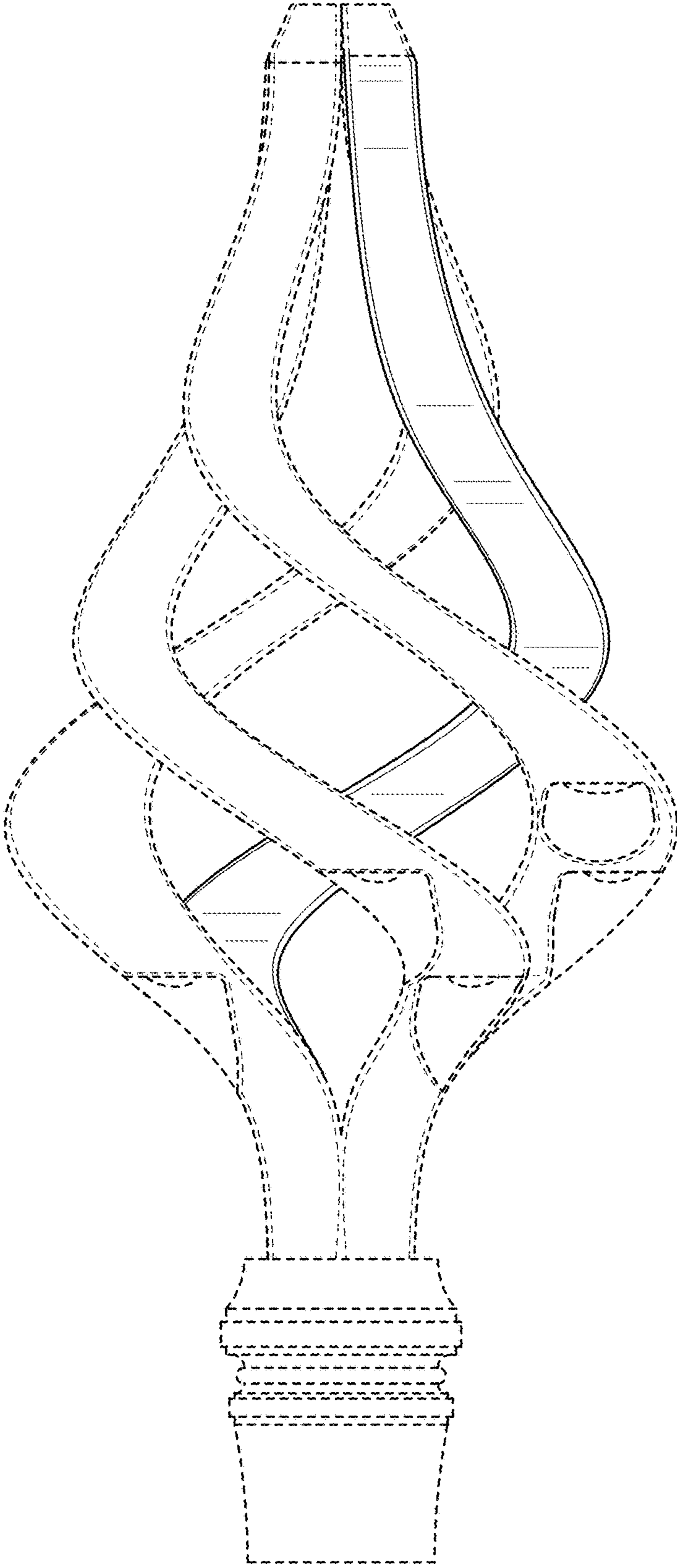


FIG. 3

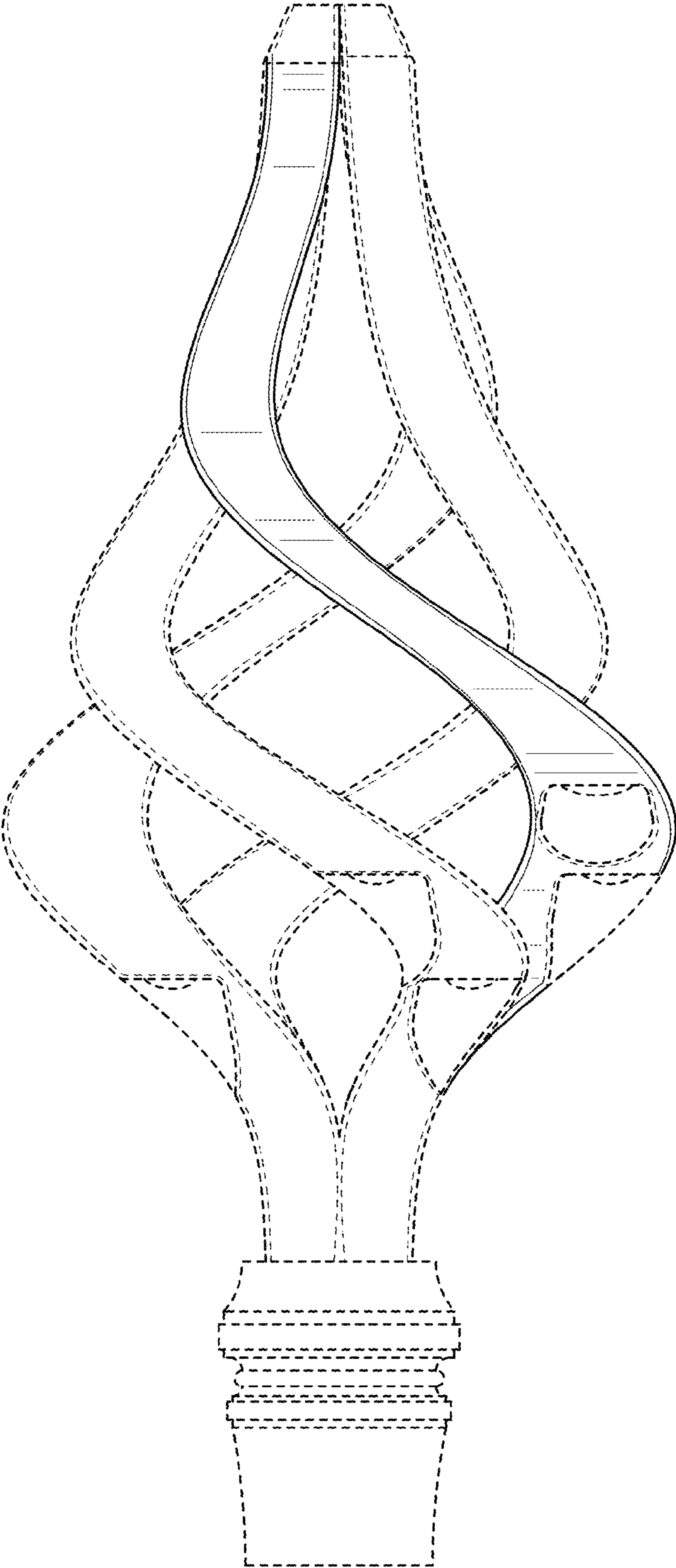


FIG. 4

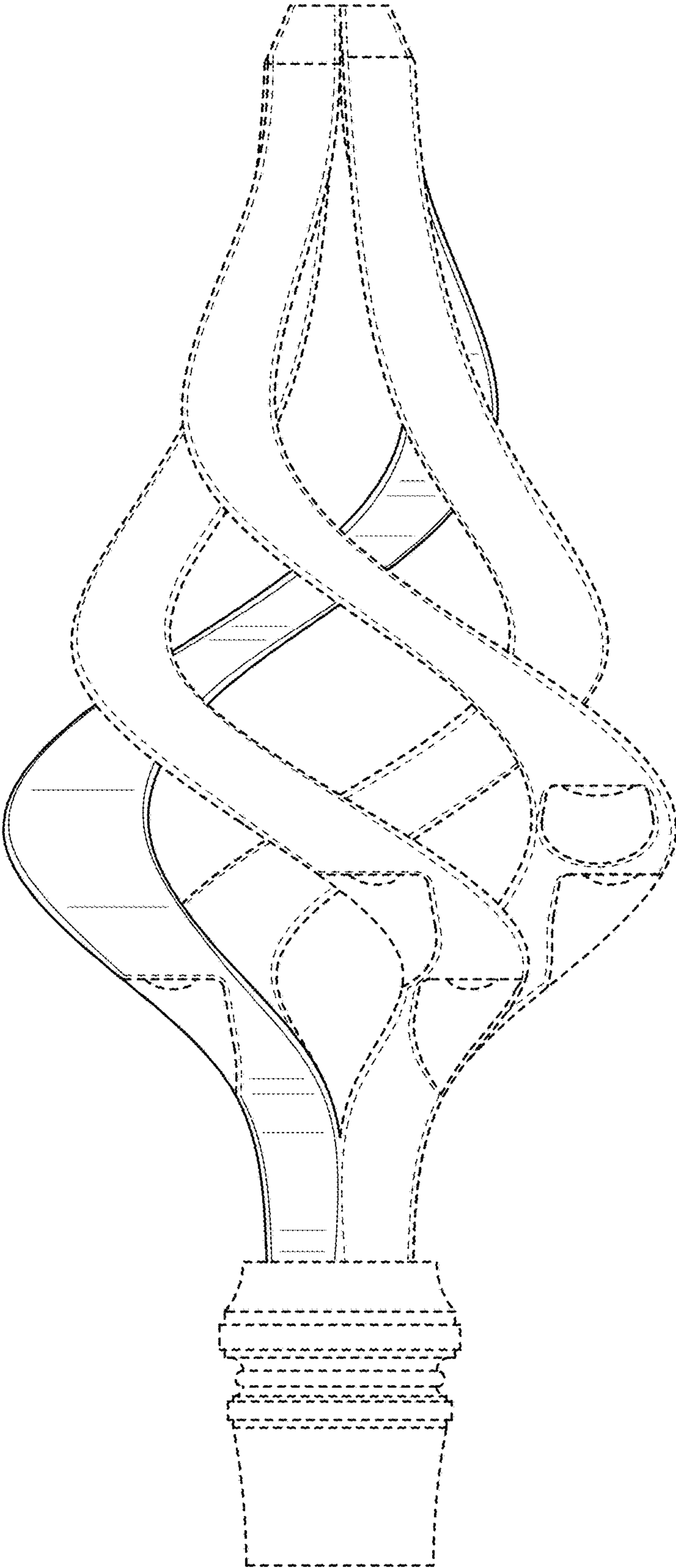


FIG. 5

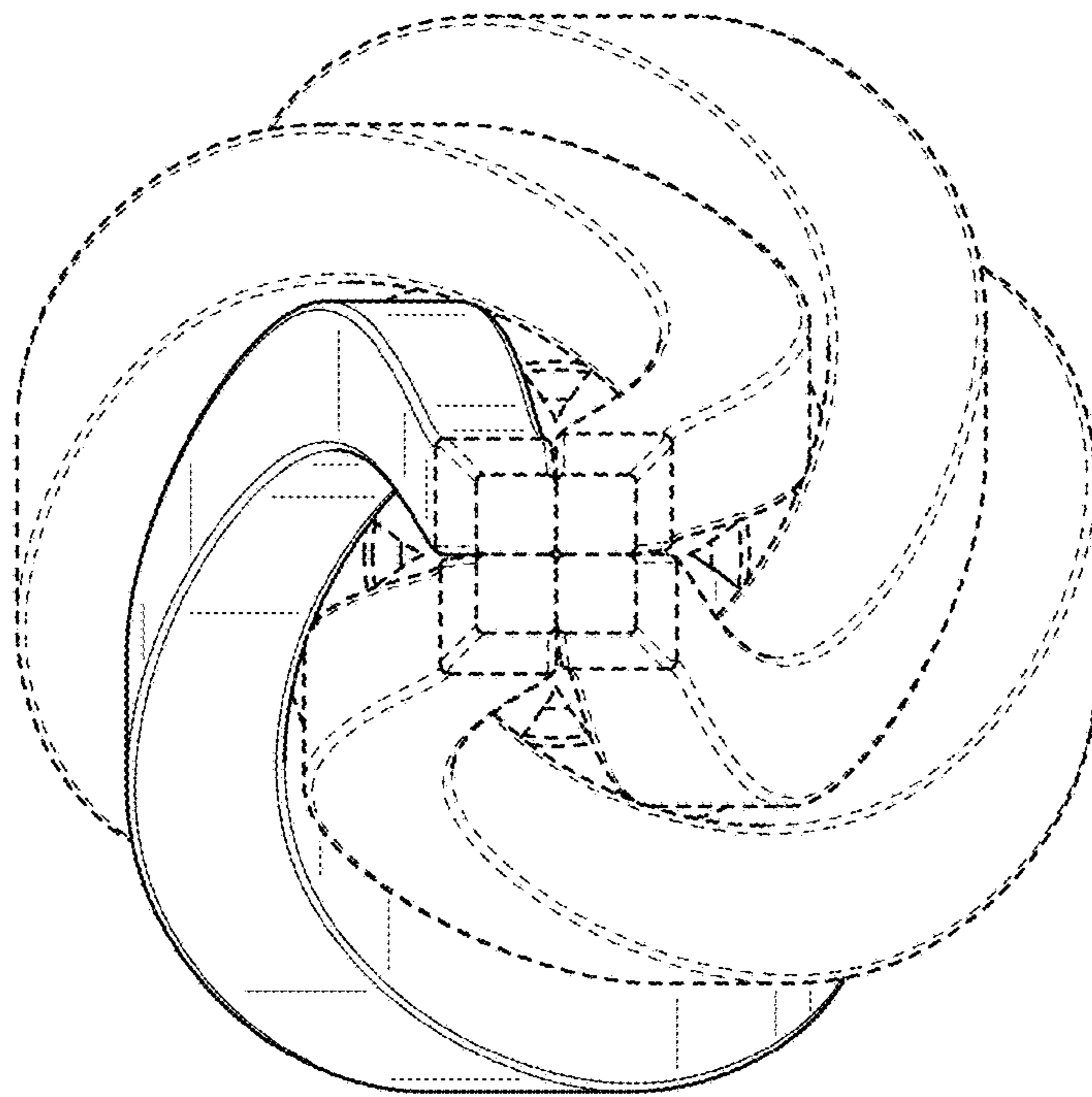


FIG. 6

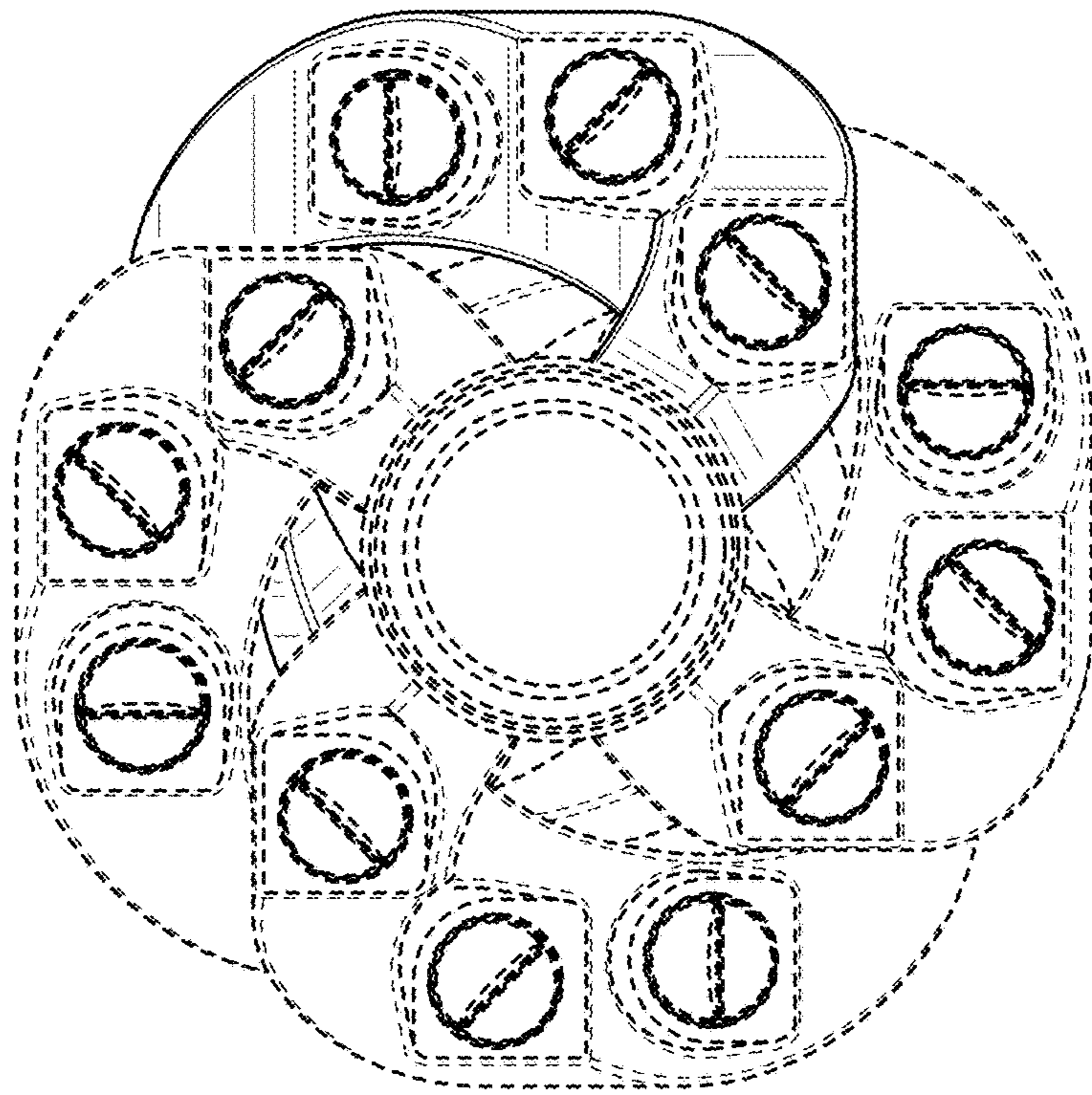


FIG. 7