



US00D774234S

(12) **United States Design Patent** (10) **Patent No.:** **US D774,234 S**
Plourde et al. (45) **Date of Patent:** **** Dec. 13, 2016**

- (54) **LIGHT FIXTURE**
- (71) Applicant: **Dioluce, LLC**, New Britain, CT (US)
- (72) Inventors: **Roger Plourde**, Woodbury, CT (US);
Hae N. Yi, Woodbury, CT (US);
Byoung K. Shin, Incheon (KR)
- (73) Assignee: **Dioluce, LLC**, Woodbury, CT (US)
- (**) Term: **14 Years**
- (21) Appl. No.: **29/494,409**
- (22) Filed: **Jun. 20, 2014**

D437,669 S	2/2001	Blason	
D438,326 S	2/2001	Kan	
6,231,213 B1	5/2001	Schmidt et al.	
D448,499 S	9/2001	Choi	
D477,093 S	7/2003	Moriyama	
6,590,343 B2	7/2003	Pederson	
D496,121 S *	9/2004	Santoro	D26/76
D506,274 S	6/2005	Moriyama	
7,014,332 B2	3/2006	Sergio et al.	
D556,358 S *	11/2007	Santoro	D26/76
7,307,391 B2	12/2007	Shan	
D608,490 S *	1/2010	Chung	D26/118
7,784,996 B1	8/2010	Cummer	

(Continued)

FOREIGN PATENT DOCUMENTS

GB 2479216 A 10/2011

Primary Examiner — George D Kirschbaum

Assistant Examiner — Natasha Vujcic

(74) *Attorney, Agent, or Firm* — Lando & Anastasi, LLP;
John N. Anastasi; William J. Seymour

- Related U.S. Application Data**
- (63) Continuation of application No. 14/104,564, filed on Dec. 12, 2013.
- (51) **LOC (10) Cl.** **26-03**
- (52) **U.S. Cl.**
USPC **D26/76**
- (58) **Field of Classification Search**
USPC . D26/24, 39, 59, 67, 68, 69, 70, 71, 72, 74,
D26/76, 77, 80, 88, 89, 98, 138, 139,
D26/140, 141, 142, 151, 152
CPC F24S 4/001; F24S 4/005; F24S 8/00;
F24S 8/04; F24S 8/043; F24S
8/046; F24S 8/06–8/065; F24S
13/02; F24S 13/04; F24S 13/06
See application file for complete search history.

(57) **CLAIM**

The ornamental design for a light fixture, as shown and described.

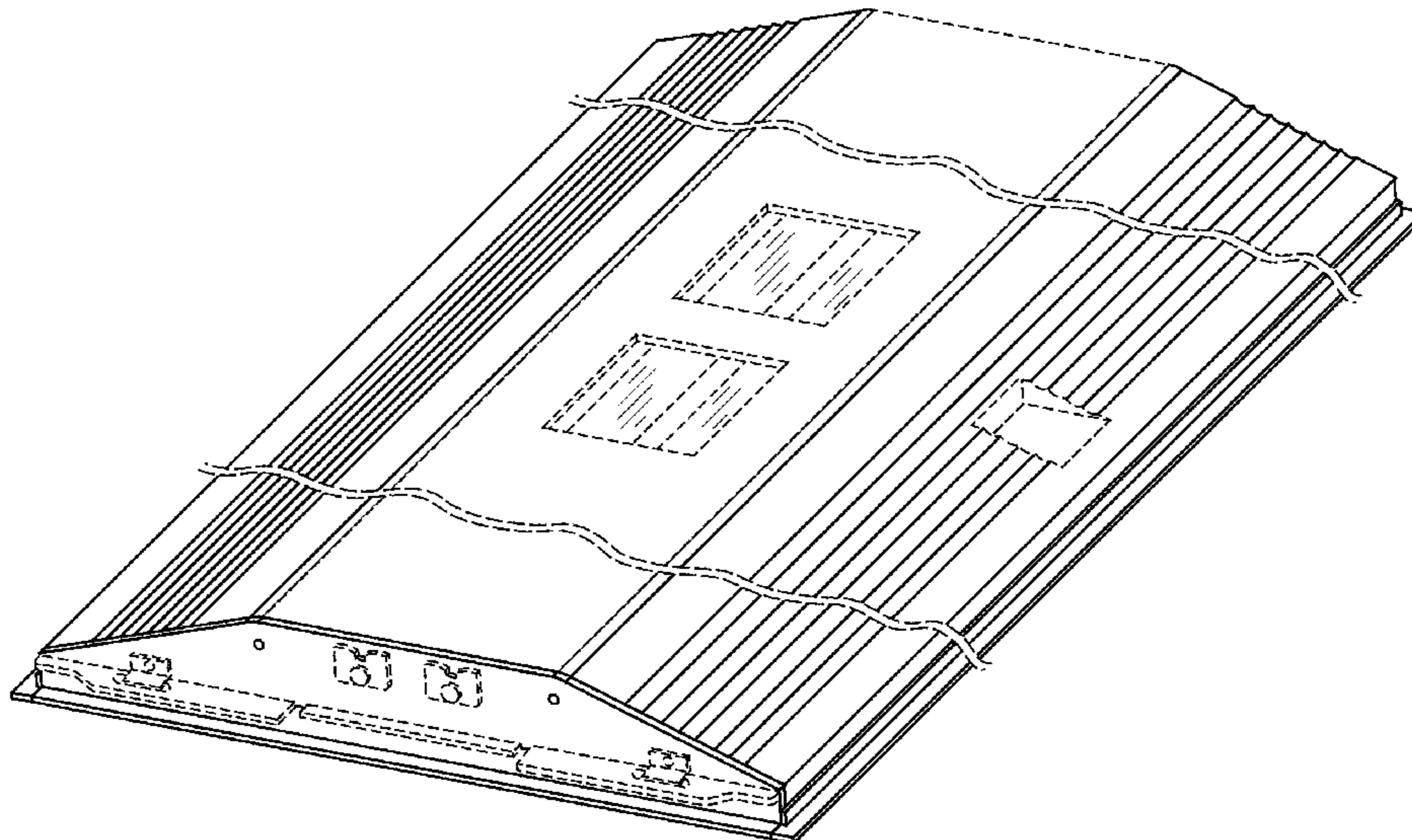
DESCRIPTION

FIG. 1 is a perspective view of a light fixture;
 FIG. 2 is an end view of a light fixture;
 FIG. 3 is a bottom view of a light fixture;
 FIG. 4 is a top view of a light fixture;
 FIG. 5 is a right side view of a light fixture; and,
 FIG. 6 is a left side view of a light fixture.

The broken lines in the drawings illustrate portions of the light fixture which form no part of the claimed design.
 The break lines in the drawings indicate that the appearance of any portion of the light fixture between the break lines forms no part of the claimed design.

- (56) **References Cited**
U.S. PATENT DOCUMENTS
- 4,714,219 A 12/1987 Mayse
- D295,329 S 4/1988 Roos et al.
- D374,301 S * 10/1996 Kleffman D26/76
- 5,653,412 A 8/1997 Martorano et al.
- 6,082,031 A 7/2000 Heaton et al.

1 Claim, 5 Drawing Sheets



(56)

References Cited

U.S. PATENT DOCUMENTS

7,853,414 B2	12/2010	Mischel, Jr. et al.	2007/0189001 A1	8/2007	Nielson et al.
7,997,770 B1	8/2011	Meurer	2007/0247850 A1	10/2007	Hawkins et al.
8,070,312 B2	12/2011	Verfuert et al.	2010/0079075 A1	4/2010	Son
D653,376 S	1/2012	Kong et al.	2010/0102730 A1	4/2010	Simon et al.
8,376,583 B2	2/2013	Wang et al.	2010/0149791 A1	6/2010	McCane et al.
D678,597 S *	3/2013	Lehman D26/120	2010/0176724 A1	7/2010	Neal et al.
8,419,209 B2	4/2013	Mai	2011/0058372 A1	3/2011	Lerman et al.
D698,975 S *	2/2014	Blessitt D26/74	2011/0221350 A1	9/2011	Staab
D703,368 S	4/2014	Oldani	2012/0020112 A1	1/2012	Fisher et al.
D709,636 S	7/2014	Murata et al.	2012/0044435 A1	2/2012	Dai
9,052,075 B2 *	6/2015	Demuynck F21S 9/022	2012/0069582 A1	3/2012	Chang
9,206,948 B1 *	12/2015	Scribante F21K 9/17	2012/0146503 A1	6/2012	Negley et al.
D747,529 S *	1/2016	Yoon D26/74	2012/0242929 A1	9/2012	Ohyama
D749,768 S *	2/2016	Snell D26/76	2012/0287631 A1	11/2012	Sheng
2006/0023450 A1 *	2/2006	Chung F21S 8/02 362/246	2012/0300471 A1	11/2012	Howe
2006/0221606 A1	10/2006	Dowling	2012/0306377 A1	12/2012	Igaki et al.
2006/0255753 A1	11/2006	Sawada et al.	2013/0003373 A1	1/2013	Hamby et al.
2007/0025110 A1	2/2007	Langlois et al.	2013/0128177 A1	5/2013	Kuo et al.
			2013/0208212 A1	8/2013	Que et al.
			2014/0009940 A1	1/2014	Moore
			2014/0168955 A1	6/2014	Gershaw
			2014/0313716 A1	10/2014	Lang

* cited by examiner

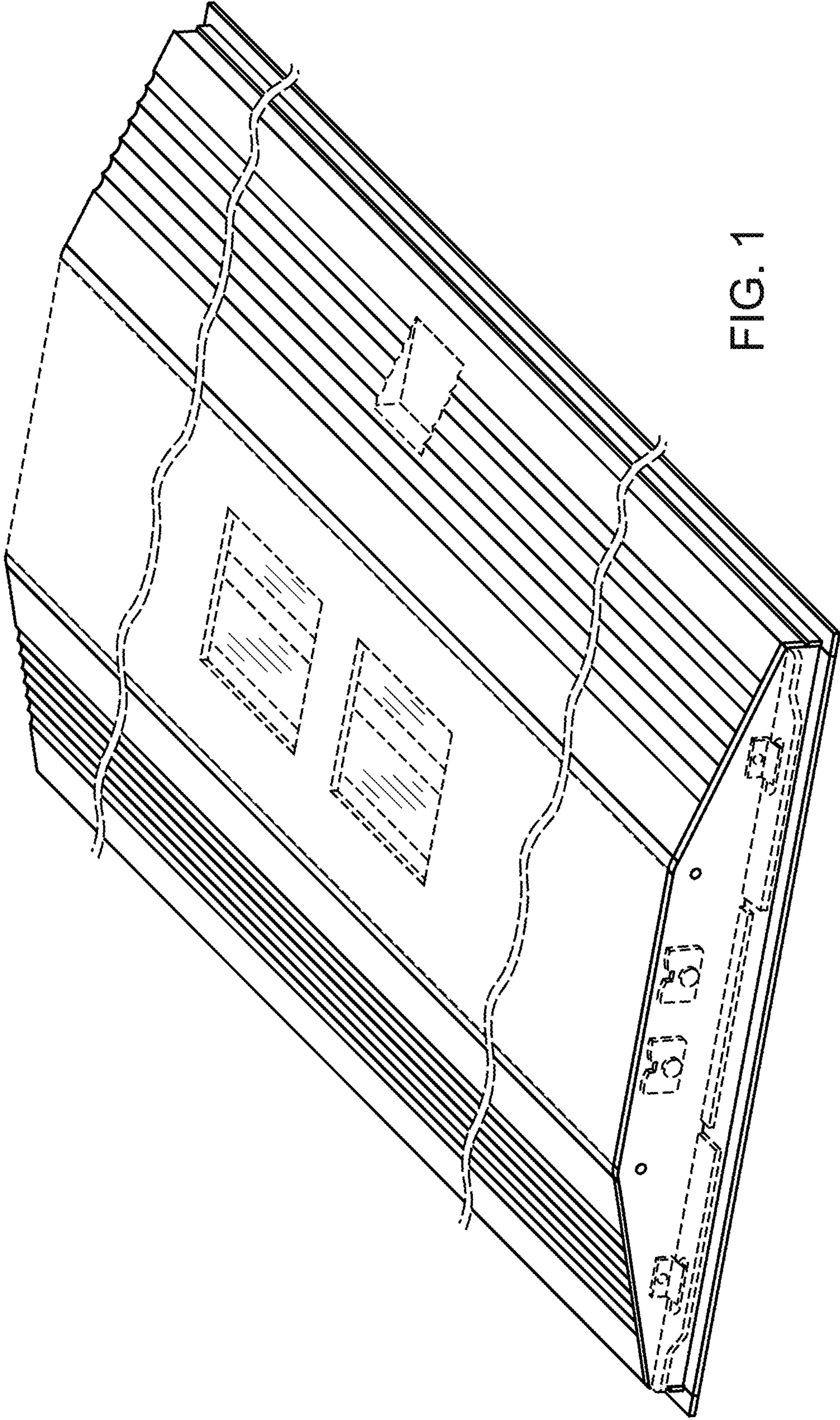


FIG. 1

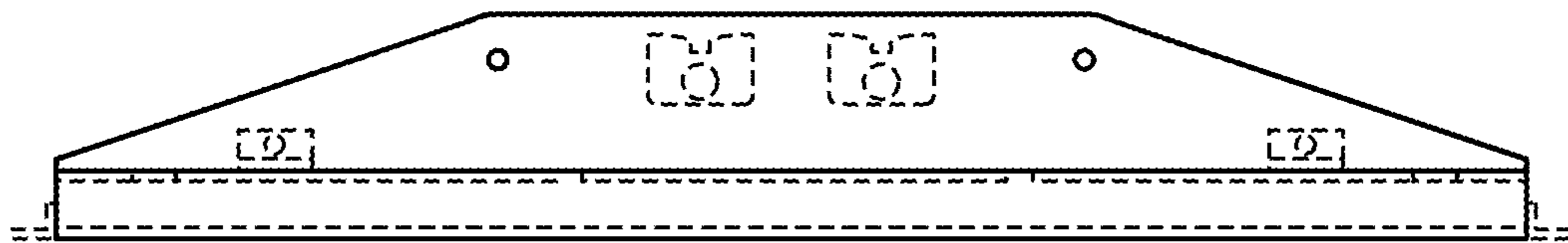


FIG. 2

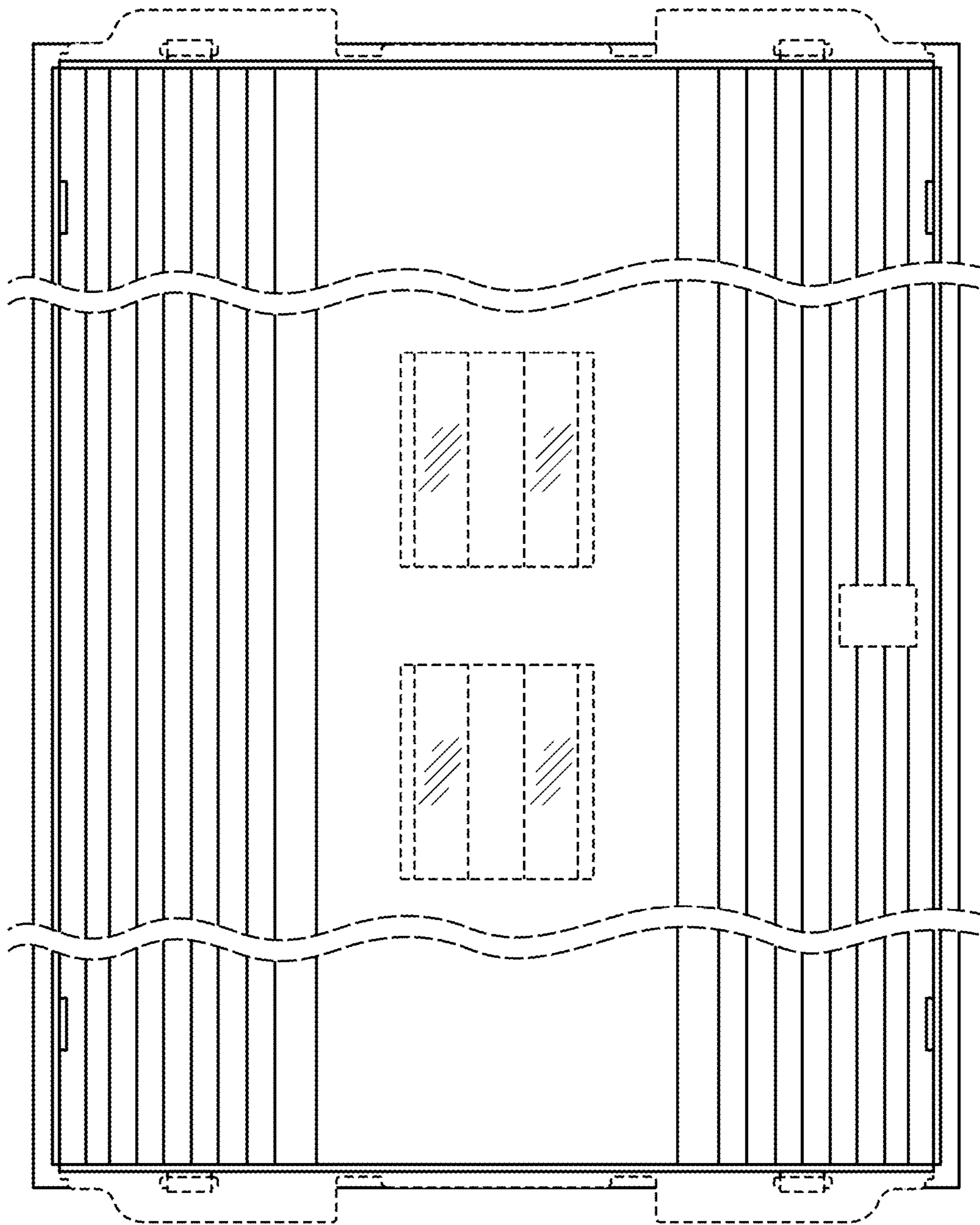


FIG. 3

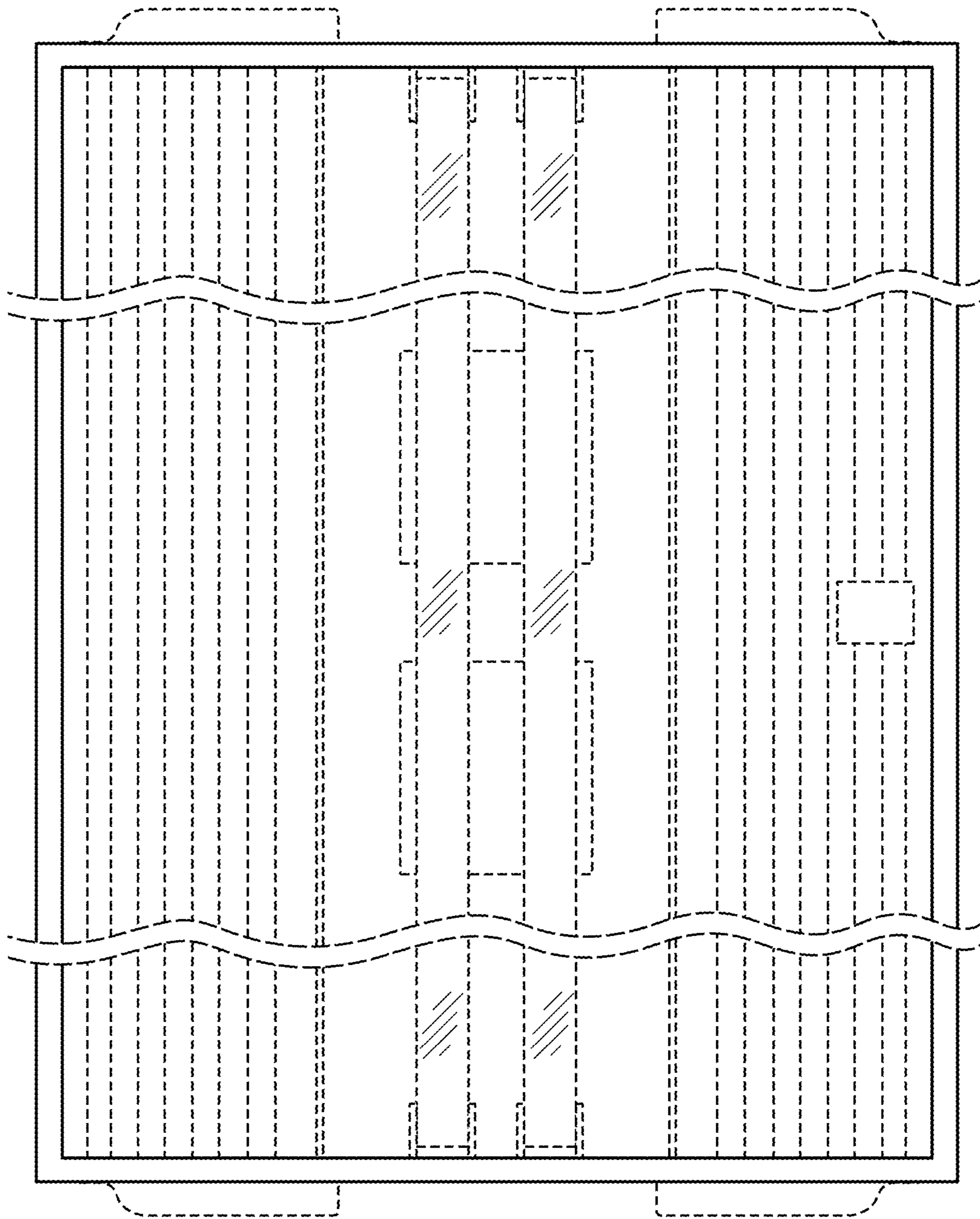


FIG. 4

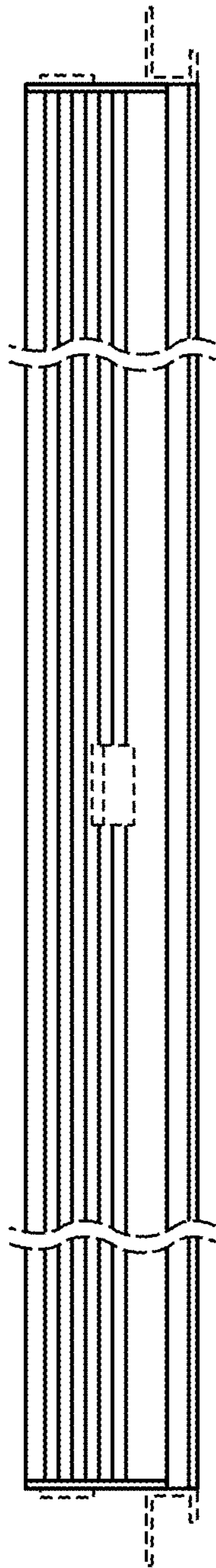


FIG. 5




FIG. 6