



US00D774211S

(12) **United States Design Patent** (10) **Patent No.:** **US D774,211 S**
Metcalf (45) **Date of Patent:** **** Dec. 13, 2016**

- (54) **PANEL WITH STRIPE PATTERN**
- (71) Applicant: **3form, LLC**, Salt Lake City, UT (US)
- (72) Inventor: **Elizabeth Egan Metcalf**, Salt Lake City, UT (US)
- (73) Assignee: **3Form, LLC**, Salt Lake City, UT (US)
- (**) Term: **15 Years**
- (21) Appl. No.: **29/530,501**
- (22) Filed: **Jun. 17, 2015**

D653,780 S *	2/2012	Metcalf	D25/138
D705,948 S *	5/2014	Schober	D25/105
D705,949 S *	5/2014	Schober	D25/105
D707,854 S *	6/2014	Schober	D25/111
D720,472 S *	12/2014	Schober	D25/104
D728,828 S *	5/2015	Metcalf	D25/103

(Continued)

FOREIGN PATENT DOCUMENTS

EM 001862756-0001 * 6/2011

OTHER PUBLICATIONS

http://www.3-form.com/materials/pressed_glass/woods/highres_zebrano_pressed/ Available Jun. 7, 2015.*

Primary Examiner — Susan Bennett Hattan
Assistant Examiner — Leanne Was
(74) *Attorney, Agent, or Firm* — Workman Nydegger

Related U.S. Application Data

- (63) Continuation of application No. 14/998,010, filed on Mar. 18, 2015.
- (51) **LOC (10) Cl.** **25-01**
- (52) **U.S. Cl.**
USPC **D25/104; D25/150**
- (58) **Field of Classification Search**
USPC D5/5, 7, 20, 24, 32, 43; D6/332;
D25/58, 102-105, 110, 111, 138-144,
D25/149, 150, 153, 156, 157, 163, 199;
52/81.4-81.6, 239, 241, 311.1, 311.2,
52/313, 316, 481.2, 783.1, 788.1; 156/63;
442/181; 428/34, 38, 67, 143, 147,
428/480, 483
CPC B32B 3/30; B44C 3/046; E04B 2/72;
Y10T 428/24479
See application file for complete search history.

(57) **CLAIM**
The ornamental design for a panel with stripe pattern, as shown and described.

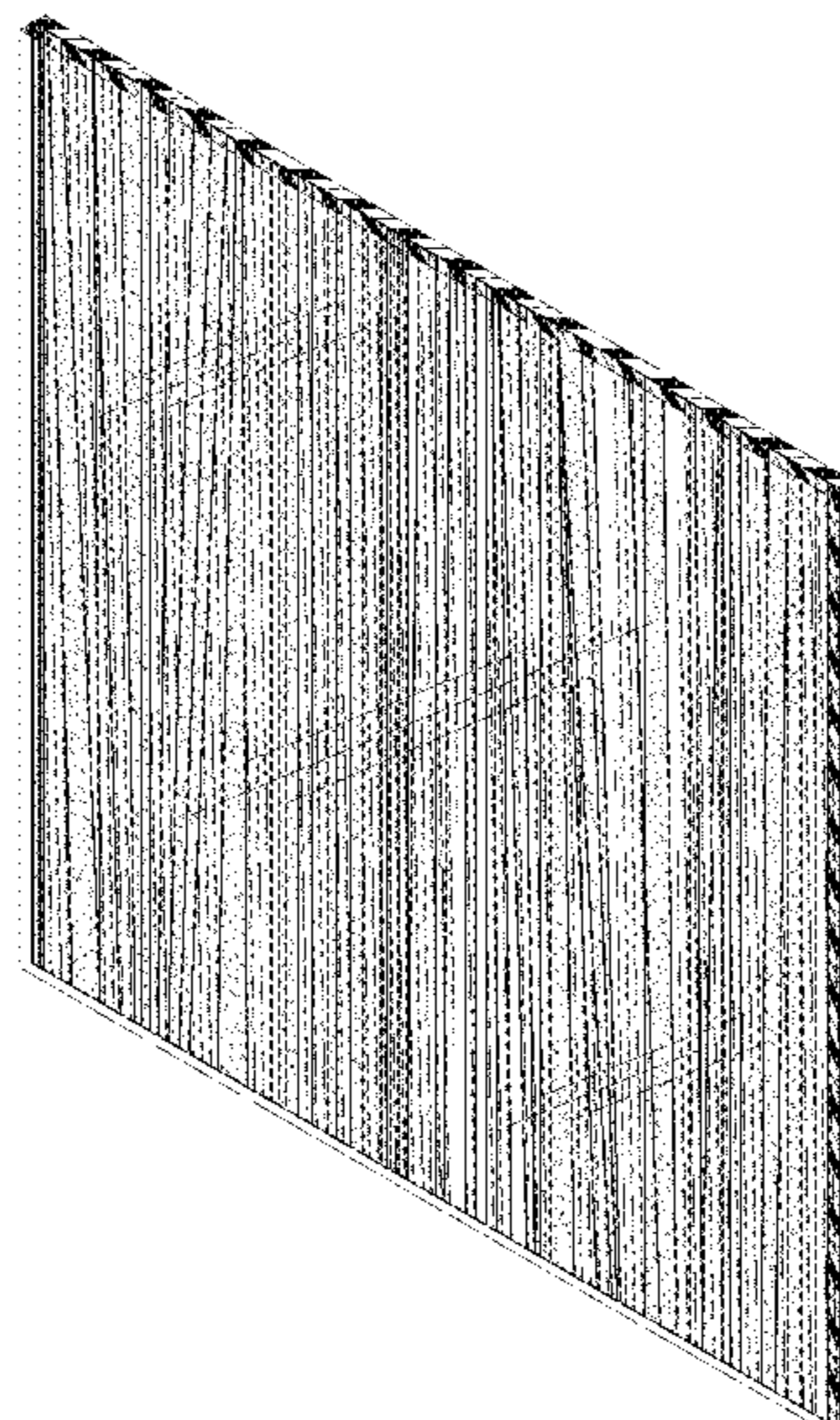
DESCRIPTION

FIG. 1 is a front perspective view of a panel with stripe pattern as used in a partition;
FIG. 2 is a front perspective view thereof;
FIG. 3 is a front elevational view thereof;
FIG. 4 is a top plan view thereof taken in the direction of line 4-4 in FIG. 3;
FIG. 5 is a right elevational view thereof taken in the direction of line 5-5 in FIG. 3;
FIG. 6 is a left elevational view thereof taken in the direction of line 6-6 in FIG. 3; and,
FIG. 7 is a bottom plan view thereof taken in the direction of line 7-7 in FIG. 3.
The broken lines in the drawing depict environmental subject matter only and form no part of the claimed design.

1 Claim, 3 Drawing Sheets

(56) **References Cited**
U.S. PATENT DOCUMENTS

D224,149 S *	7/1972	Sahm	D25/150
D224,150 S *	7/1972	Sahm	D25/150
D261,191 S *	10/1981	Ford	D25/150
D644,340 S *	8/2011	Canales	D25/138
D652,958 S *	1/2012	Canales	D25/138
D653,777 S *	2/2012	Damen	D25/138



US D774,211 S

Page 2

(56)

References Cited

2014/0072732 A1* 3/2014 Moore B32B 9/02
428/13

U.S. PATENT DOCUMENTS

2011/0268921 A1* 11/2011 Canales B32B 3/30
428/156

* cited by examiner

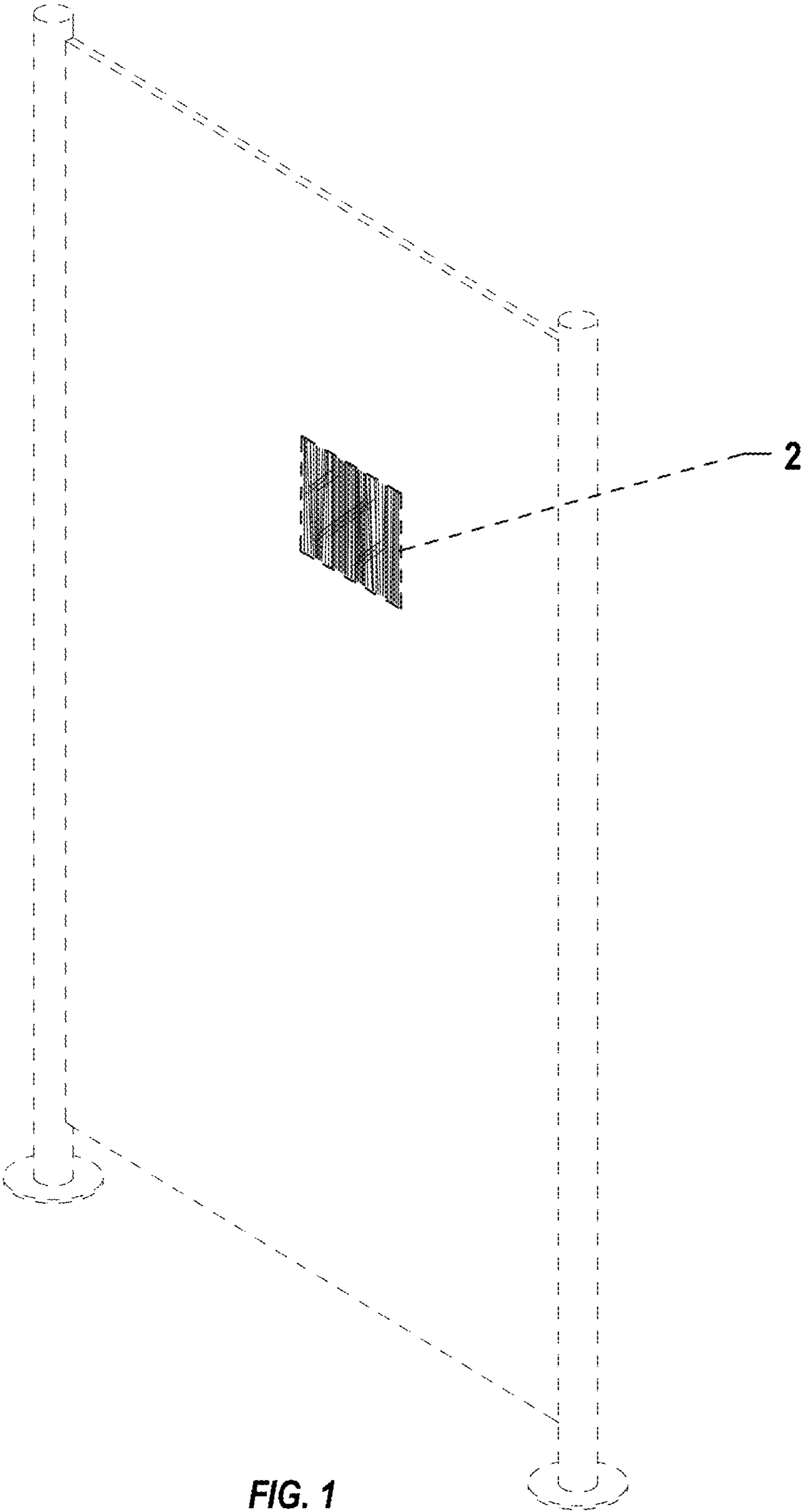


FIG. 1

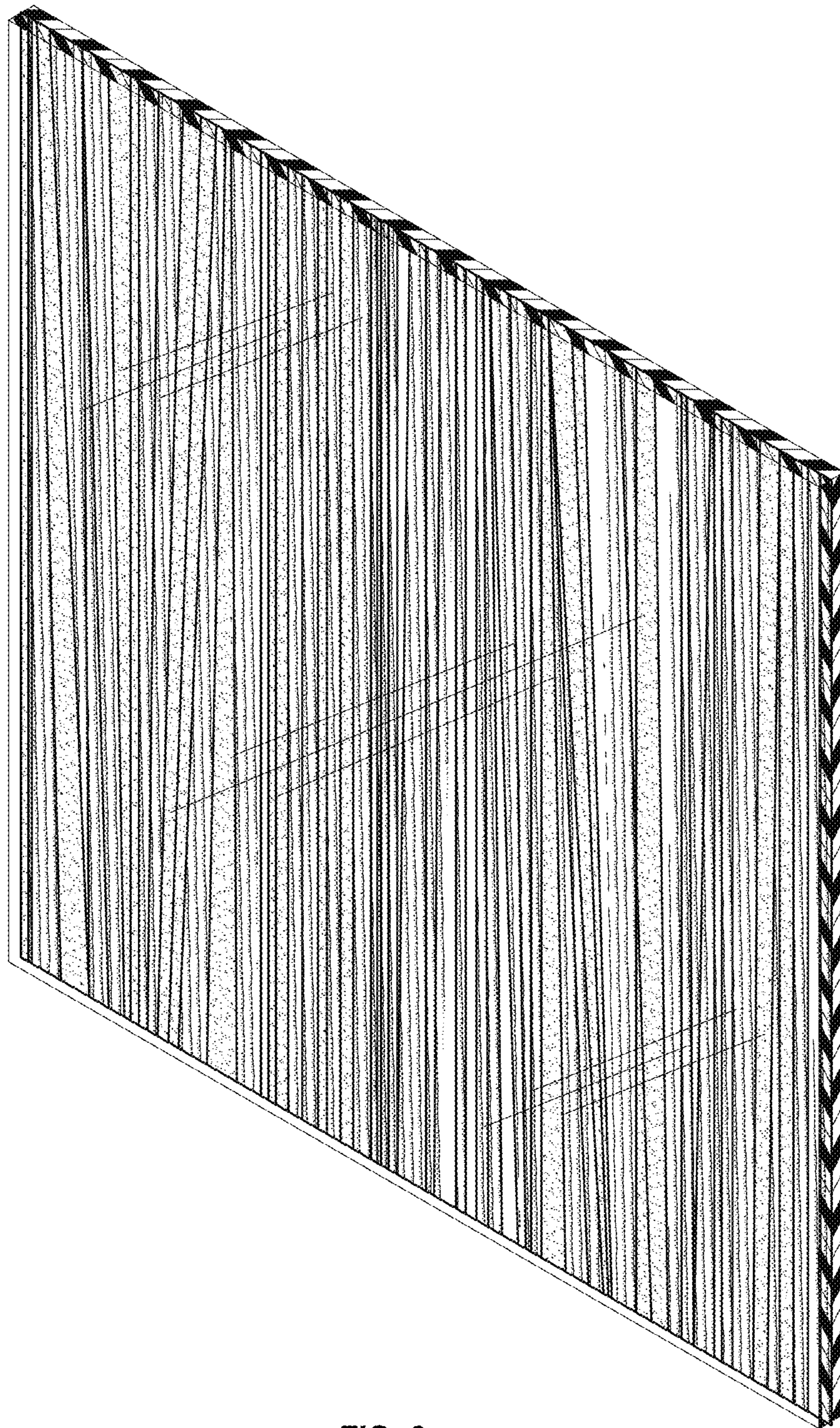


FIG. 2

