



US00D774209S

(12) **United States Design Patent** (10) **Patent No.:** **US D774,209 S**
Siegel et al. (45) **Date of Patent:** **** Dec. 13, 2016**

(54) **ROOM**

(71) Applicant: **Apple Inc**, Cupertino, CA (US)
(72) Inventors: **Jonathan P. Siegel**, San Francisco, CA (US); **Christopher M. Green**, Woodside, CA (US); **Christopher Daniel Peak**, Oakland, CA (US); **Vasco Agnoli**, Stinson Beach, CA (US); **Casey Feeney**, Los Gatos, CA (US); **Kully Kraig Mandon**, San Francisco, CA (US); **James Andrus**, San Francisco, CA (US); **Sam Brown**, Sunnyvale, CA (US); **Stefan Behling**, London (GB)

(73) Assignee: **APPLE INC.**, Cupertino, CA (US)
(**) Term: **14 Years**
(21) Appl. No.: **29/517,061**
(22) Filed: **Feb. 9, 2015**
(51) **LOC (10) Cl.** **25-03**
(52) **U.S. Cl.**
USPC **D25/33**
(58) **Field of Classification Search**
USPC D21/837; 52/86, 73-78, 79.1, 79.5;
D25/10, 22, 61, 19, 30

(Continued)

(56) **References Cited**

U.S. PATENT DOCUMENTS

1,390,673 A * 9/1921 Crawford E04H 3/04
188/204 R
1,494,390 A * 5/1924 Stevenson E04H 3/04
186/52

(Continued)

OTHER PUBLICATIONS

“Microsoft Retail Store—Sometimes Less is More”, Nov. 13, 2012, Design & the Bottom Line, <https://designthebottomline.com/2012/11/13/microsoft-retail-store-sometimes-less-is-more/>.*

Primary Examiner — Susan Bennett Hattan
Assistant Examiner — Brett Miller
(74) *Attorney, Agent, or Firm* — Sterne, Kessler, Goldstein & Fox P.L.L.C.

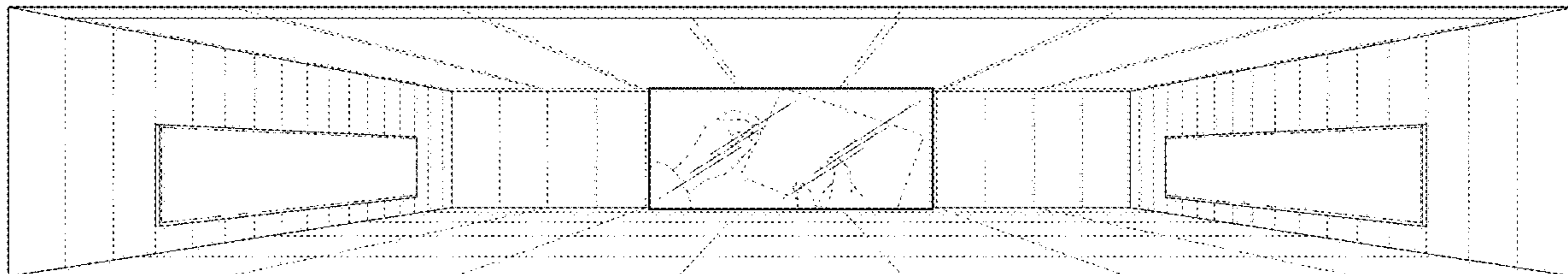
(57) **CLAIM**

The ornamental design for a room, as shown and described.

DESCRIPTION

FIG. 1 is a front outer perspective view of a room showing our new design;
FIG. 2 is a front inner elevation view thereof;
FIG. 3 is a rear inner elevation view thereof;
FIG. 4 is a right side inner elevation view thereof;
FIG. 5 is a left side inner elevation view thereof;
FIG. 6 is a top inner elevation view thereof;
FIG. 7 is a bottom inner elevation view thereof;
FIG. 8 is a front outer perspective view thereof showing the room in an environment in which it may be used;
FIG. 9 is a rear outer elevation view thereof;
FIG. 10 is a left side outer elevation view thereof;
FIG. 11 is a right side outer elevation view thereof;
FIG. 12 is a top outer elevation view thereof; and,
FIG. 13 is a bottom outer elevation view thereof.
The dashed broken lines in the Figures show portions of the room or elements thereof, or environment, that form no part of the claimed design.
The dot-dash broken lines in the figures show boundaries that form no part of the claimed design.
The oblique shade lines in the Figures show transparency or translucency.

1 Claim, 10 Drawing Sheets



(58) **Field of Classification Search**

CPC E04B 7/08; E04B 1/3205; E04B 1/3416;
 E04B 1/3408; E04H 15/36; E04H
 1/1205-1/14; E04H 1/02; E04H
 3/08; E04H 3/04; E04H 3/02

See application file for complete search history.

(56) **References Cited**

U.S. PATENT DOCUMENTS

2,034,028	A	3/1936	Eliot	
D102,100	S *	11/1936	White	D25/33
D105,236	S *	7/1937	Rifkin	D25/33
D122,150	S	8/1940	Spencer	
3,256,651	A	6/1966	Kallman	
3,474,580	A *	10/1969	Smeeth	E04B 1/34807 D25/4
3,514,910	A	6/1970	Comm	
D220,759	S *	5/1971	Renwick	D25/33
4,055,923	A	11/1977	Biebuyck	
4,918,882	A	4/1990	Funk	
D311,775	S	10/1990	Brown	
D395,521	S *	6/1998	De Leu	D25/58
D584,829	S	1/2009	Herbots	
D659,853	S	5/2012	Backus et al.	
8,689,932	B2	4/2014	Dupont	
D712,067	S	8/2014	Backus et al.	
D720,082	S	12/2014	O'Callaghan et al.	
D764,841	S *	8/2016	Park	D25/1
2003/0029101	A1	2/2003	Lyons	
2006/0150547	A1 *	7/2006	Menard	E04H 3/02 52/236.3
2012/0096777	A1	4/2012	Backus et al.	
2013/0219807	A1 *	8/2013	Elliott	E06B 1/00 52/79.1

* cited by examiner

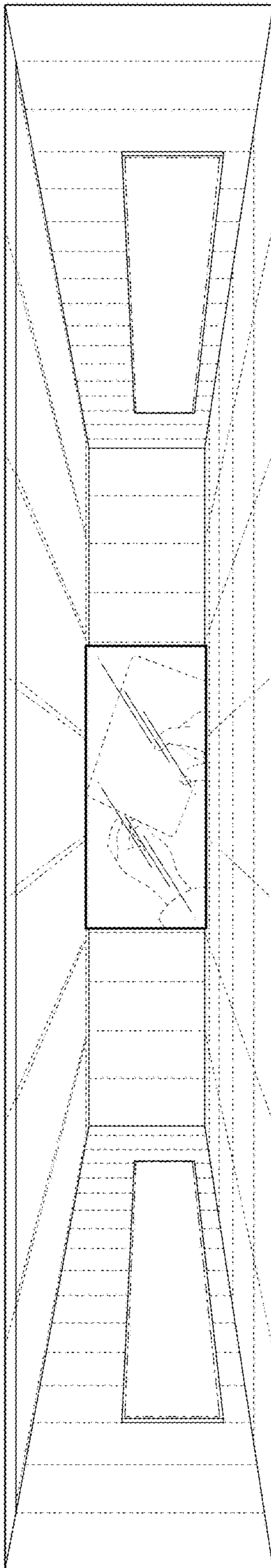


FIG. 1



FIG. 2

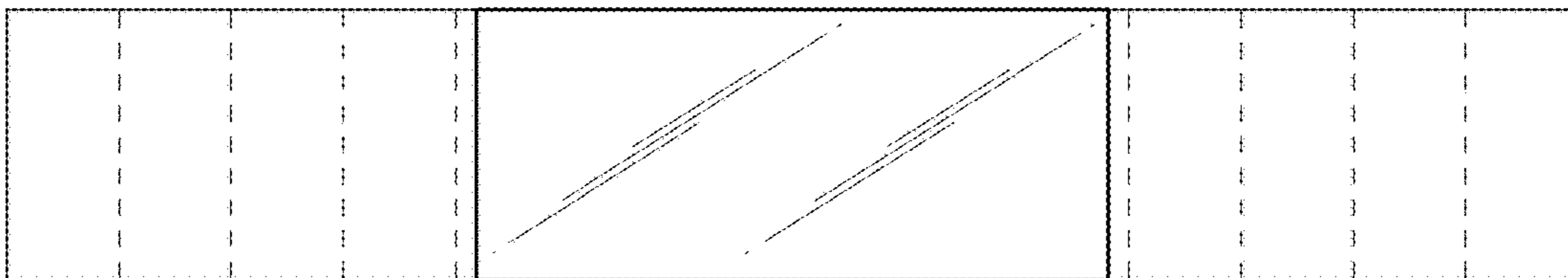


FIG. 3




FIG. 4

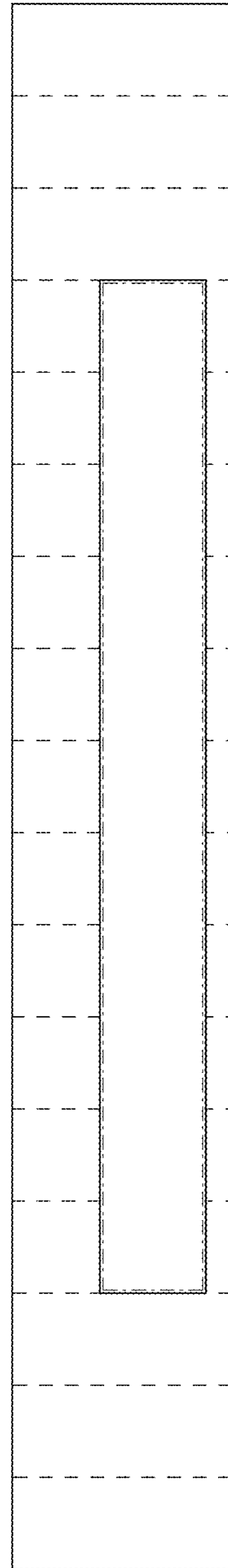


FIG. 5



FIG. 6




FIG. 7

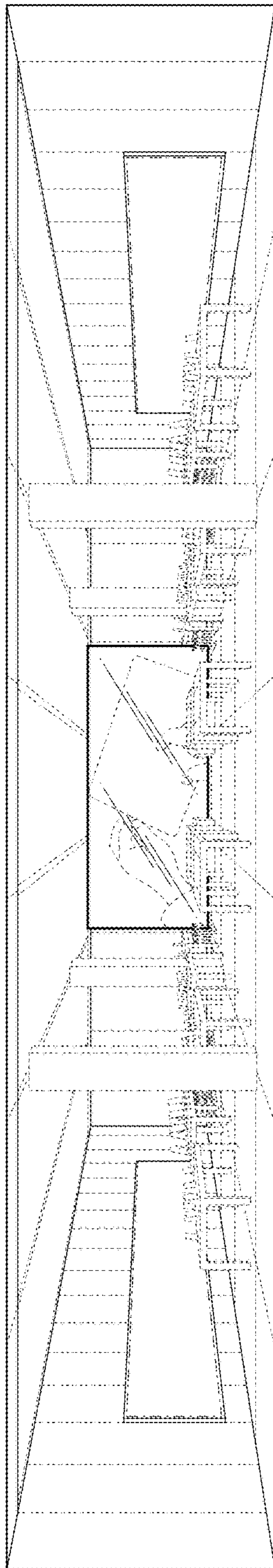


FIG. 8




FIG. 9




FIG. 10




FIG. 11



FIG. 12



FIG. 13