



US00D774202S

(12) **United States Design Patent**
Bielitz

(10) **Patent No.:** **US D774,202 S**

(45) **Date of Patent:** **** Dec. 13, 2016**

(54) **PAIR OF DISPOSABLE SANITARY FOOT PADS**

(71) Applicant: **Christina Bielitz**, Riverside, CA (US)

(72) Inventor: **Christina Bielitz**, Riverside, CA (US)

(**) Term: **14 Years**

(21) Appl. No.: **29/513,601**

(22) Filed: **Jan. 2, 2015**

(51) **LOC (10) Cl.** **24-01**

(52) **U.S. Cl.**
USPC **D24/192**

(58) **Field of Classification Search**
USPC D24/192; D29/121.2; D2/947, 948,
D2/980-994

CPC A43B 13/00; A43B 23/24; A43B 3/00;
A43B 3/0078

See application file for complete search history.

(56) **References Cited**

U.S. PATENT DOCUMENTS

2,076,316	A	10/1935	Beals, Jr.	
3,903,620	A	9/1975	Gillet	
4,279,083	A	7/1981	Dilg	
5,600,902	A	2/1997	Yavitz	
D455,002	S *	4/2002	Holden	D2/896
6,393,734	B1 *	5/2002	Ou	A43B 3/26 36/10
6,640,465	B1	11/2003	Burgess	
D494,358	S *	8/2004	Bolby	D2/991
D496,466	S *	9/2004	Slautterback	D2/952
D507,095	S *	7/2005	Gerber	D2/947

7,152,340	B2	12/2006	Issler	
D545,532	S *	7/2007	Sawtelle	D2/947
D586,545	S *	2/2009	Feldman	D2/961
7,847,143	B2	12/2010	Moramarco et al.	
D642,617	S *	8/2011	Eckardt	D19/40
D668,342	S *	10/2012	Hilaire	D24/190
D668,855	S *	10/2012	Victor	D2/948
D721,877	S *	2/2015	Steele	D2/948
D737,559	S *	9/2015	Mungo	D2/961
D739,130	S *	9/2015	Bramani	D2/948
2006/0265903	A1	11/2006	Strong	

* cited by examiner

Primary Examiner — George D Kirschbaum

Assistant Examiner — Jennifer Watkins

(57) **CLAIM**

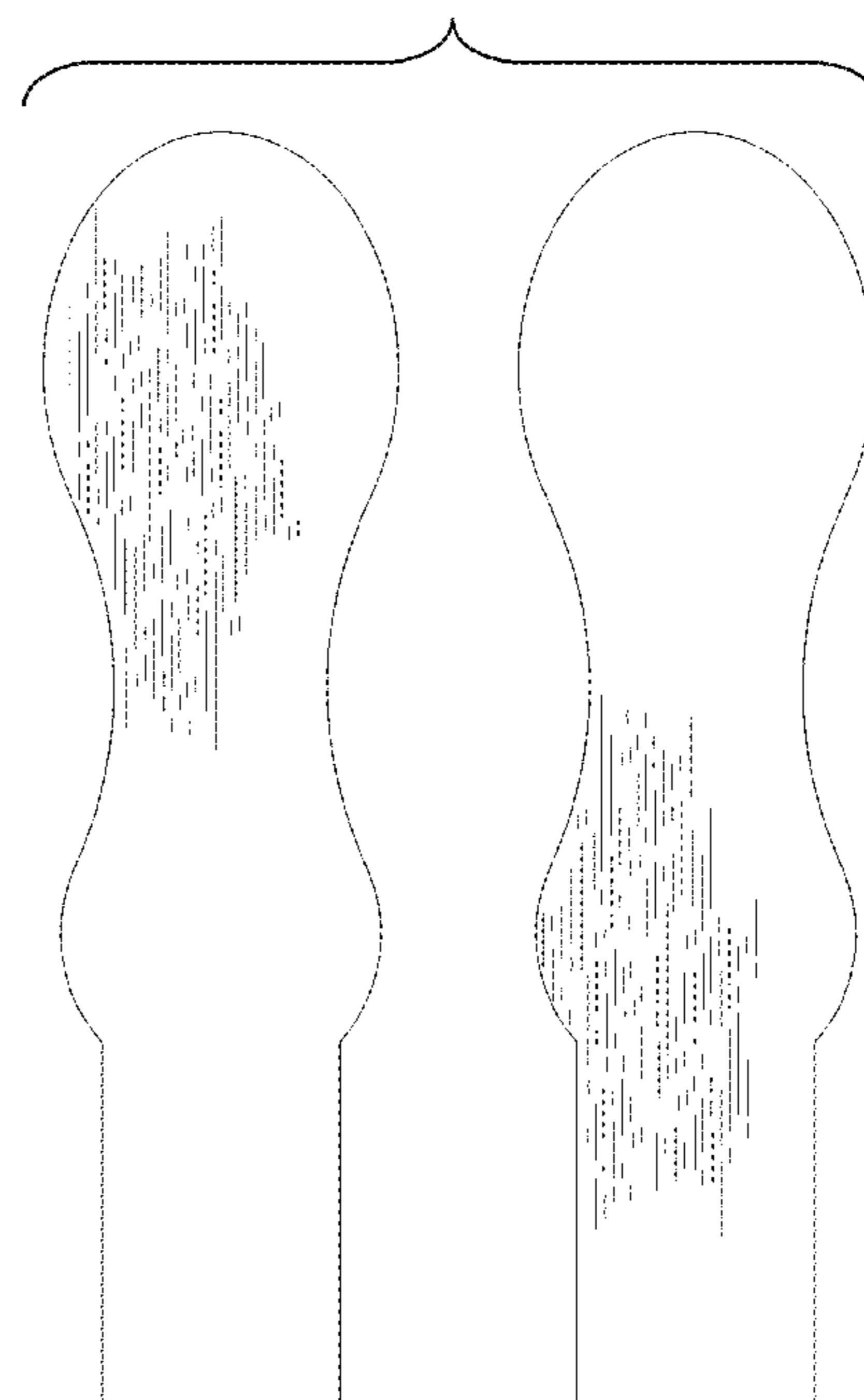
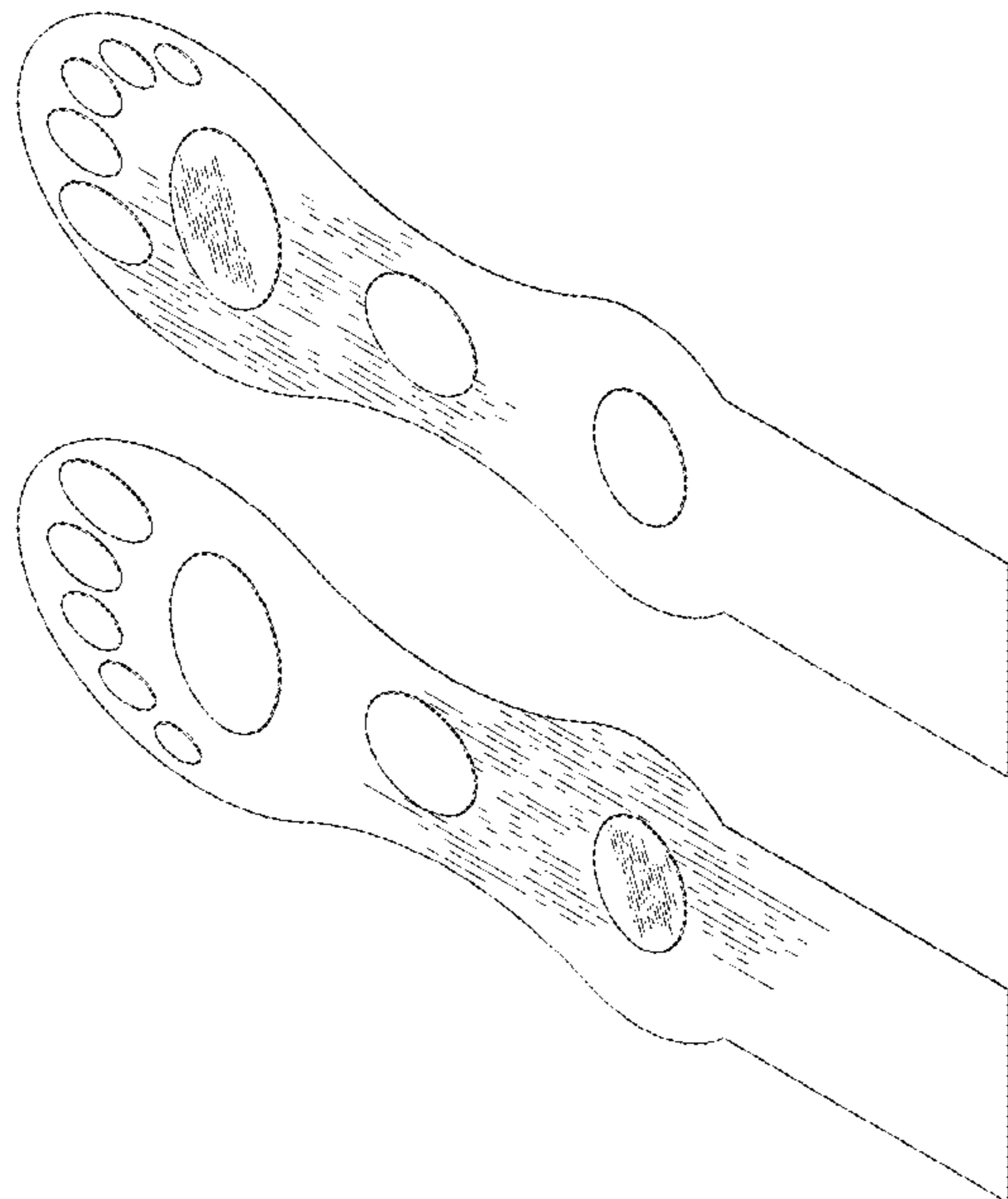
The ornamental design for a pair of disposable sanitary foot pads, as shown and described.

DESCRIPTION

FIG. 1 is a top perspective view of a pair of disposable sanitary foot pads showing my new design; FIG. 2 is a top side view thereof; FIG. 3 is a right side view thereof; FIG. 4 is a bottom side view thereof; FIG. 5 is a left side view thereof; FIG. 6 is a front side view thereof; FIG. 7 is a rear side view thereof; and, FIG. 8 is a top perspective in use view shown in an alternate configuration with one tab bent.

The broken lines illustrating a foot in FIG. 8 are for the purpose of illustrating environmental subject matter and form no part of the claim.

1 Claim, 4 Drawing Sheets



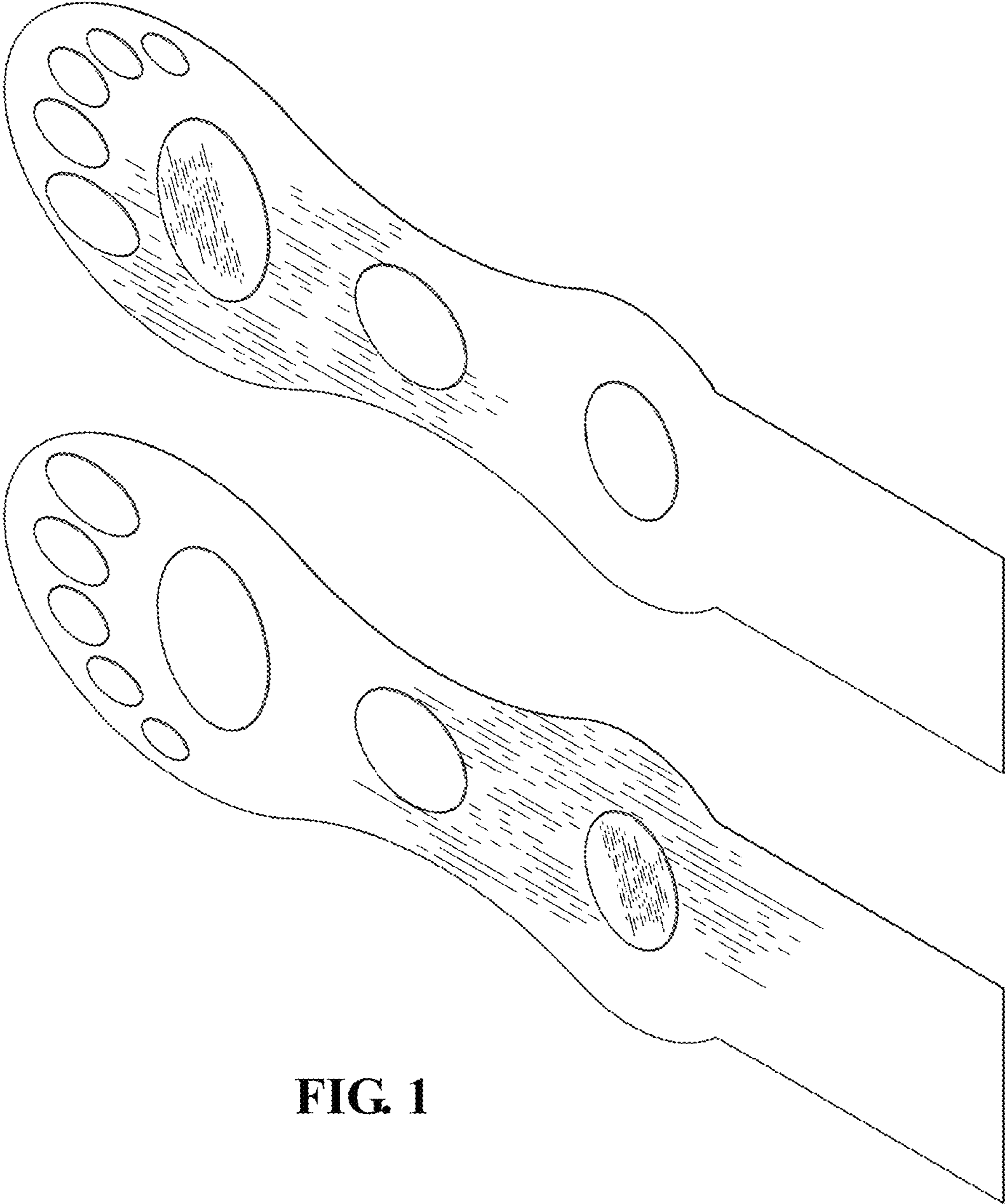


FIG. 1

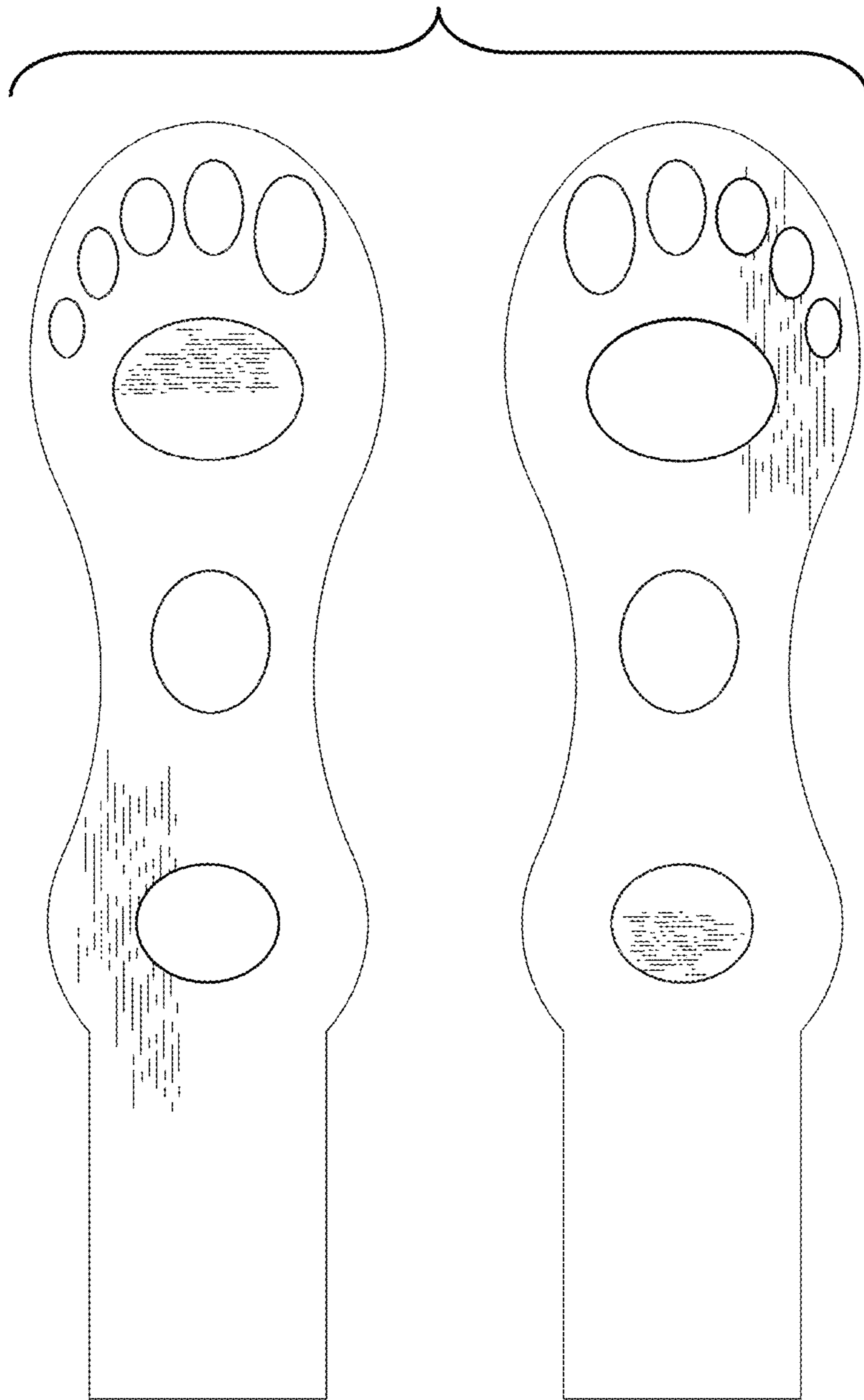


FIG. 2

FIG. 3

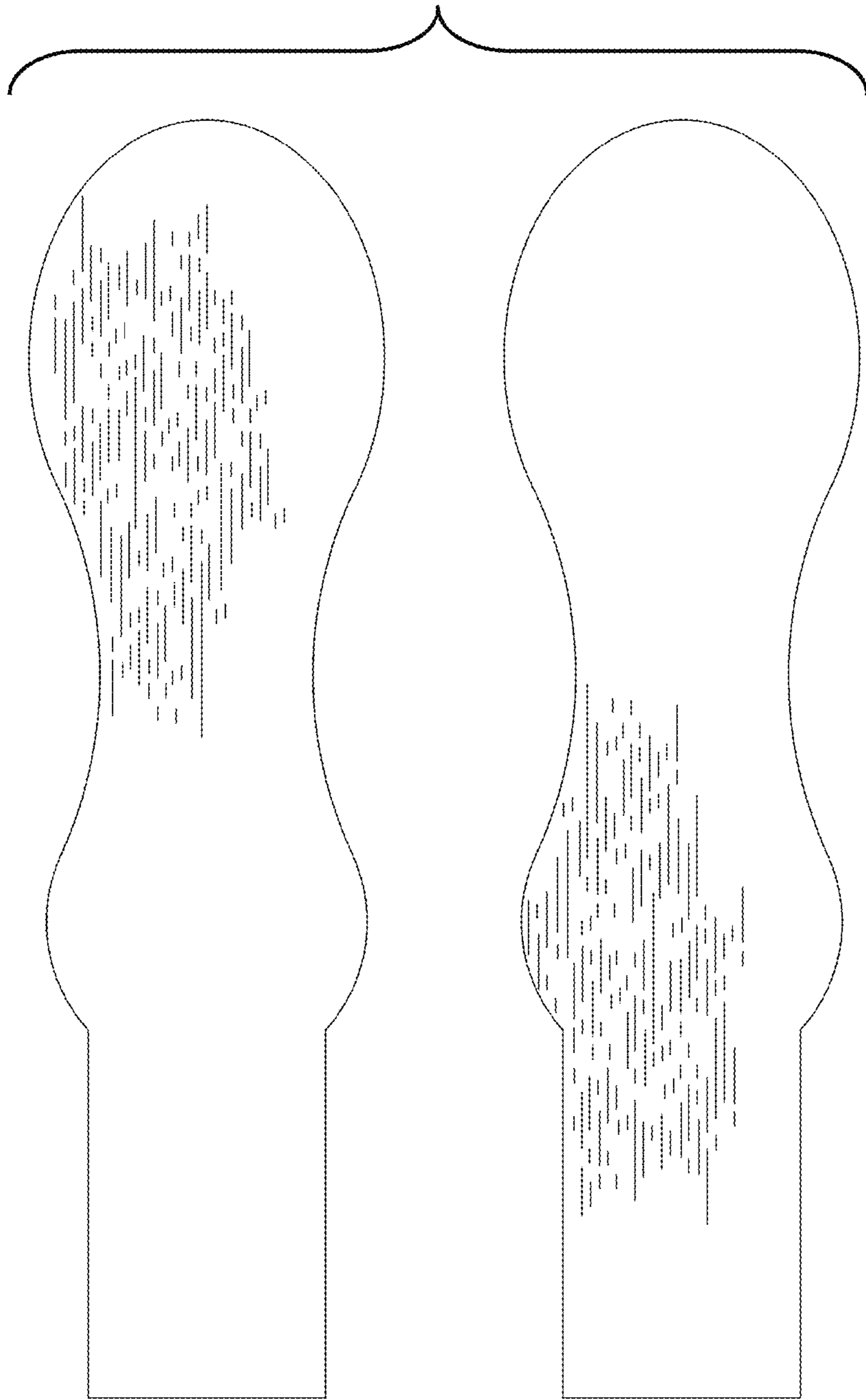


FIG. 4

FIG. 5

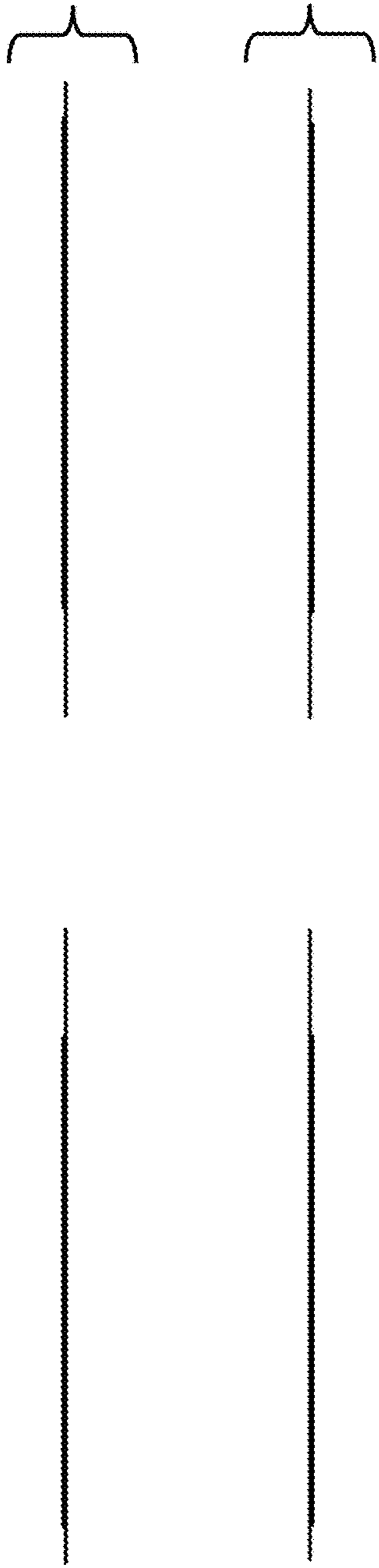


FIG. 6

FIG. 7

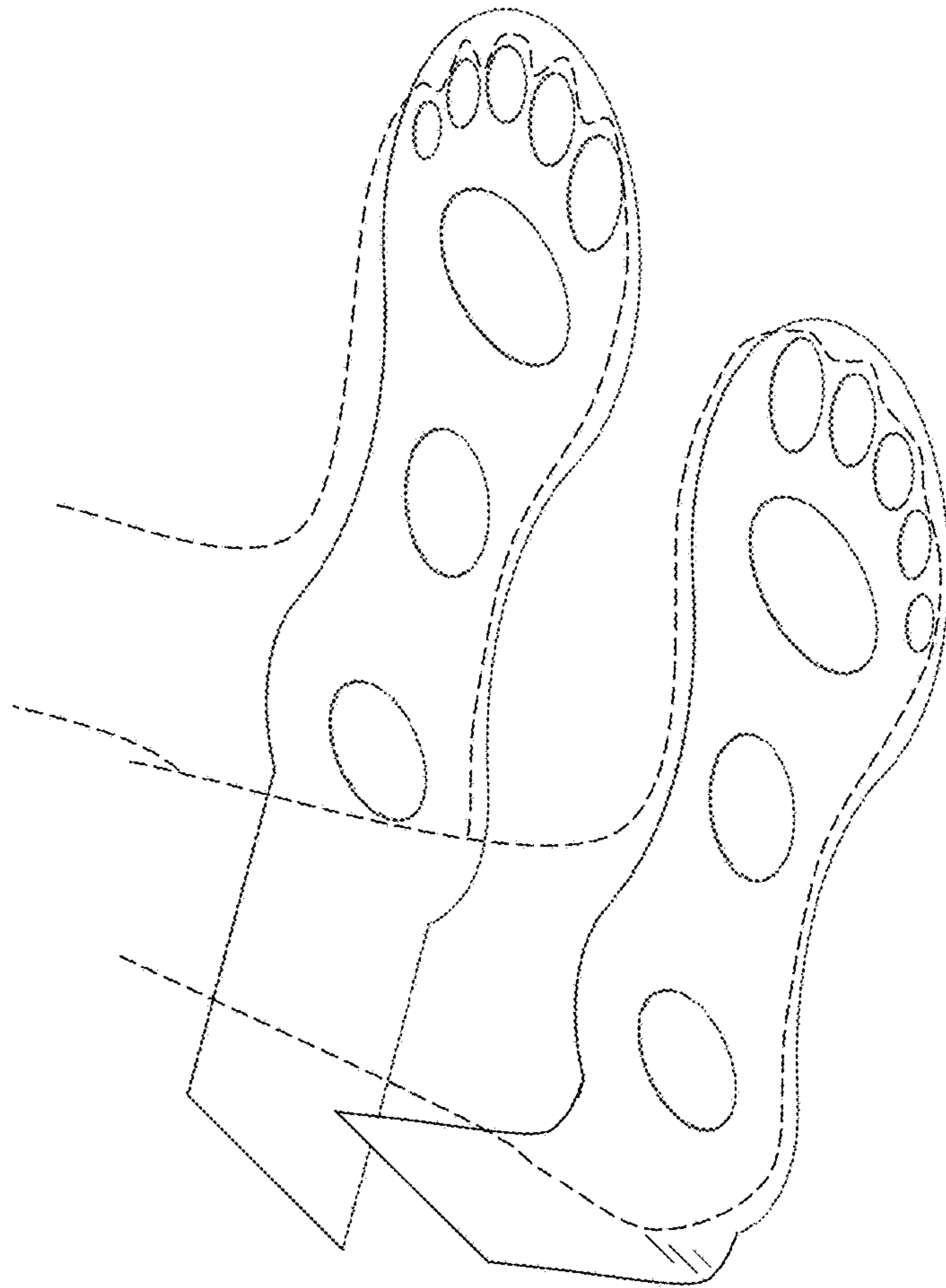


FIG. 8