



US00D774186S

(12) **United States Design Patent** (10) **Patent No.:** **US D774,186 S**
Schwab et al. (45) **Date of Patent:** **** Dec. 13, 2016**

(54) **ABSORBENT ARTICLE SUBSTRATE WITH A PATTERN**

(71) Applicant: **The Procter & Gamble Company**, Cincinnati, OH (US)

(72) Inventors: **Ashley Marie Schwab**, Cincinnati, OH (US); **Kimberly Elizabeth Hawes**, Norwood, OH (US)

(73) Assignee: **The Procter & Gamble Company**, Cincinnati, OH (US)

(**) Term: **15 Years**

(21) Appl. No.: **29/530,016**

(22) Filed: **Jun. 12, 2015**

Related U.S. Application Data

(63) Continuation-in-part of application No. 29/528,612, filed on May 29, 2015.

(51) **LOC (10) Cl.** **24-04**

(52) **U.S. Cl.**
USPC **D24/124**

(58) **Field of Classification Search**
USPC D24/124-126; 604/347, 348, 354, 604/358-361, 378, 384, 385.01, 385.201, 604/385.22, 385.24, 385.25
See application file for complete search history.

(56) **References Cited**

U.S. PATENT DOCUMENTS

D436,400 S * 1/2001 Kiecker D24/126

D444,876 S * 7/2001 Oberstadt D24/124

(Continued)

Primary Examiner — Garth Rademaker

Assistant Examiner — Samantha Q Lawrence

(74) *Attorney, Agent, or Firm* — Sarah M. DeCristofaro

(57) **CLAIM**

The ornamental design for an absorbent article substrate with a pattern, as shown and described.

DESCRIPTION

FIG. 1 is a front view of an absorbent article substrate with a pattern showing a first embodiment; FIG. 2 a front view of an absorbent article substrate with a pattern showing a second embodiment; FIG. 3 a front view of an absorbent article substrate with a pattern showing a third embodiment; FIG. 4 is a rear view of an absorbent article substrate with a pattern shown in each of FIGS. 1, 2, and 3; FIG. 5 is a left side view of an absorbent article substrate with a pattern shown in each of FIGS. 1, 2, and 3; FIG. 6 is a right side view of an absorbent article substrate with a pattern shown in each of FIGS. 1, 2, and 3; FIG. 7 is a top plan view of an absorbent article substrate with a pattern shown in each of FIGS. 1, 2, and 3; and, FIG. 8 is a bottom plan view of an absorbent article substrate with a pattern shown in each of FIGS. 1, 2, and 3.

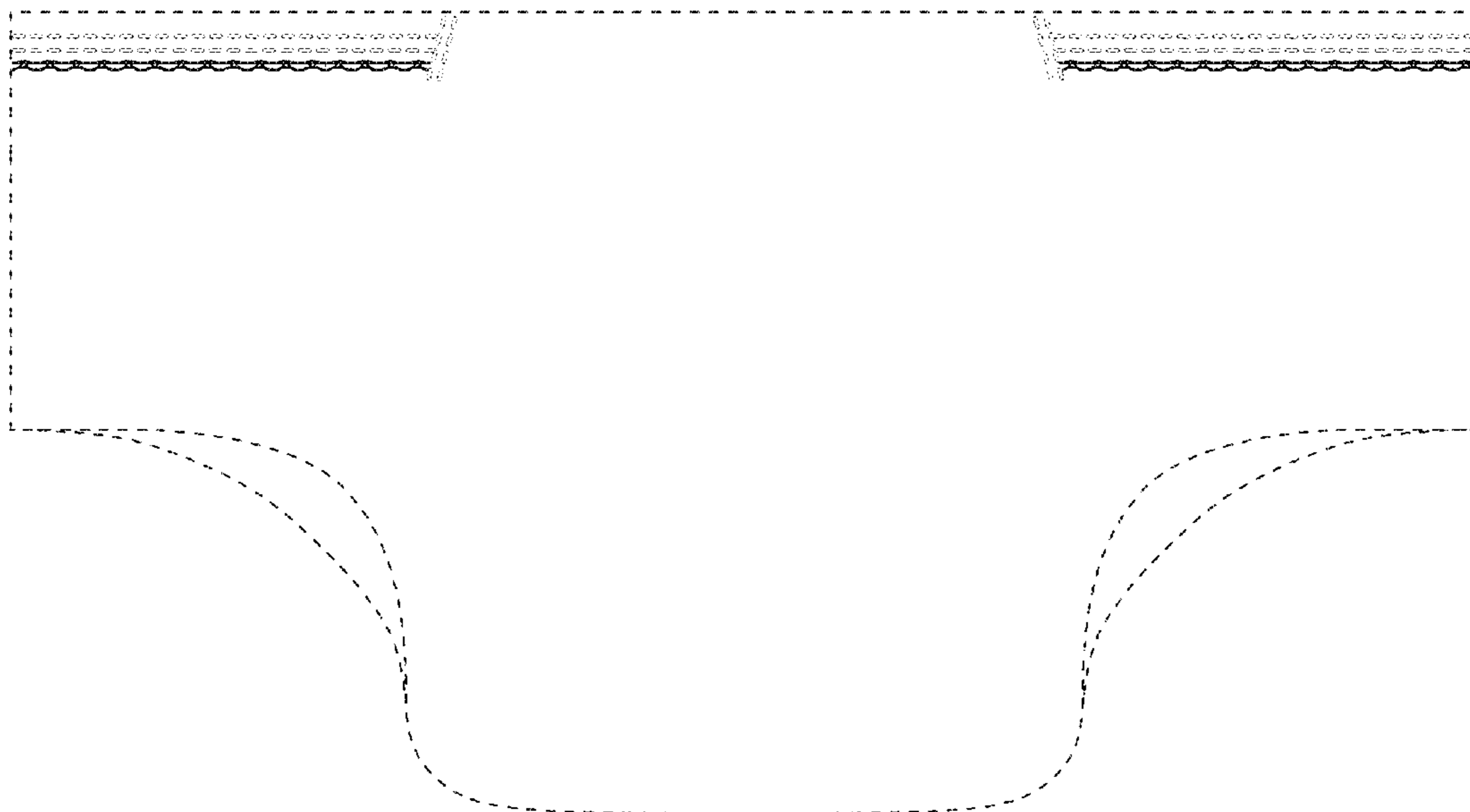
The broken lines, including those showing a folded absorbent article, are included for the purpose of illustrating environment and form no part of the claimed design.

The claimed design comprises an ornamental surface pattern printed on flat surfaces in a plane.

The broken lines on the absorbent article itself with the appearance of stitching form a part of the claimed design.

The surfaces or portions not shown in the drawings or described in the specification form no part of the claimed design.

1 Claim, 5 Drawing Sheets



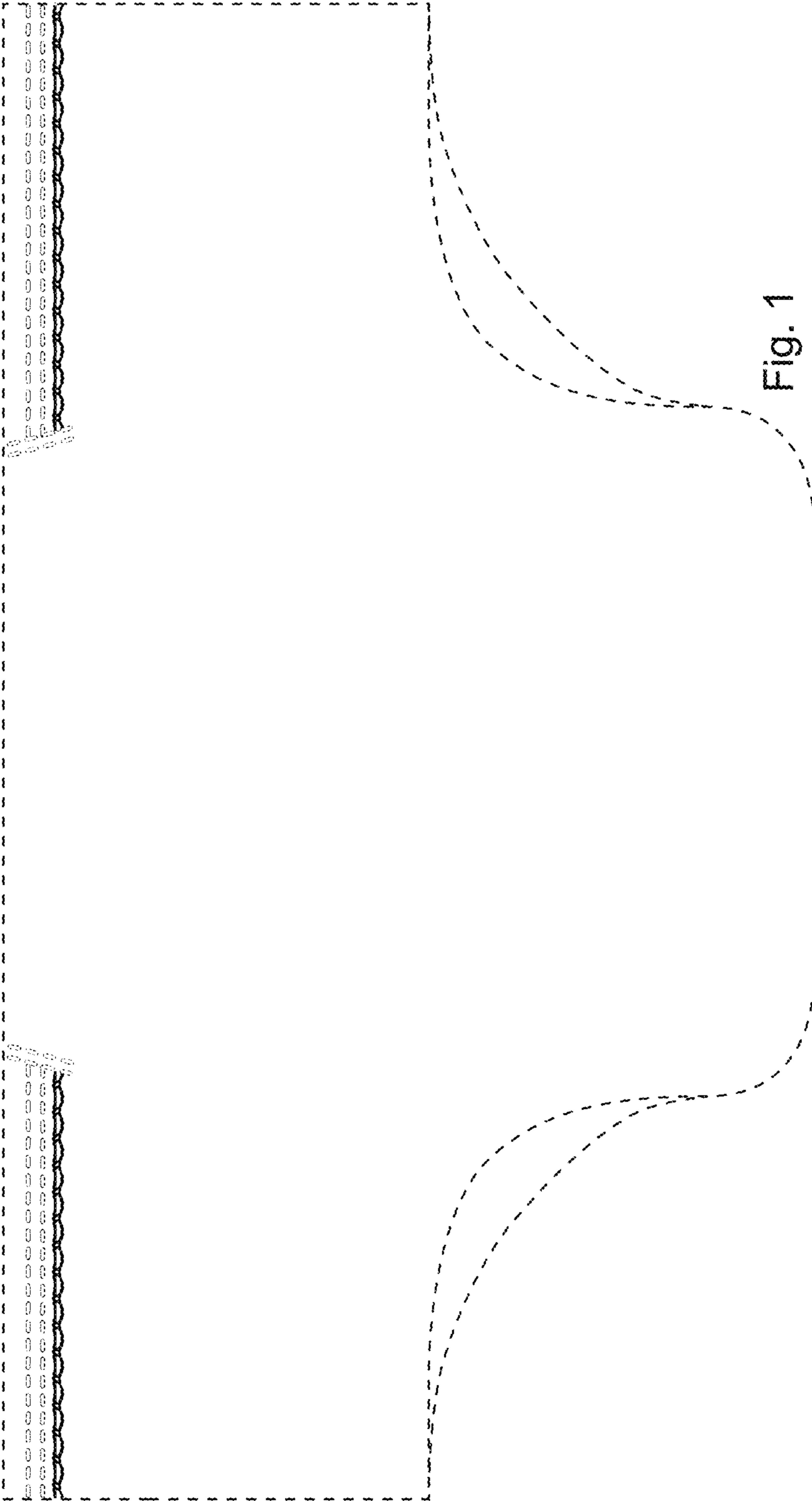
(56)

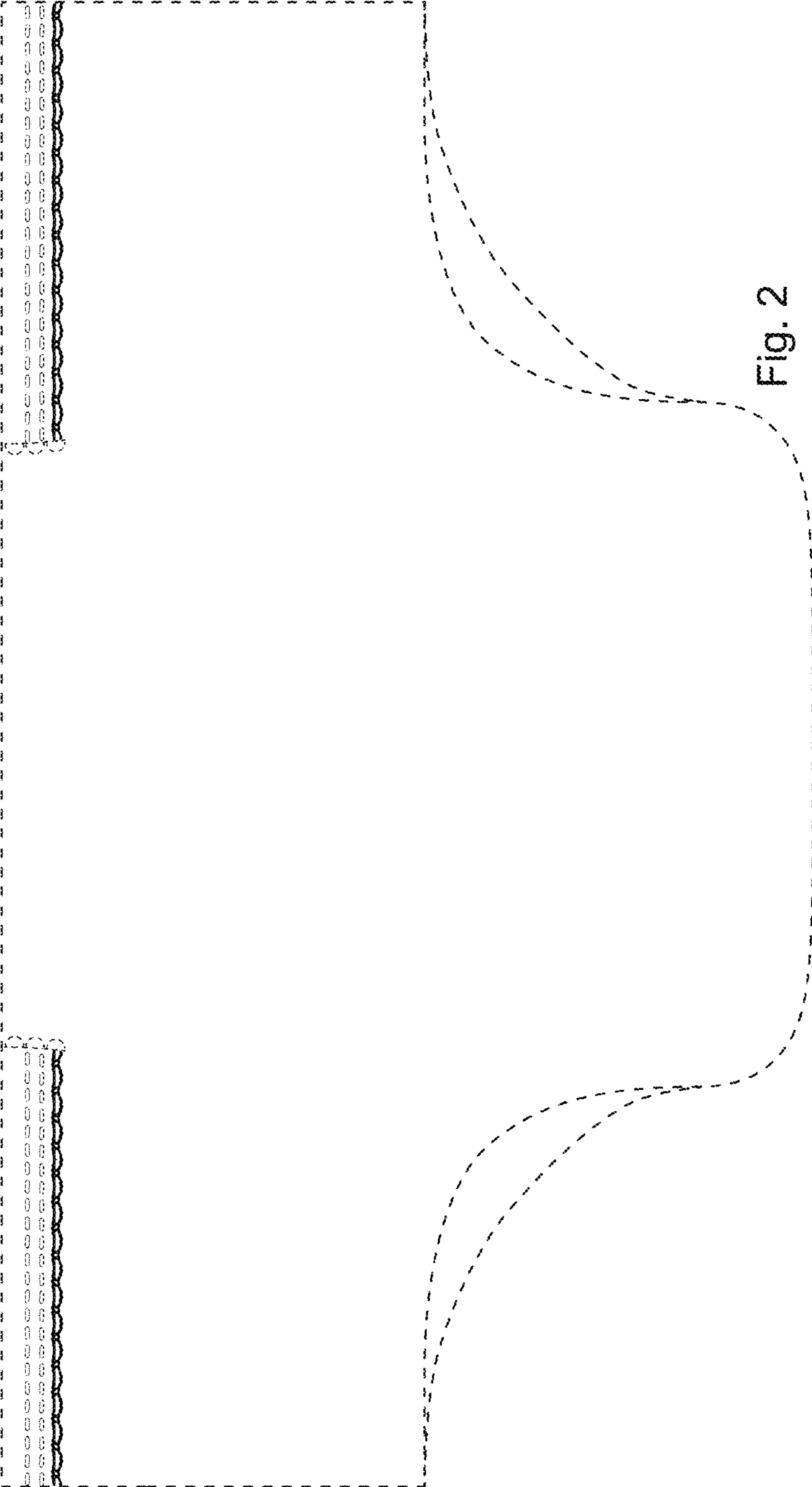
References Cited

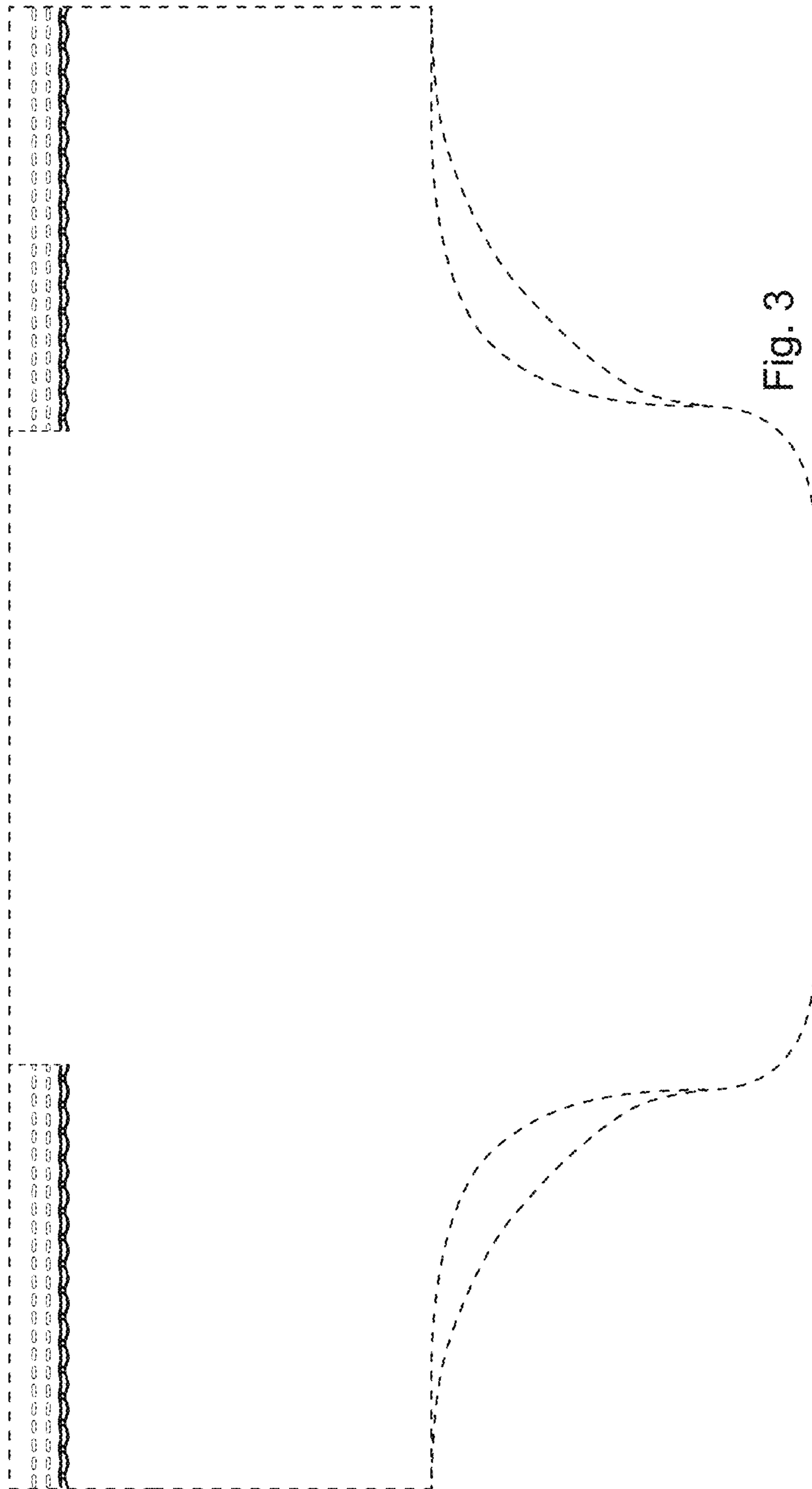
U.S. PATENT DOCUMENTS

D444,877	S	*	7/2001	Oberstadt	D24/124
D445,897	S	*	7/2001	Oberstadt	D24/124
D445,898	S	*	7/2001	Malchow	D24/126
D446,302	S	*	8/2001	Blenke	D24/126
D446,303	S	*	8/2001	Glaug	D24/124
D447,808	S	*	9/2001	Ross	D24/124
D448,847	S	*	10/2001	Blenke	D24/126
D483,120	S	*	12/2003	Klebba	D24/126
D613,855	S	*	4/2010	Pena	D24/124
D625,408	S	*	10/2010	Cerbelli	D24/124
D668,332	S	*	10/2012	Hough	D24/124
D736,910	S	*	8/2015	Dorbin	D24/124
D751,698	S	*	3/2016	Dobrin	D24/126

* cited by examiner












Fig. 5



Fig. 6




Fig. 7

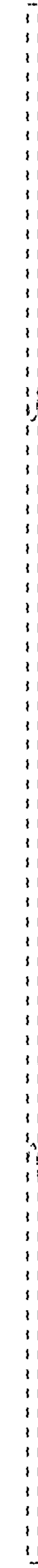


Fig. 8