



US00D774150S

(12) **United States Design Patent** (10) **Patent No.:** **US D774,150 S**
Holland et al. (45) **Date of Patent:** **** Dec. 13, 2016**

- (54) **MEDICINE BALL WITH PATTERNED SURFACE**
- (71) Applicant: **Pro Performance Sports, L.L.C.**,
Carlsbad, CA (US)
- (72) Inventors: **Allen Keith Holland**, Oceanside, CA
(US); **Daniel John Wray**, Carlsbad, CA
(US)
- (73) Assignee: **PRO PERFORMANCE SPORTS,**
LLC, Carlsbad, CA (US)
- (**) Term: **15 Years**
- (21) Appl. No.: **29/562,928**
- (22) Filed: **Apr. 29, 2016**

(56) **References Cited**

U.S. PATENT DOCUMENTS

D41,817 S *	10/1911	Pearce	D21/708
D43,673 S *	3/1913	Johnston	D21/709
D45,082 S *	12/1913	Worthington	D21/713
D52,500 S *	9/1918	Vaile	D21/708
1,418,220 A *	5/1922	White	A63B 37/0004
				473/384
5,286,020 A *	2/1994	Caruso	A63B 41/00
				473/603
D441,815 S *	5/2001	Murphy	D21/708
6,290,615 B1 *	9/2001	Ogg	A63B 37/0004
				473/378
6,293,877 B1 *	9/2001	Boehm	A63B 37/0003
				473/361
D449,358 S *	10/2001	Ogg	D21/708
D491,240 S *	6/2004	Johnson	D21/712
D494,233 S *	8/2004	Kerry	D21/662
D536,756 S *	2/2007	Steinhobel	D21/708

(Continued)

Related U.S. Application Data

- (63) Continuation of application No. 29/520,287, filed on
Mar. 12, 2015, now abandoned.
- (51) **LOC (10) Cl.** **21-02**
- (52) **U.S. Cl.**
USPC **D21/713**
- (58) **Field of Classification Search**
USPC D21/707-714, 662, 680
CPC . A63B 37/00; A63B 37/0006; A63B 37/0007;
A63B 37/0009; A63B 37/08; A63B
37/082; A63B 37/085; A63B 37/10; A63B
37/12; A63B 37/14; A63B 39/00; A63B
39/06; A63B 39/08; A63B 41/00; A63B
43/00; A63B 43/002; A63B 43/007; A63B
43/008; A63B 43/04; A63B 43/06; A63B
2043/001; A63B 65/06; A63B 2041/005;
Y10S 273/20

See application file for complete search history.

Primary Examiner — Catherine Tuttle
(74) *Attorney, Agent, or Firm* — Torrey Pines Law
Group, PC


(57) **CLAIM**

The ornamental design for a medicine ball with patterned surface, as shown and described.

DESCRIPTION

FIG. 1 is a top perspective view showing our new design. FIG. 2 is a top view, where the bottom view is the same as the top view; and, FIG. 3 is a right side view, where the left side view, the front view and the back view are the same as the right side view. The ball is a sphere. The patterned surface of the ball is symmetrical on the top and bottom hemispheres of the ball.

1 Claim, 3 Drawing Sheets



(56)

References Cited

U.S. PATENT DOCUMENTS

7,455,601 B2 * 11/2008 Morgan A63B 37/0004
473/383
7,588,505 B2 * 9/2009 Hebert A63B 37/0004
473/378
D626,189 S * 10/2010 Lin D21/713
D637,667 S * 5/2011 Lin D21/398
D639,360 S * 6/2011 Lederman D21/712
D695,371 S * 12/2013 Hedeem, Jr. D21/707
D718,825 S * 12/2014 Ross D21/662
2012/0263880 A1 * 10/2012 Lin B29C 33/42
427/355
2015/0011330 A1 * 1/2015 Ishii A63B 37/0051
473/371

* cited by examiner

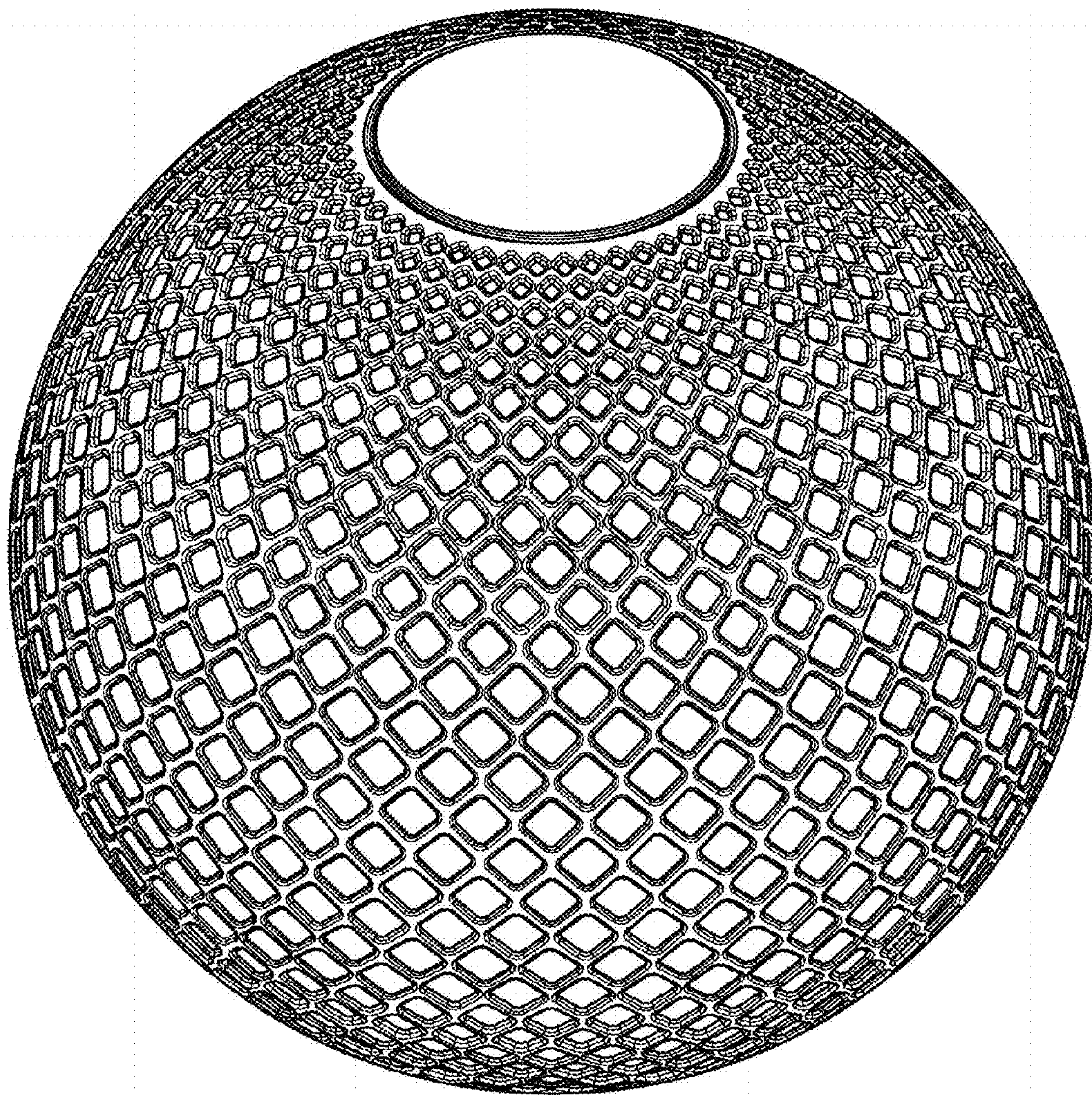


FIG. 1




FIG. 2




FIG. 3