



US00D774144S

(12) **United States Design Patent**  
**Fjelstad**

(10) **Patent No.:** **US D774,144 S**

(45) **Date of Patent:** **\*\* Dec. 13, 2016**

(54) **SPHERE BASED GAME DIE HAVING 20 FLATTED SURFACES**

(56) **References Cited**

(71) Applicant: **Joseph Charles Fjelstad**, North Bend, WA (US)

(72) Inventor: **Joseph Charles Fjelstad**, North Bend, WA (US)

(\*\*) Term: **15 Years**

(21) Appl. No.: **29/620,049**

(22) Filed: **Jun. 2, 2016**

(51) **LOC (10) Cl.** ..... **21-01**

(52) **U.S. Cl.**  
USPC ..... **D21/373**

(58) **Field of Classification Search**  
USPC ..... D21/373, 504, 367, 351, 386, 372, 385, D21/498, 714, 479, 707, 708; 273/146, 273/274, 292, 138.1, 268, 161; D11/90, D11/142; D19/59, 96, 62, 25, 181, 909; D8/382; D99/99; D25/13; D26/130; 52/DIG. 10; D20/99; D30/160; 446/256; 473/569; 434/172; D24/155; D15/126  
CPC ..... A63F 9/04; A63F 3/00157; A63F 9/0413; A63F 9/0415; A63F 9/0468; A63F 2009/0484; G07F 17/32

See application file for complete search history.

U.S. PATENT DOCUMENTS

|           |     |        |          |       |                        |
|-----------|-----|--------|----------|-------|------------------------|
| 1,587,580 | A * | 6/1926 | Dutton   | ..... | A63F 9/0415<br>273/146 |
| 1,593,907 | A * | 7/1926 | Madan    | ..... | A63F 9/0413<br>273/146 |
| D140,084  | S * | 1/1945 | Morris   | ..... | D21/373                |
| D198,219  | S * | 5/1964 | Johnson  | ..... | D19/62                 |
| 5,511,782 | A * | 4/1996 | Maley    | ..... | A63B 43/002<br>273/146 |
| D410,038  | S * | 5/1999 | Golad    | ..... | D21/373                |
| D724,679  | S * | 3/2015 | Martyn   | ..... | D21/707                |
| D729,326  | S * | 5/2015 | Martyn   | ..... | D21/707                |
| D748,737  | S * | 2/2016 | Au-Yeung | ..... | D21/373                |

\* cited by examiner

*Primary Examiner* — Robert M Spear

*Assistant Examiner* — Ryan Harvey

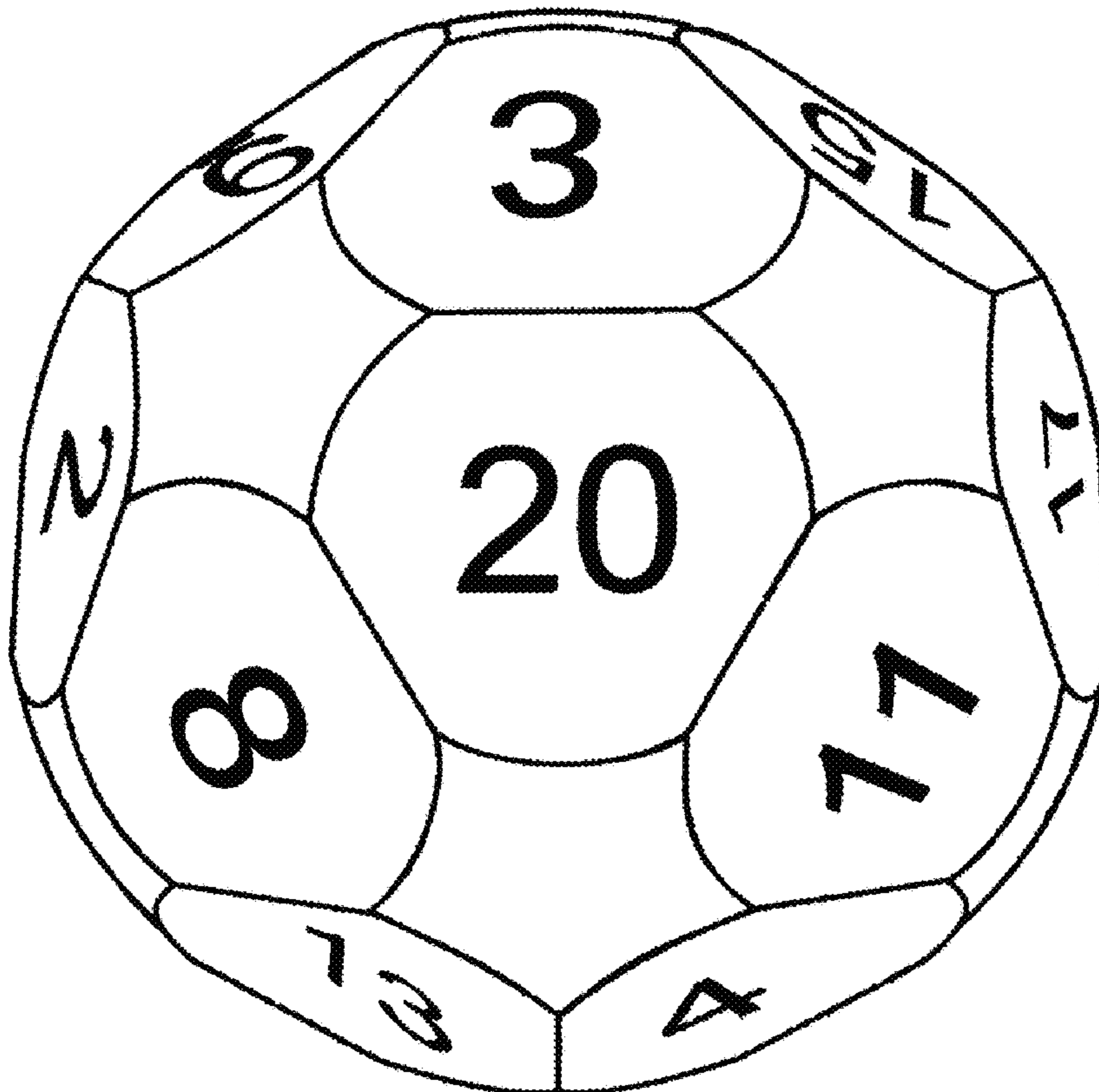
(57) **CLAIM**

The ornamental design of a sphere based gaming die having 20 flatted surfaces, as shown.

**DESCRIPTION**

FIG. 1 is a top view; and,  
FIG. 2 is a side view thereof.

**1 Claim, 1 Drawing Sheet**



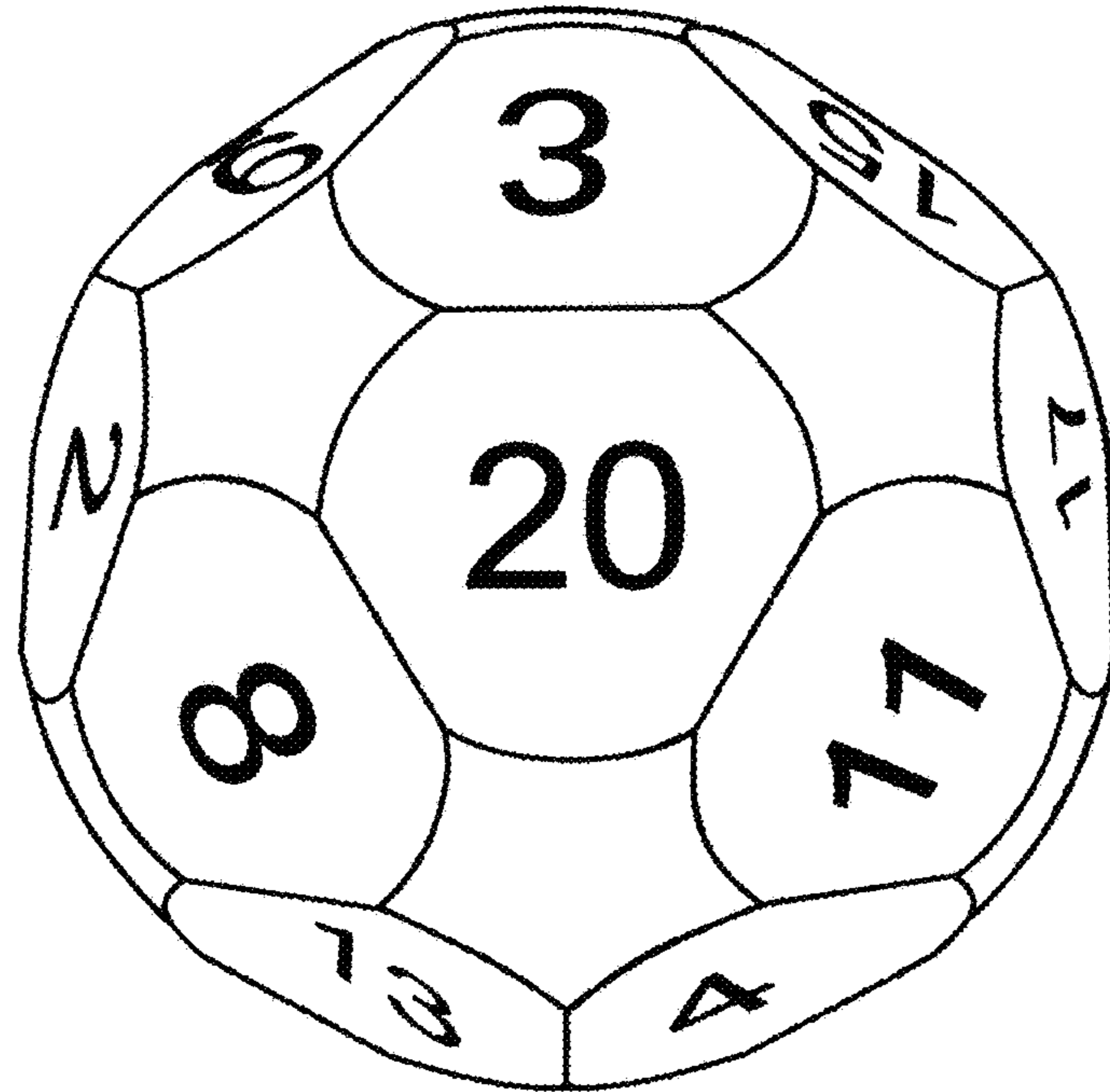


FIG. 1

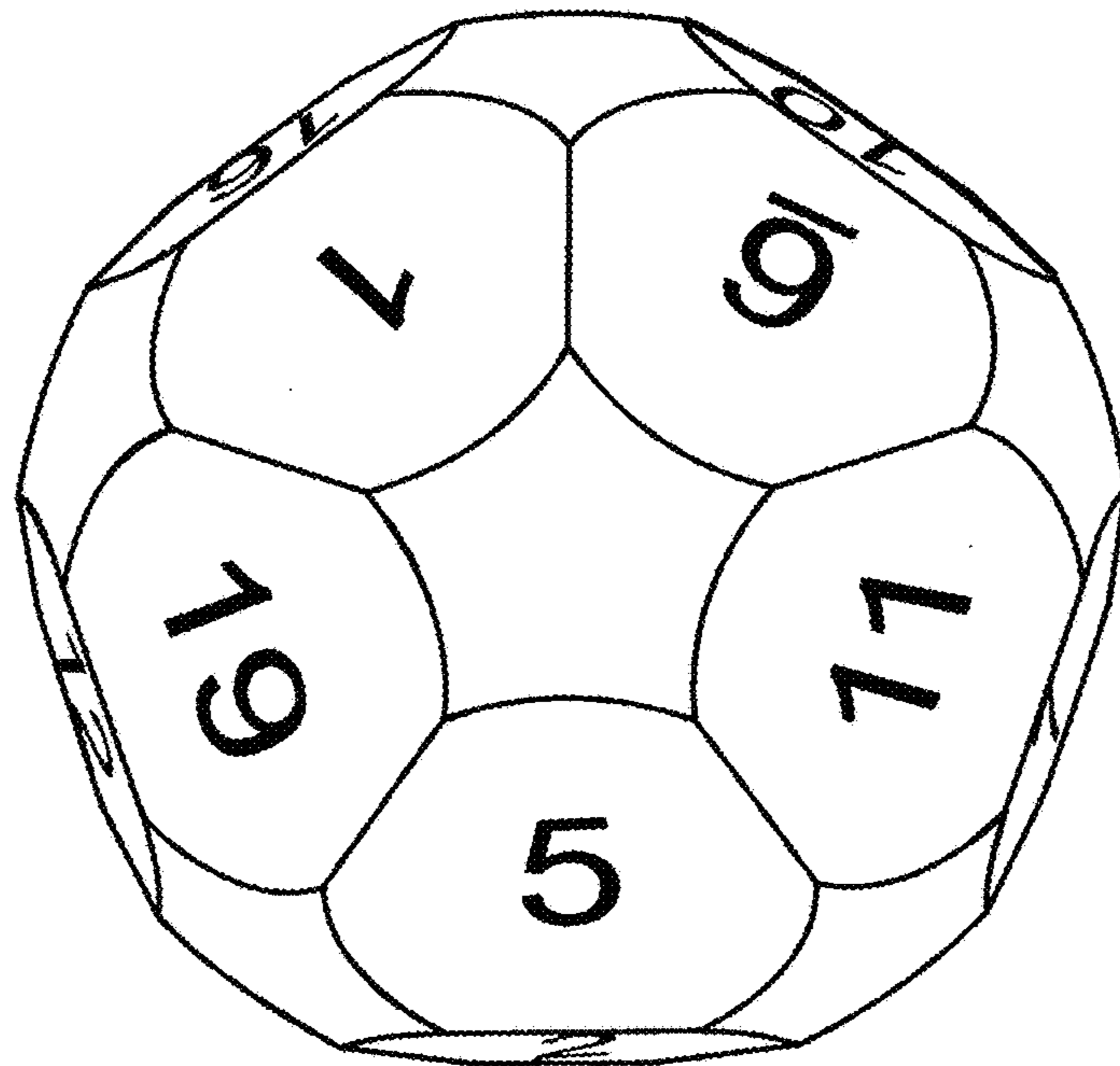


FIG. 2