



US00D774134S

(12) **United States Design Patent** (10) **Patent No.:** **US D774,134 S**  
**Hirschorn** (45) **Date of Patent:** **\*\* Dec. 13, 2016**

(54) **CREDIT CARD RFID THEFT PREVENTION DEVICE**

(71) Applicant: **Robert Daniel Hirschorn**, Mississauga (CA)

(72) Inventor: **Robert Daniel Hirschorn**, Mississauga (CA)

(\*\*) Term: **15 Years**

(21) Appl. No.: **29/538,504**

(22) Filed: **Sep. 3, 2015**

(51) **LOC (10) Cl.** ..... **19-08**

(52) **U.S. Cl.**  
USPC ..... **D19/9**

(58) **Field of Classification Search**  
 USPC ..... D19/1-12, 20-34; 40/124.01-124.15, 40/661, 672, 726, 776; 283/72, 74-75, 103, 283/105-107, 82, 70, 94; D21/385; D20/10-11, D20/22, 27, 40, 42; D14/435-437; 360/2; 235/380, 382; 340/572.8, 691.6, 572.7, 340/572.1, 815.4; 343/878, 866, 700 MS, 871, 343/881  
 CPC ... B42D 15/022; B42D 15/042; B42D 15/045; B42D 15/027; B42D 25/00; B42D 25/20; B42D 25/30; B42D 2033/00; B42D 2033/02; B42D 2033/04; B42D 2033/08; B42D 2033/10; B42D 2033/16; B42D 2033/20; B42D 2033/22; B42D 2033/28; B42D 2033/30; G08B 13/14

See application file for complete search history.

(56) **References Cited**

U.S. PATENT DOCUMENTS

D76,525 S *	10/1928	Cook	.....	D19/10
D512,095 S *	11/2005	Allard	.....	D19/10
D524,860 S *	7/2006	Risafi	.....	D19/9
D582,977 S *	12/2008	Field	.....	D19/10
D602,522 S *	10/2009	Field	.....	D19/10
D631,911 S *	2/2011	Irwin, Jr.	.....	D19/10
D643,062 S *	8/2011	Skelding	.....	D19/9
D657,818 S *	4/2012	Clegg	.....	D19/9
D674,014 S *	1/2013	Khan	.....	D19/9
D690,767 S *	10/2013	Lindley	.....	D19/9
D759,302 S *	6/2016	Gadas	.....	D19/10

\* cited by examiner

*Primary Examiner* — Abraham Bahta

(74) *Attorney, Agent, or Firm* — Gulf Coast Intellectual Property Group


(57) **CLAIM**

The ornamental design for the credit card RFID theft prevention device, as shown and described.

**DESCRIPTION**

FIG. 1 is a perspective view of the credit card RFID theft prevention device; and  
 FIG. 2 is a front view thereof; and  
 FIG. 3 is a rear view thereof; and  
 FIG. 4 is a left side view thereof; and  
 FIG. 5 is a right side view thereof; and  
 FIG. 6 is a top view thereof; and,  
 FIG. 7 is a bottom view thereof.

**1 Claim, 3 Drawing Sheets**






FIG. 1

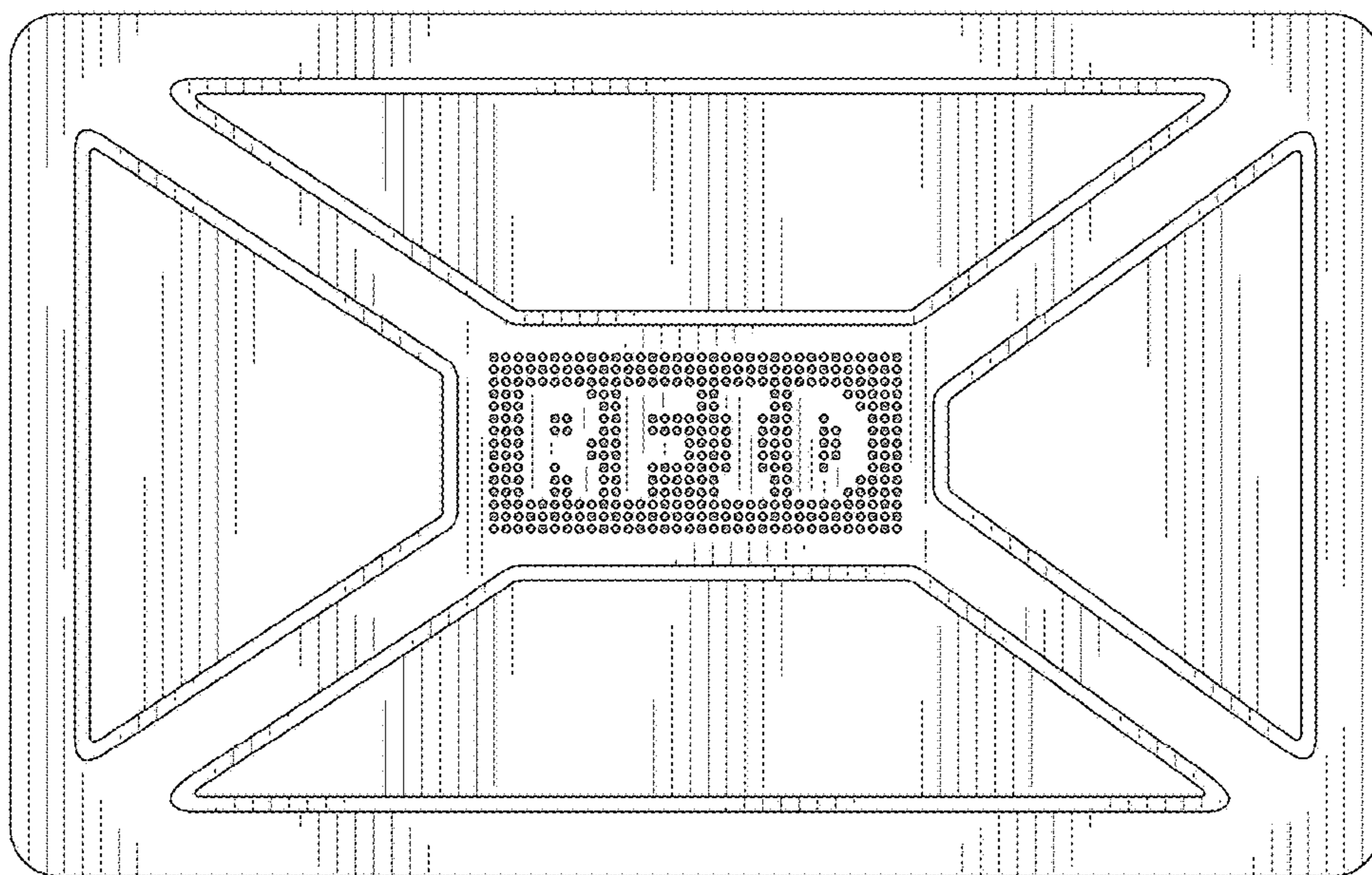
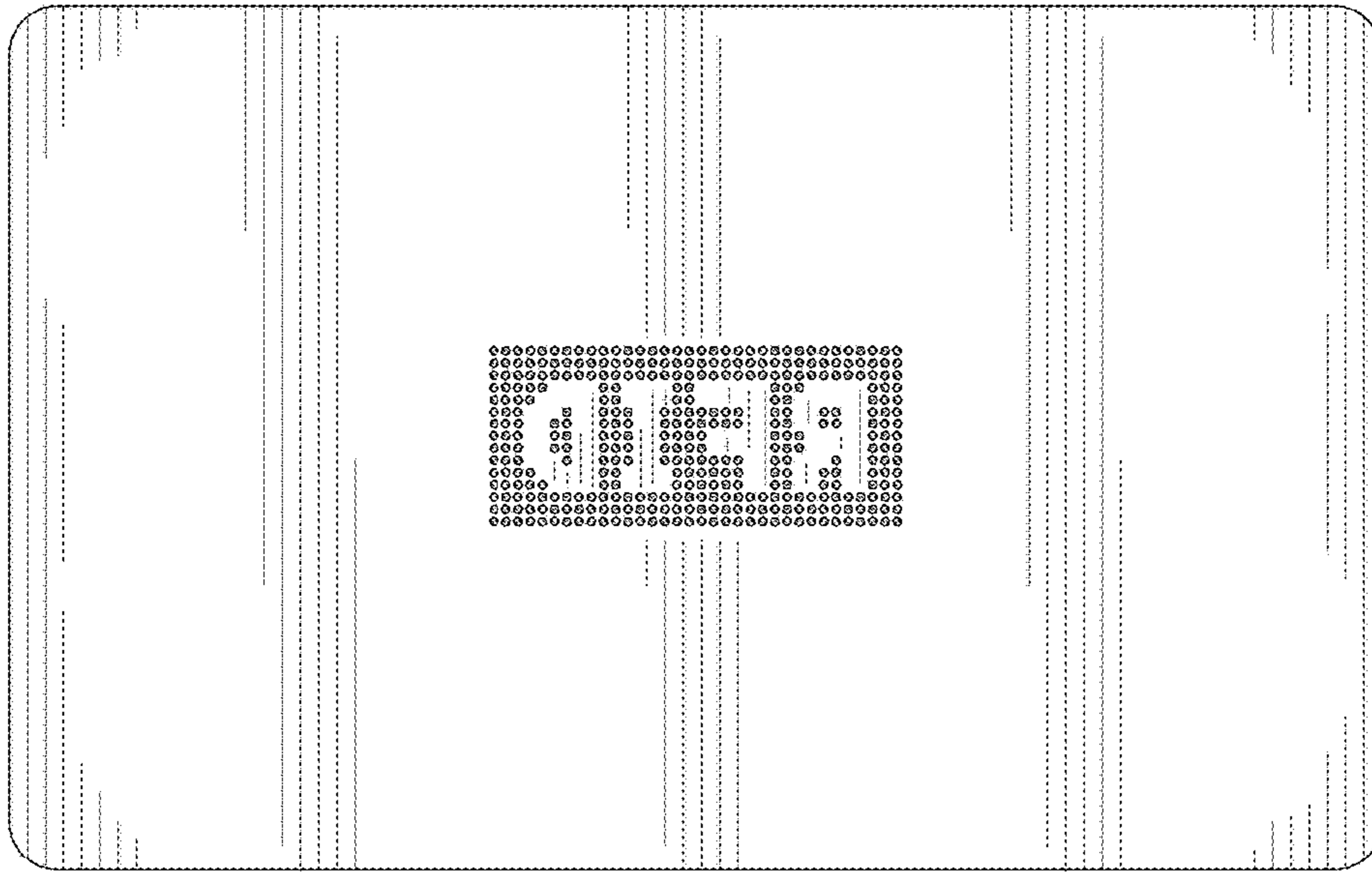


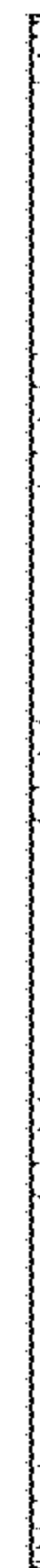
FIG. 2



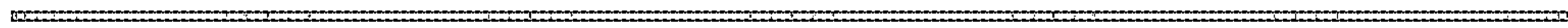
**FIG. 3**



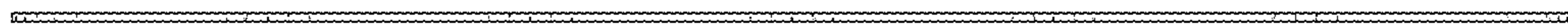
**FIG. 4**



**FIG. 5**



***FIG. 6***



***FIG. 7***