



US00D774110S

(12) **United States Design Patent** (10) **Patent No.:** **US D774,110 S**
Balan et al. (45) **Date of Patent:** **** Dec. 13, 2016**

(54) **TIP FOR A GROUND ENGAGING MACHINE IMPLEMENT**

(71) Applicant: **Caterpillar Inc.**, Peoria, IL (US)
(72) Inventors: **Mihai Mircea Balan**, Dunlap, IL (US);
Douglas Serrurier, Morton, IL (US)

(73) Assignee: **Caterpillar Inc.**, Peoria, IL (US)

(**) Term: **15 Years**

(21) Appl. No.: **29/536,034**

(22) Filed: **Aug. 12, 2015**

(51) **LOC (10) Cl.** **15-03**

(52) **U.S. Cl.**
USPC **D15/29; D15/28**

(58) **Field of Classification Search**
USPC D15/11, 28, 29; 37/456, 452, 450, 446,
37/454, 449, 453, 455, 903; 403/379.5,
403/DIG. 1; 111/152; 172/724, 730, 766,
172/770, 771, 721, 713, 699, 772
(Continued)

(56) **References Cited**

U.S. PATENT DOCUMENTS

1,220,186 A 3/1917 Chambers
1,384,701 A * 7/1921 McMonegal E02F 9/2825
37/454

(Continued)

FOREIGN PATENT DOCUMENTS

CL 2068-1995 10/1996
CL 391-1998 11/1998

(Continued)

OTHER PUBLICATIONS

Caterpillar Inc., Cat® K Series™ Tooth Systems, brochure (4 pages), 2006.

(Continued)

Primary Examiner — Mark Goodwin

(74) *Attorney, Agent, or Firm* — Saidman DesignLaw Group, LLC

(57) **CLAIM**

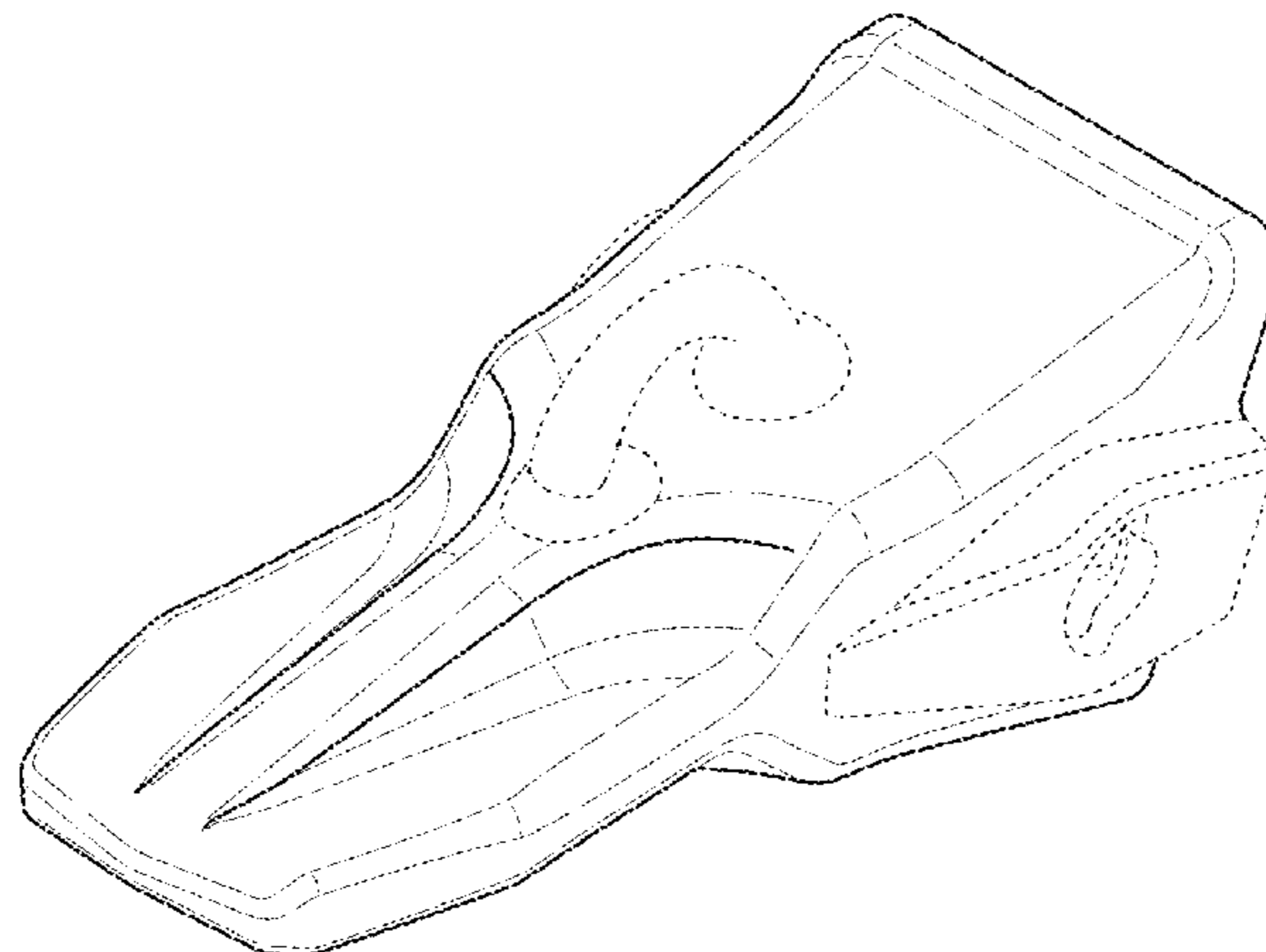
The ornamental design for a tip for a ground engaging machine implement, as shown and described.

DESCRIPTION

FIG. 1 is a front perspective view of a tip for a ground engaging machine implement showing our new design; FIG. 2 is a front view thereof; FIG. 3 is a rear view thereof; FIG. 4 is a left side view thereof; FIG. 5 is a right side view thereof; FIG. 6 is a top view thereof; FIG. 7 is a bottom view thereof; FIG. 8 is a front perspective view of a second embodiment thereof; FIG. 9 is a front view thereof; FIG. 10 is a rear view thereof; FIG. 11 is a left side view thereof; FIG. 12 is a right side view thereof; FIG. 13 is a top view thereof; FIG. 14 is a bottom view thereof; FIG. 15 is a front perspective view of a third embodiment thereof; FIG. 16 is a front view thereof; FIG. 17 is a rear view thereof; FIG. 18 is a left side view thereof; FIG. 19 is a right side view thereof; FIG. 20 is a top view thereof; FIG. 21 is a bottom view thereof; FIG. 22 is a front perspective view of a fourth embodiment thereof; FIG. 23 is a front view thereof; FIG. 24 is a rear view thereof; FIG. 25 is a left side view thereof; FIG. 26 is a right side view thereof; FIG. 27 is a top view thereof; and, FIG. 28 is a bottom view thereof.

The dashed broken lines represent structure or features which form no part of the claimed design; the broken lines themselves form no part of the claimed design. The line shading in the drawings represents contour.

1 Claim, 12 Drawing Sheets



(58) **Field of Classification Search**
 CPC Y10T 29/49826; Y10T 403/589; Y10T
 403/7018; Y10T 403/7075; E02F
 9/28; E02F 9/2825; E02F 9/2833; E02F
 9/2866; E02F 9/2858; E02F 9/2808; E02F
 9/2841

See application file for complete search history.

(56) **References Cited**

U.S. PATENT DOCUMENTS

1,571,782	A	2/1926	Andrews
1,856,930	A	5/1932	Robin
2,256,488	A	9/1941	Murtaugh
2,427,651	A	9/1947	Baer
D182,143	S *	2/1958	Petersen 37/452
2,982,035	A	5/1961	Stephenson
3,019,537	A	2/1962	Stephenson
3,079,710	A	3/1963	Larsen et al.
3,312,004	A	4/1967	Johnson
3,623,247	A	11/1971	Stepe
3,774,324	A	11/1973	Lafond
3,823,496	A	7/1974	Querci et al.
3,832,077	A	8/1974	Von Mehren
4,027,408	A	6/1977	Ramella et al.
D251,431	S	3/1979	Klett et al.
D252,461	S	7/1979	Korpi
4,182,057	A	1/1980	Klett et al.
D255,119	S	5/1980	Korpi
4,231,173	A	11/1980	Davis
D275,859	S	10/1984	Nilsson
4,481,728	A	11/1984	Mulder et al.
4,516,340	A	5/1985	Launder
D296,442	S	6/1988	Broomhall
4,761,900	A	8/1988	Emrich
4,776,113	A	10/1988	Bedford et al.
4,848,013	A	7/1989	Bowman et al.
4,932,145	A	6/1990	Reeves
4,949,481	A	8/1990	Fellner
4,965,945	A	10/1990	Emrich
4,980,980	A	1/1991	Schadov et al.
5,018,283	A	5/1991	Fellner
D336,476	S	6/1993	Garman
D339,592	S	9/1993	Johansson
D345,364	S	3/1994	Robinson
D352,044	S	11/1994	Hahn
5,423,138	A	6/1995	Livesay et al.
D365,577	S	12/1995	Ruvang
5,561,925	A	10/1996	Livesay
D385,286	S	10/1997	Moreno
5,709,043	A	1/1998	Jones et al.
D391,583	S	3/1998	Moreno
D392,292	S	3/1998	Moreno
D395,661	S	6/1998	Moreno
5,806,216	A	9/1998	Renski
D399,511	S	10/1998	Launder et al.
5,852,888	A	12/1998	Cornelius
D408,422	S	4/1999	Moreno
D410,657	S	6/1999	Launder et al.
D413,338	S	8/1999	Pueyo Molina
5,937,550	A	8/1999	Emrich
D414,193	S	9/1999	Launder et al.
D415,173	S	10/1999	Zaun
5,983,534	A	11/1999	Robinson et al.
D417,877	S	12/1999	Launder et al.
D429,256	S	8/2000	Zaun
D429,258	S	8/2000	Zaun
6,321,471	B2	11/2001	Fernandez Muñoz et al.
D454,891	S	3/2002	Ketting et al.
D460,464	S	7/2002	Ketting et al.
D461,198	S	8/2002	Ketting et al.
D461,832	S	8/2002	Ketting et al.
6,477,796	B1	11/2002	Cornelius
6,735,890	B2	5/2004	Carpenter et al.
6,745,503	B1	6/2004	Moreno et al.
6,766,602	B2	7/2004	Cox et al.
D499,749	S	12/2004	Launder et al.

6,836,983	B2	1/2005	Moreno et al.
6,865,828	B1	3/2005	Molino et al.
6,871,426	B2 *	3/2005	Keech E02F 9/2841 37/456
D505,137	S	5/2005	Steinlage et al.
D512,078	S	11/2005	Poutre
D527,029	S	8/2006	Launder et al.
7,100,315	B2	9/2006	Carpenter et al.
7,168,193	B2	1/2007	Moreno et al.
D552,632	S	10/2007	De Martiis
D560,232	S	1/2008	De Martiis
7,367,144	B2	5/2008	Jones et al.
D614,206	S	4/2010	Ruvang
7,739,814	B2	6/2010	Carpenter et al.
7,762,015	B2	7/2010	Smith et al.
D624,943	S	10/2010	Gibbon
D706,307	S	6/2014	Renski et al.
D706,311	S	6/2014	Renski et al.
D706,312	S	6/2014	Renski et al.
D706,839	S	6/2014	Renski et al.
D706,840	S	6/2014	Renski et al.
D707,263	S	6/2014	Renski et al.
D707,264	S	6/2014	Renski et al.
8,943,717	B2	2/2015	Renski et al.
D727,367	S	4/2015	Renski et al.
D727,368	S	4/2015	Renski et al.
D727,369	S	4/2015	Renski et al.
D727,979	S	4/2015	Renski et al.
D727,980	S *	4/2015	Renski D15/29
D727,981	S	4/2015	Renski et al.
D727,982	S	4/2015	Renski et al.
D728,635	S	5/2015	Kunz
D728,636	S	5/2015	Kunz
D728,637	S	5/2015	Kunz
9,062,436	B2	6/2015	Renski et al.
D748,681	S *	2/2016	Renski D15/28
D748,682	S *	2/2016	Renski D15/28
D748,684	S *	2/2016	Renski D15/28
D748,685	S *	2/2016	Kunz D15/28
D749,146	S *	2/2016	Renski D15/28
D749,147	S *	2/2016	Kunz D15/28
D761,883	S *	7/2016	Kunz D15/28
2004/0010949	A1	1/2004	Laguarda et al.
2008/0028644	A1	2/2008	Almendros et al.
2012/0131821	A1 *	5/2012	Brufau B22D 19/06 37/452
2012/0260540	A1 *	10/2012	Guimaraes E02F 9/2833 37/453
2012/0297649	A1	11/2012	Gomar
2013/0086825	A1	4/2013	Renski et al.
2013/0185964	A1 *	7/2013	Anisy E02F 9/2825 37/453
2013/0333254	A1 *	12/2013	Wallis E02F 9/2825 37/456
2014/0259806	A1 *	9/2014	Rimmey E02F 9/2891 37/455
2014/0259808	A1 *	9/2014	LaHood E02F 9/2841 37/455
2015/0167278	A1 *	6/2015	Rivera E02F 9/2875 37/452

FOREIGN PATENT DOCUMENTS

CL	1193-1999	9/1999
CL	223-1999	11/1999
CL	1457-1999	11/1999
CL	1583-1999	6/2000
CL	2671-2005	7/2006
CL	3115-2005	9/2006
CL	3116-2005	9/2006
CL	173-2008	8/2008
CL	174-2008	8/2008
CL	2524-2008	1/2009
CL	1764-2008	7/2009
CL	618-2010	11/2010
CL	739-2010	12/2010
CL	291-2012	11/2012
EM 000089099-0001-0003		10/2003

(56)

References Cited

FOREIGN PATENT DOCUMENTS

EM 000877477-0001-0009	1/2008
EM 000895396-0001-0015	3/2008
EP 0 411 486 A1	2/1991
EP 2 011 927 A2	1/2009
GB 1049195	3/1988
GB 1050103	4/1988
GB 2010025	4/1990
GB 2010026	4/1990
GB 2057051	12/1995
GB 2057052	12/1995
GB 2057053	12/1995
GB 2060104	4/1996
GB 2060105	4/1996
GB 2057055	5/1996
GB 2091441	10/1999
GB 2091502	10/1999
GB 2095654	3/2000
GB 2097590	3/2000
GB 2097591	4/2000
GB 2097592	4/2000

GB	2097593	5/2000
GB	2104929	3/2001
GB	2106421	4/2001

OTHER PUBLICATIONS

Caterpillar Inc., "Cat Backhoe Loader Options," published Jan. 1, 2005.

U.S. Appl. No. 29/524,183, filed Apr. 17, 2015. (Unpublished).

U.S. Appl. No. 29/536,033, filed Aug. 12, 2015. (Unpublished).

U.S. Appl. No. 29/536,022, filed Aug. 12, 2015. (Unpublished).

U.S. Appl. No. 29/536,024, filed Aug. 12, 2015. (Unpublished).

U.S. Appl. No. 29/536,032, filed Aug. 12, 2015. (Unpublished).

U.S. Appl. No. 29/536,019, filed Aug. 12, 2015. (Unpublished).

U.S. Appl. No. 29/536,027, filed Aug. 12, 2015. (Unpublished).

U.S. Appl. No. 29/536,030, filed Aug. 12, 2015. (Unpublished).

U.S. Appl. No. 29/536,036, filed Aug. 12, 2015. (Unpublished).

U.S. Appl. No. 29/536,029, filed Aug. 12, 2015. (Unpublished).

U.S. Appl. No. 29/536,035, filed Aug. 12, 2015. (Unpublished).

U.S. Appl. No. 29/536,026, filed Aug. 12, 2015. (Unpublished).

U.S. Appl. No. 14/824,655, filed Aug. 12, 2015. (Unpublished).

U.S. Appl. No. 14/824,749, filed Aug. 12, 2015. (Unpublished).

* cited by examiner

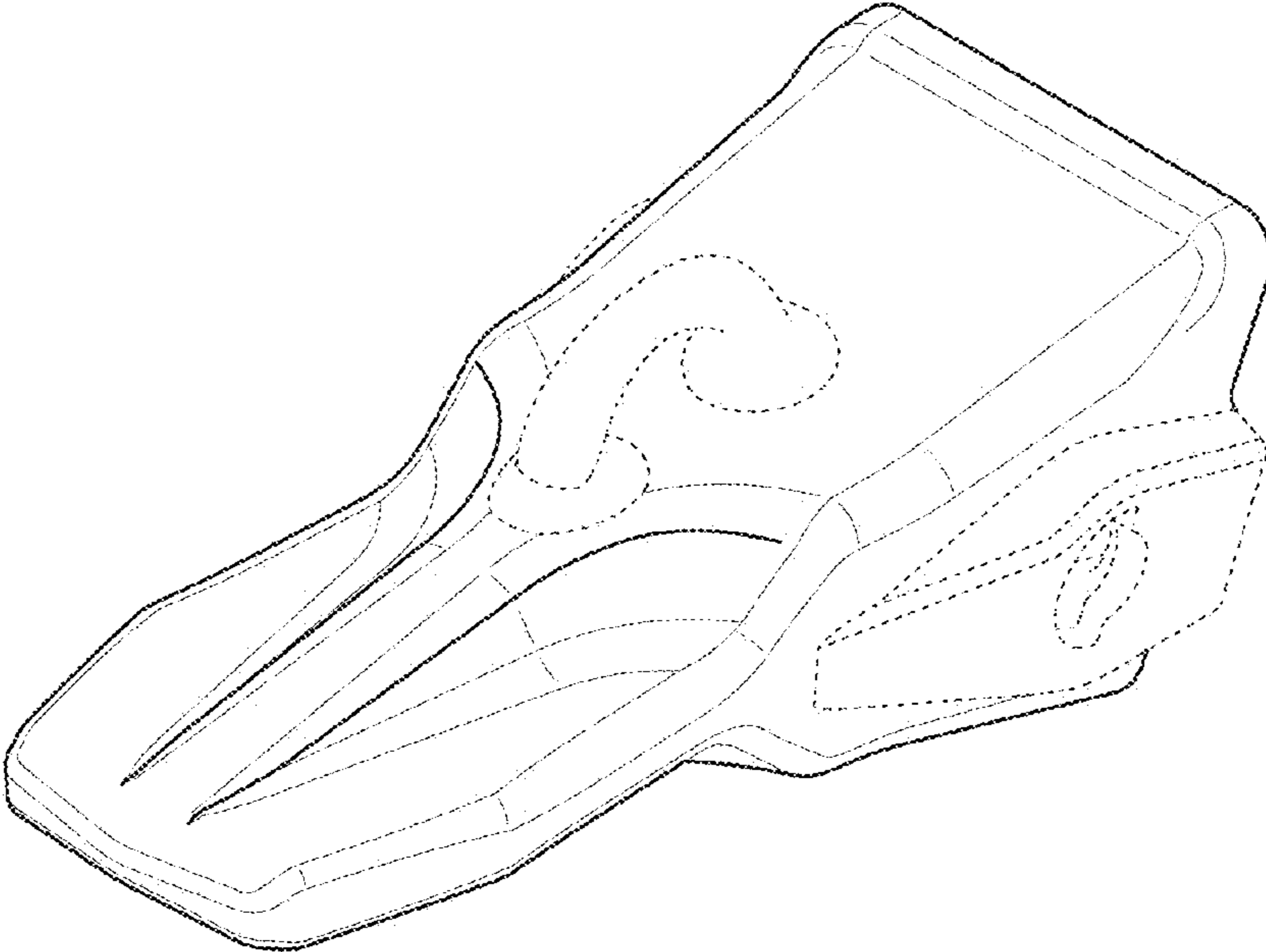


FIG. 1

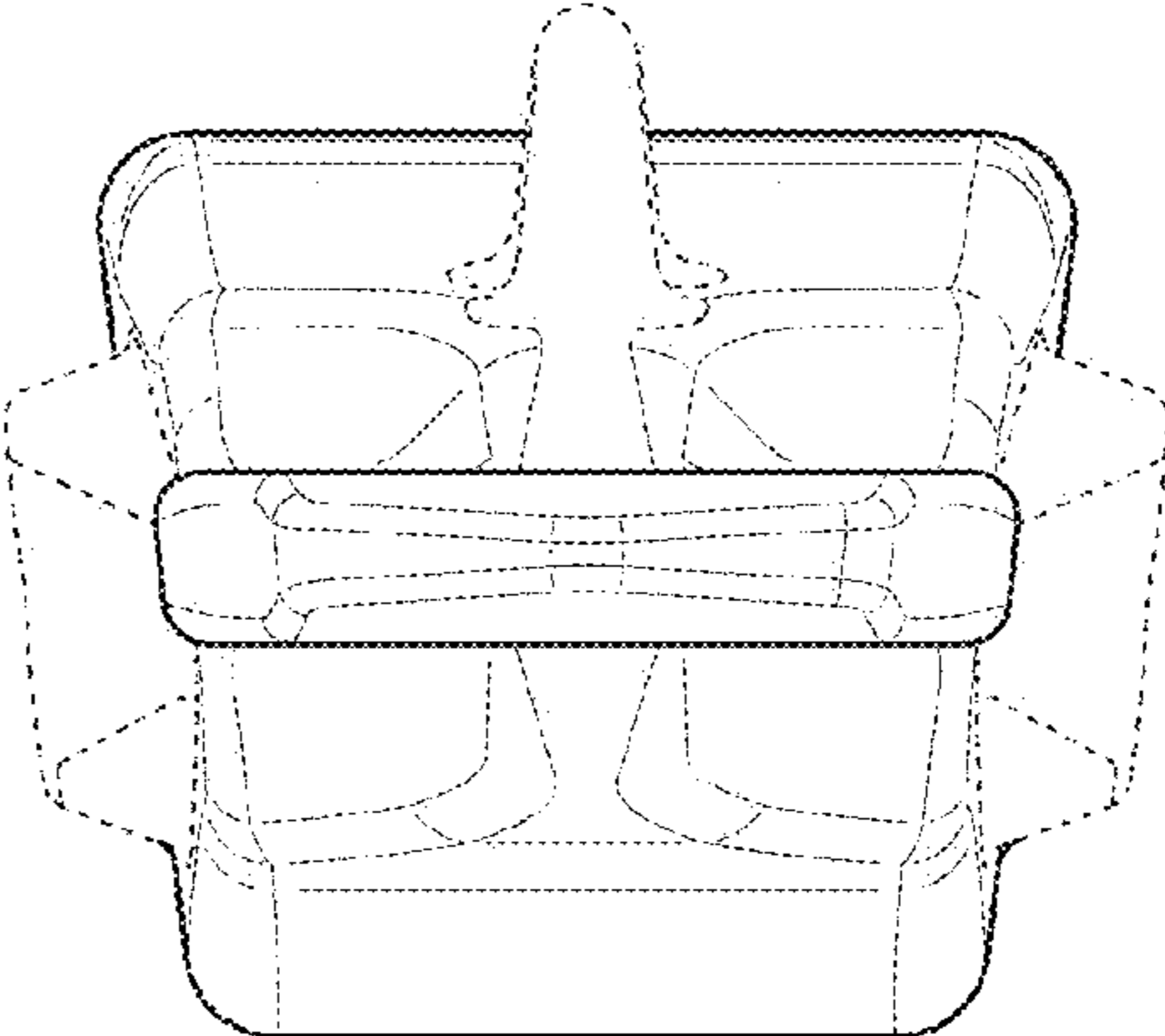


FIG. 2

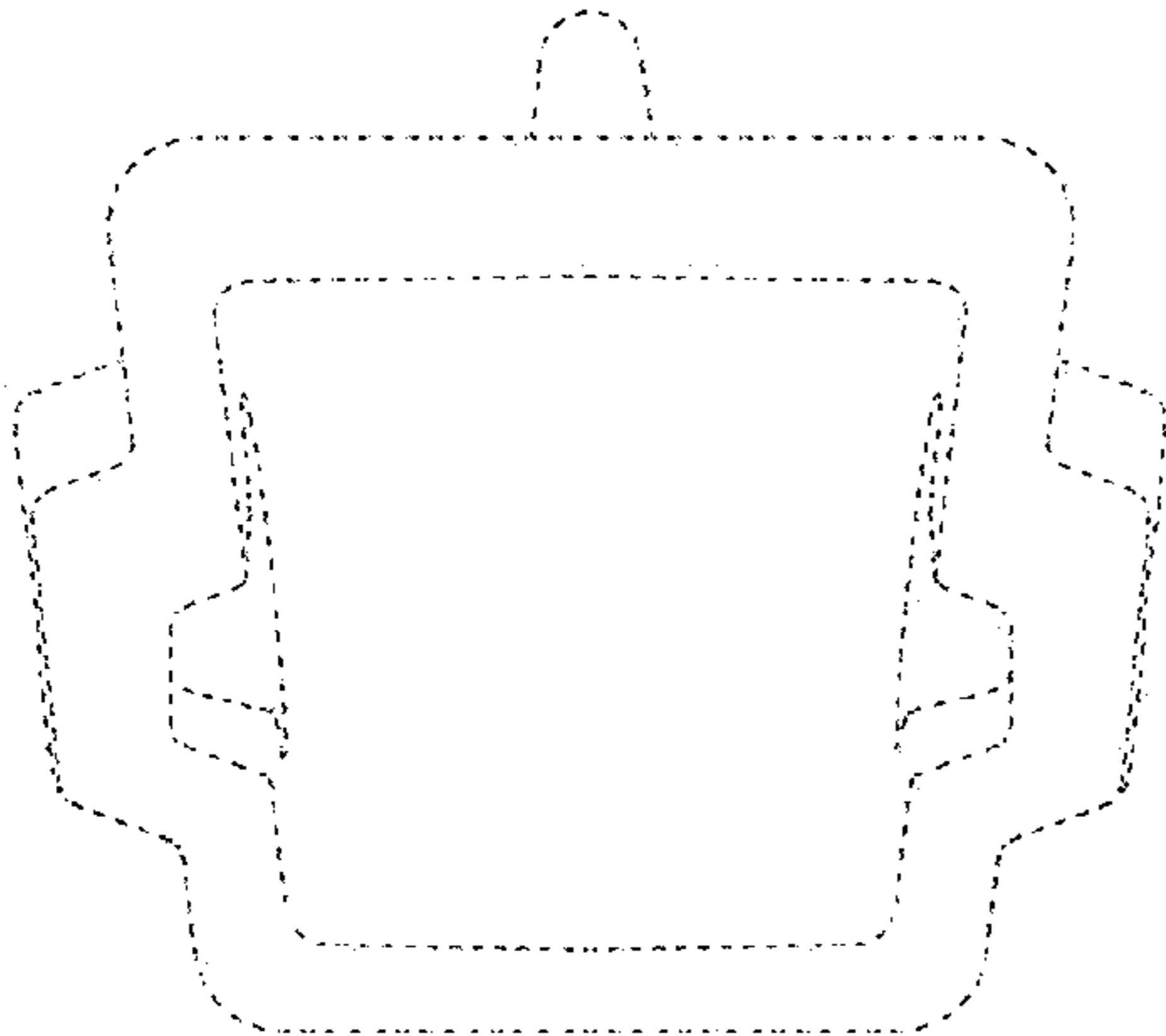


FIG. 3

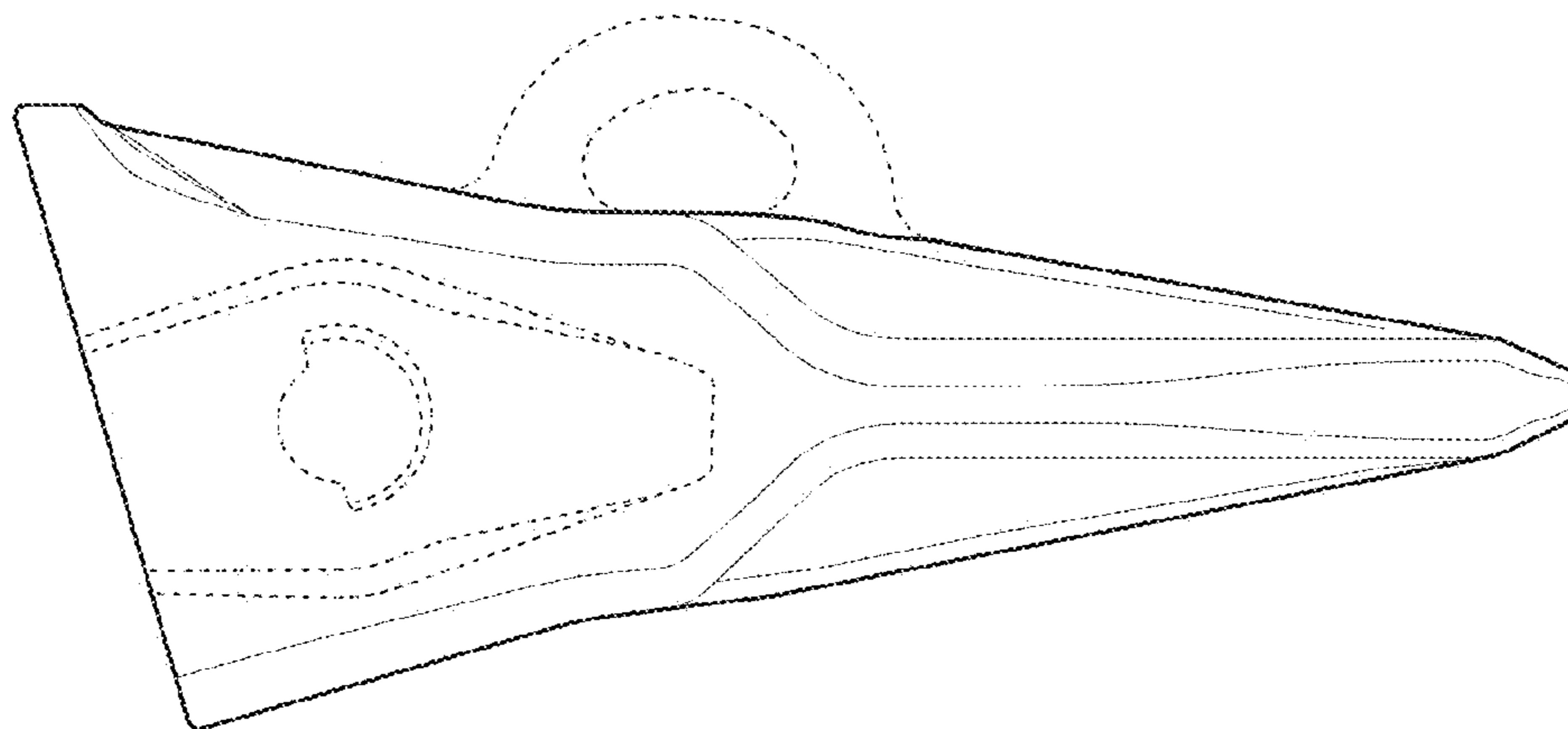


FIG. 4

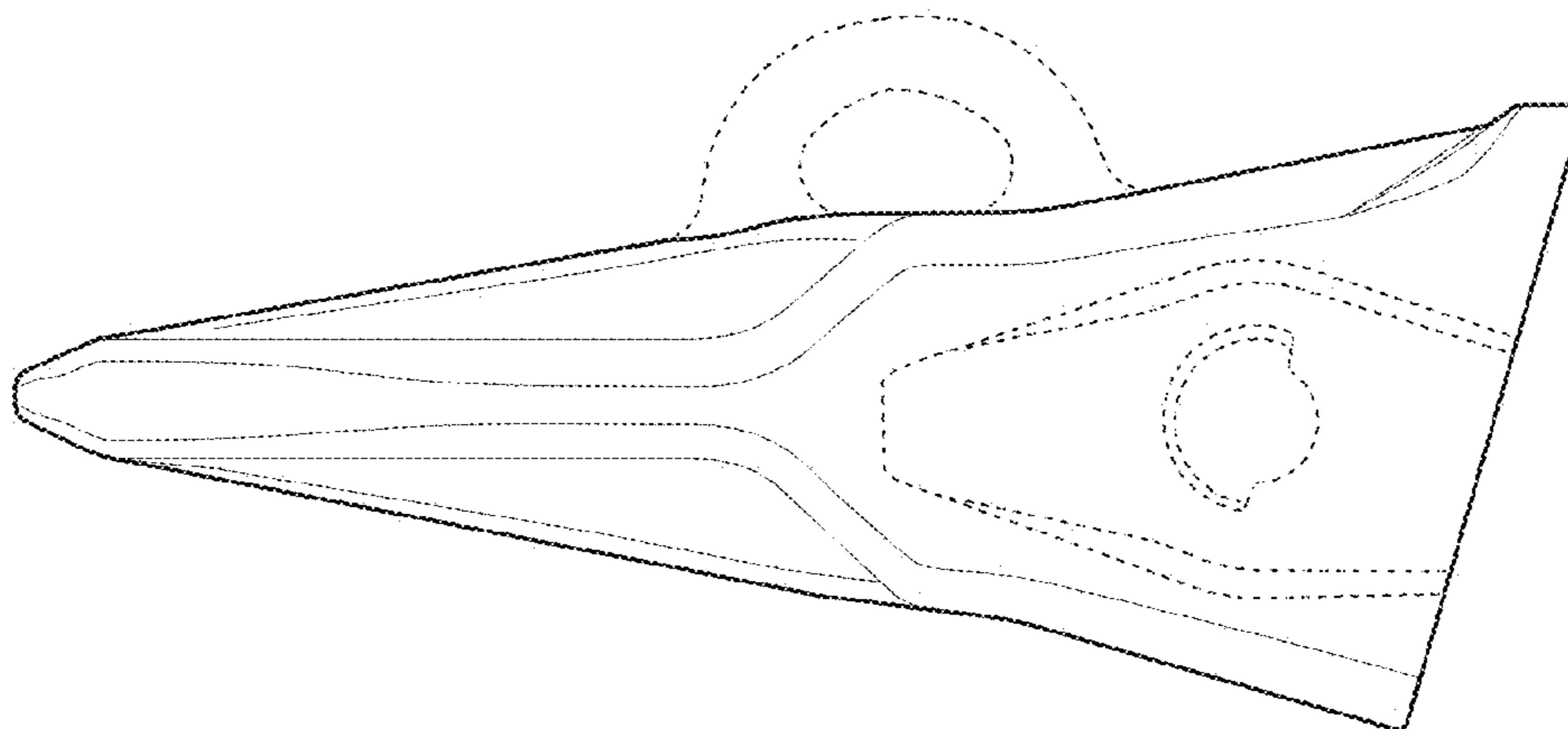


FIG. 5

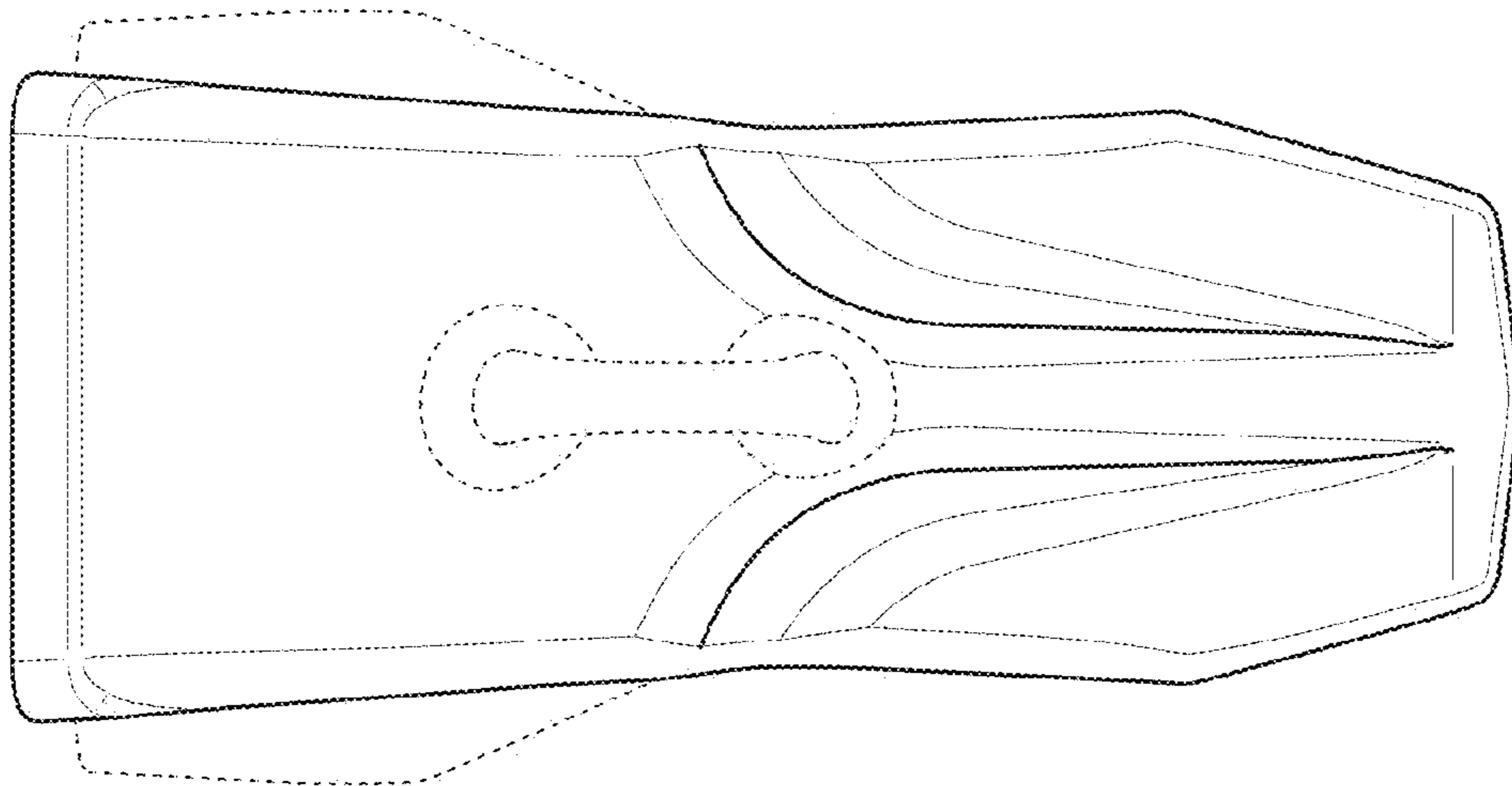


FIG. 6

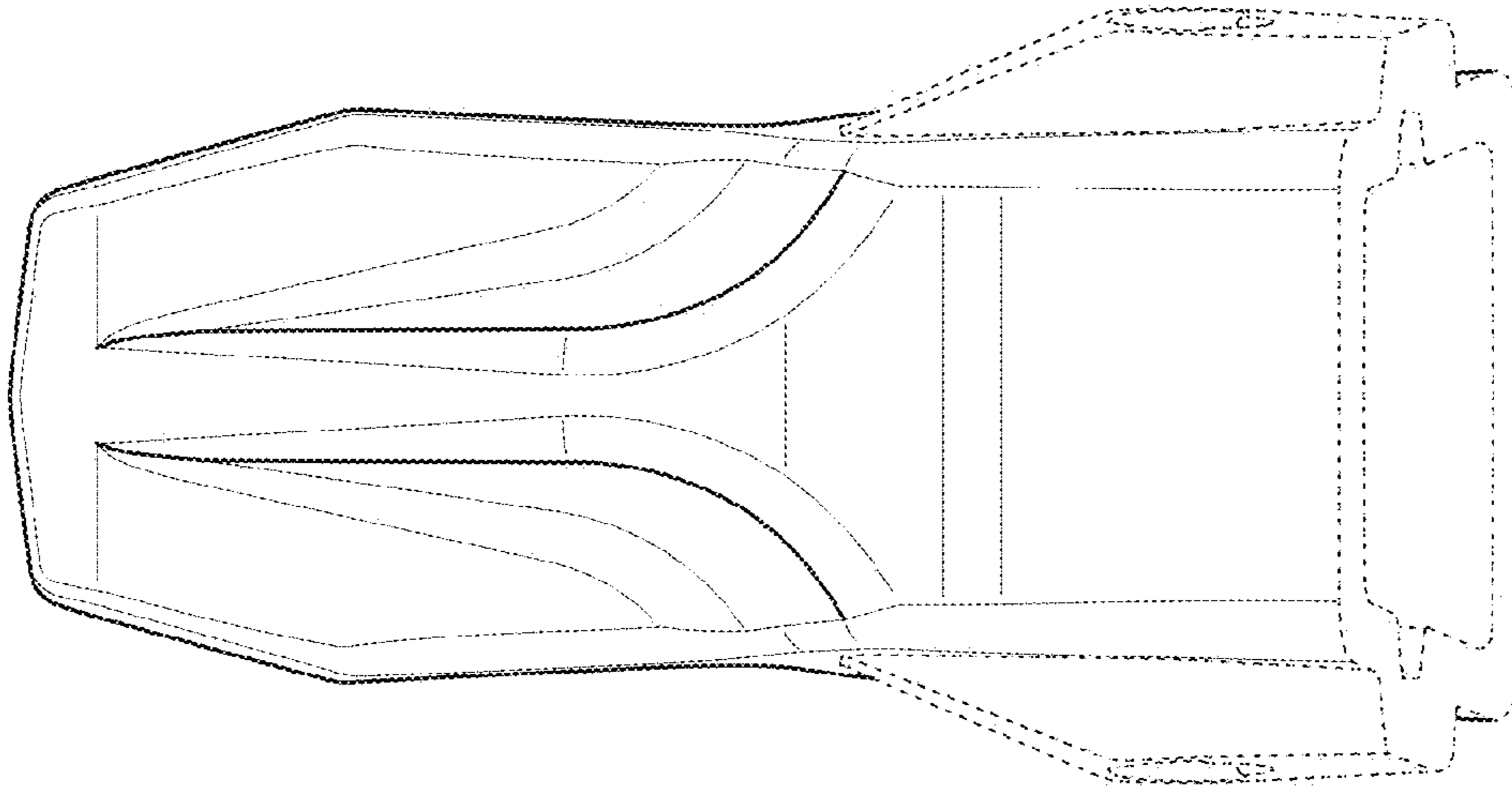


FIG. 7

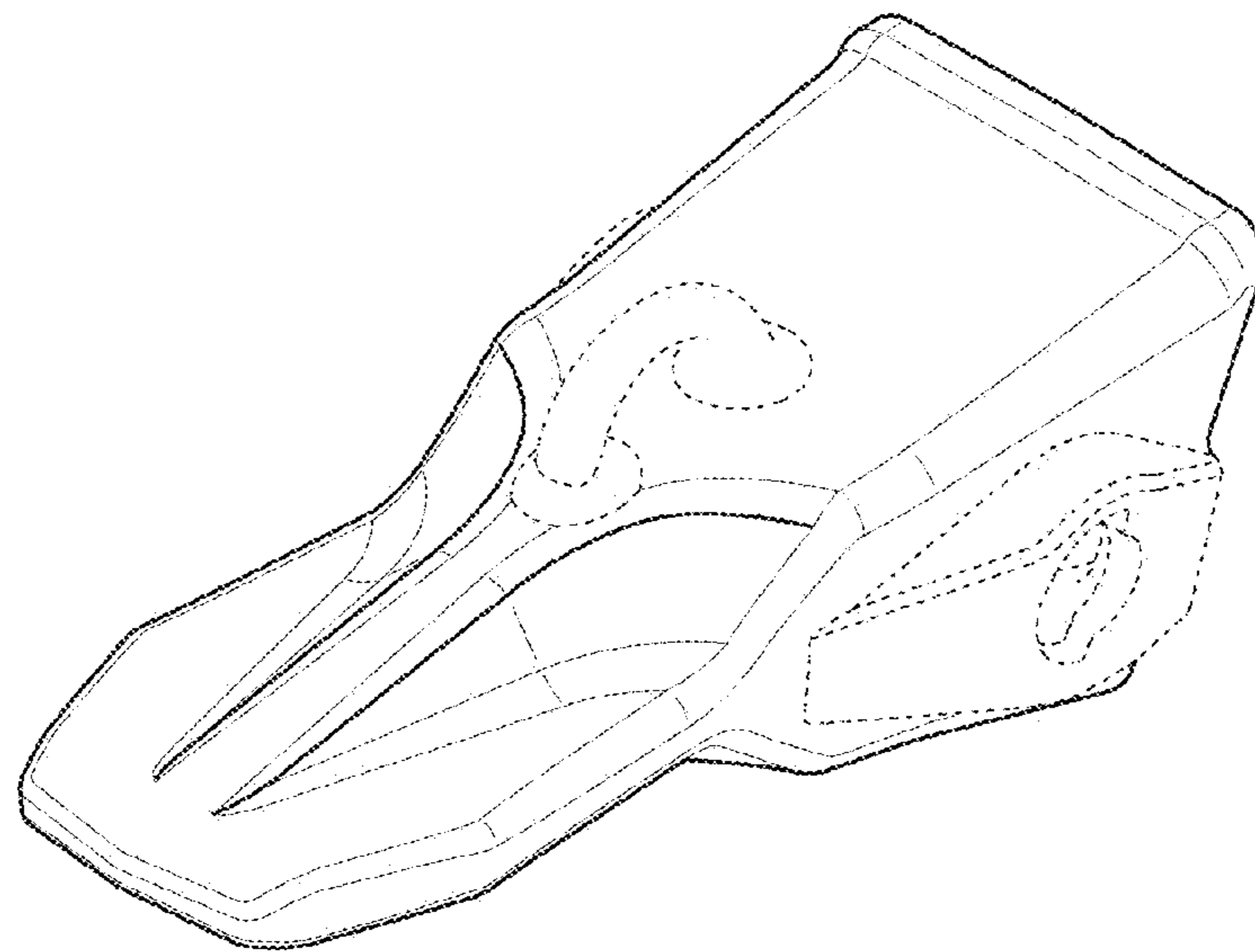


FIG. 8

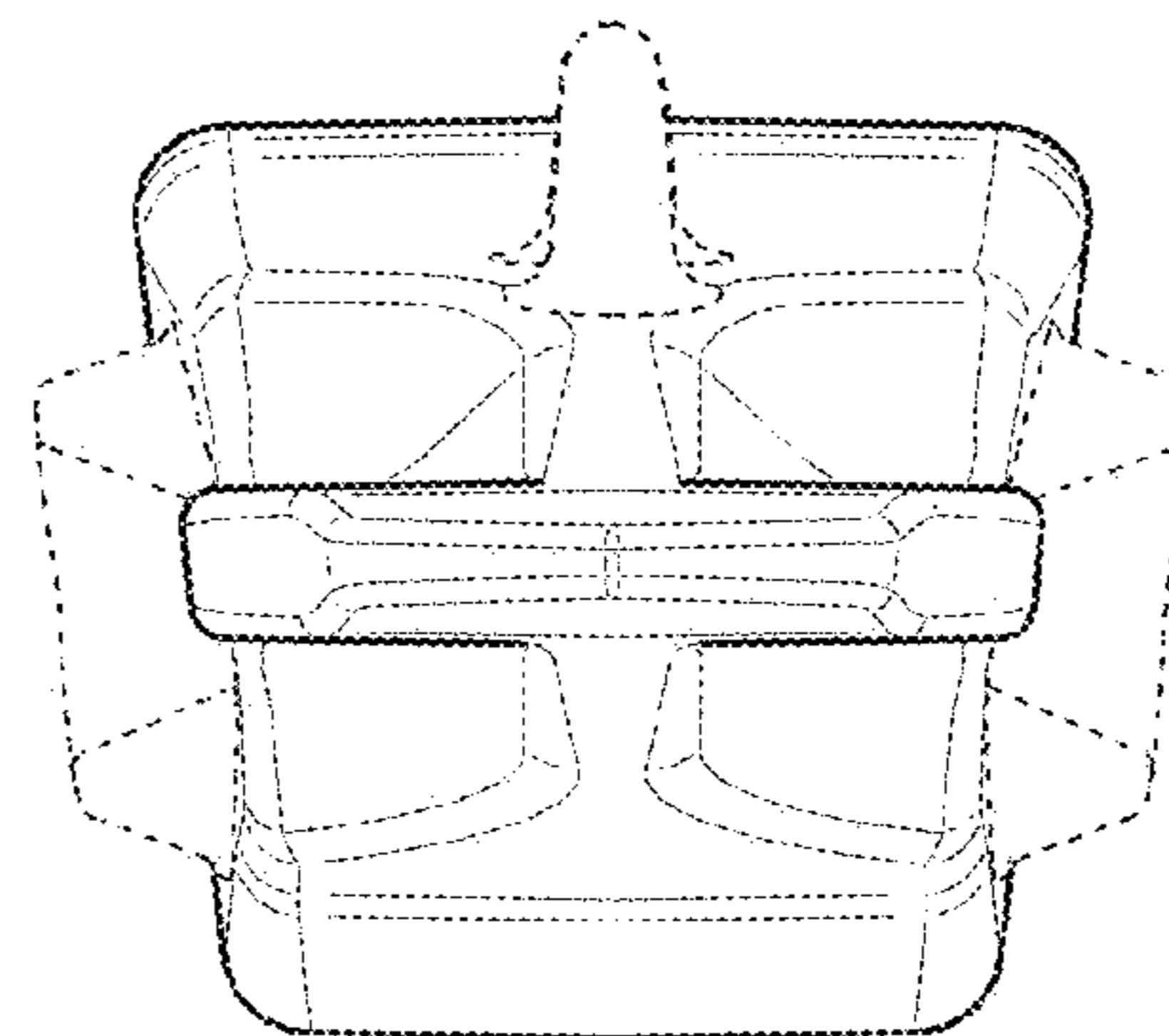


FIG. 9

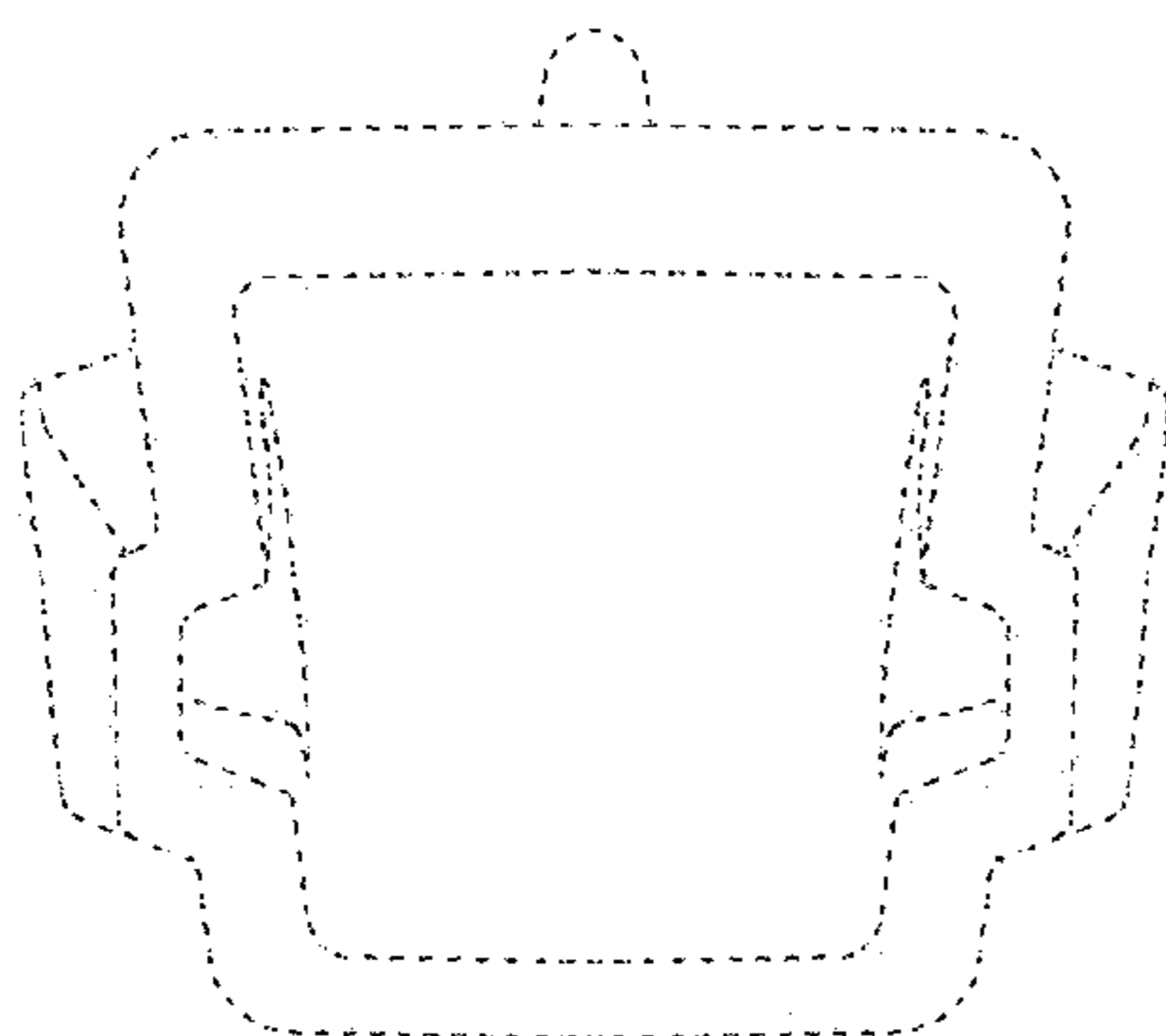


FIG. 10

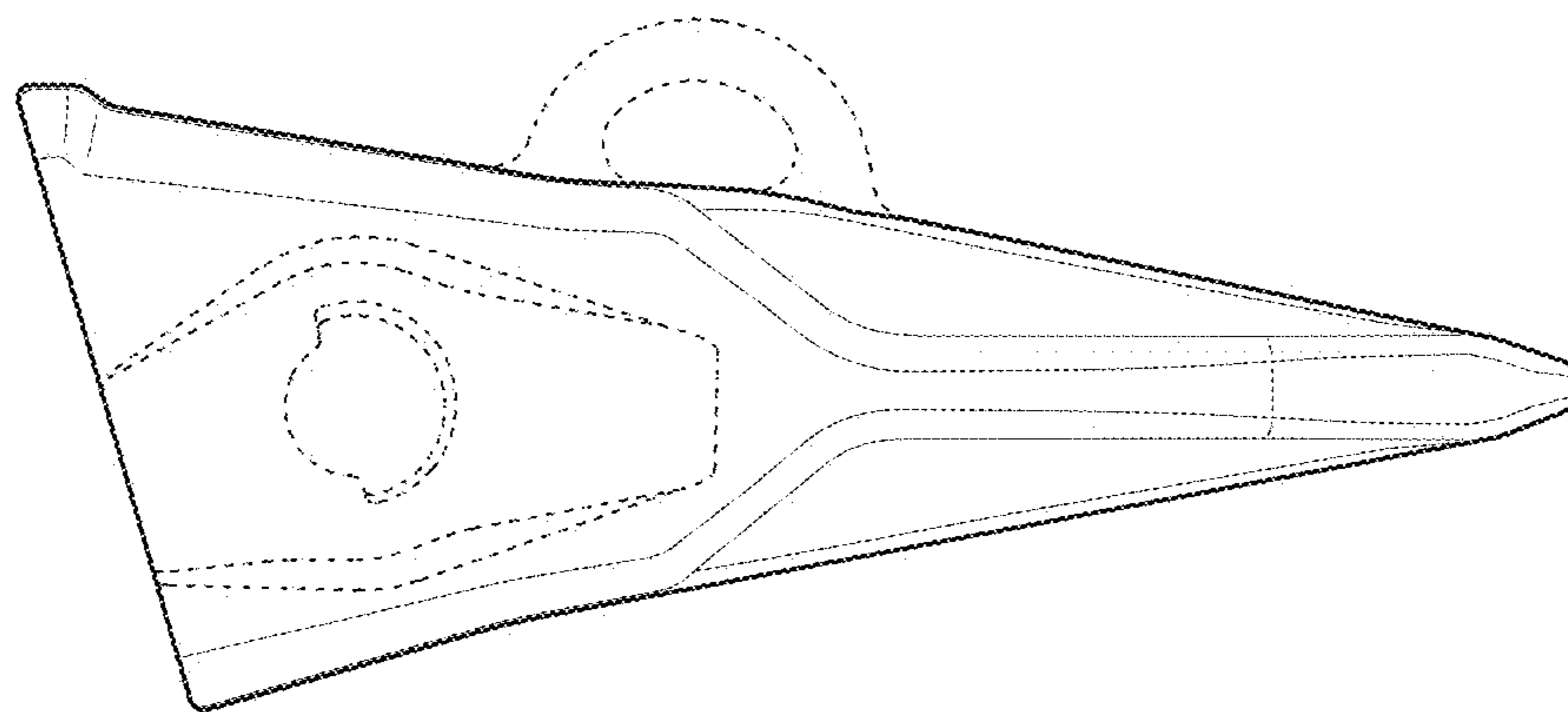


FIG. 11

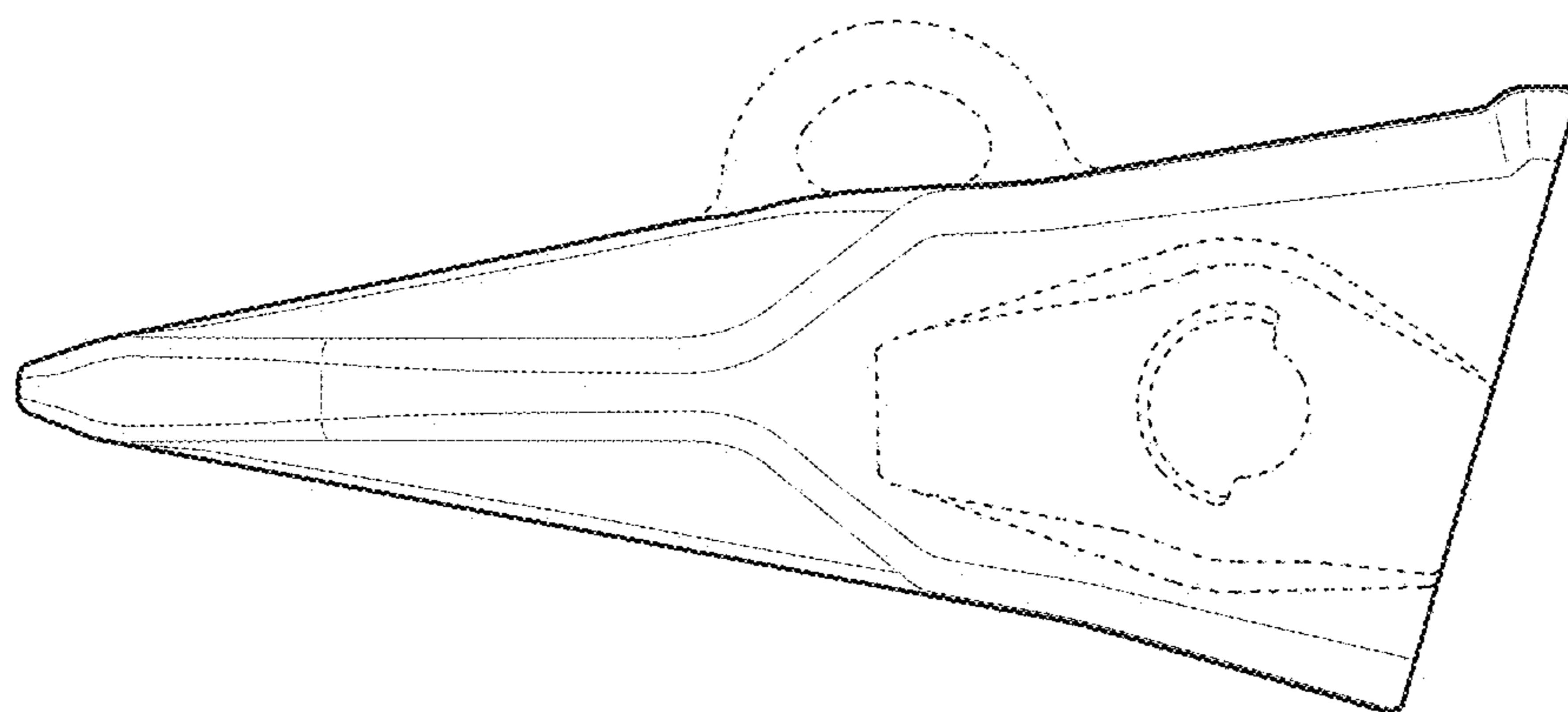


FIG. 12

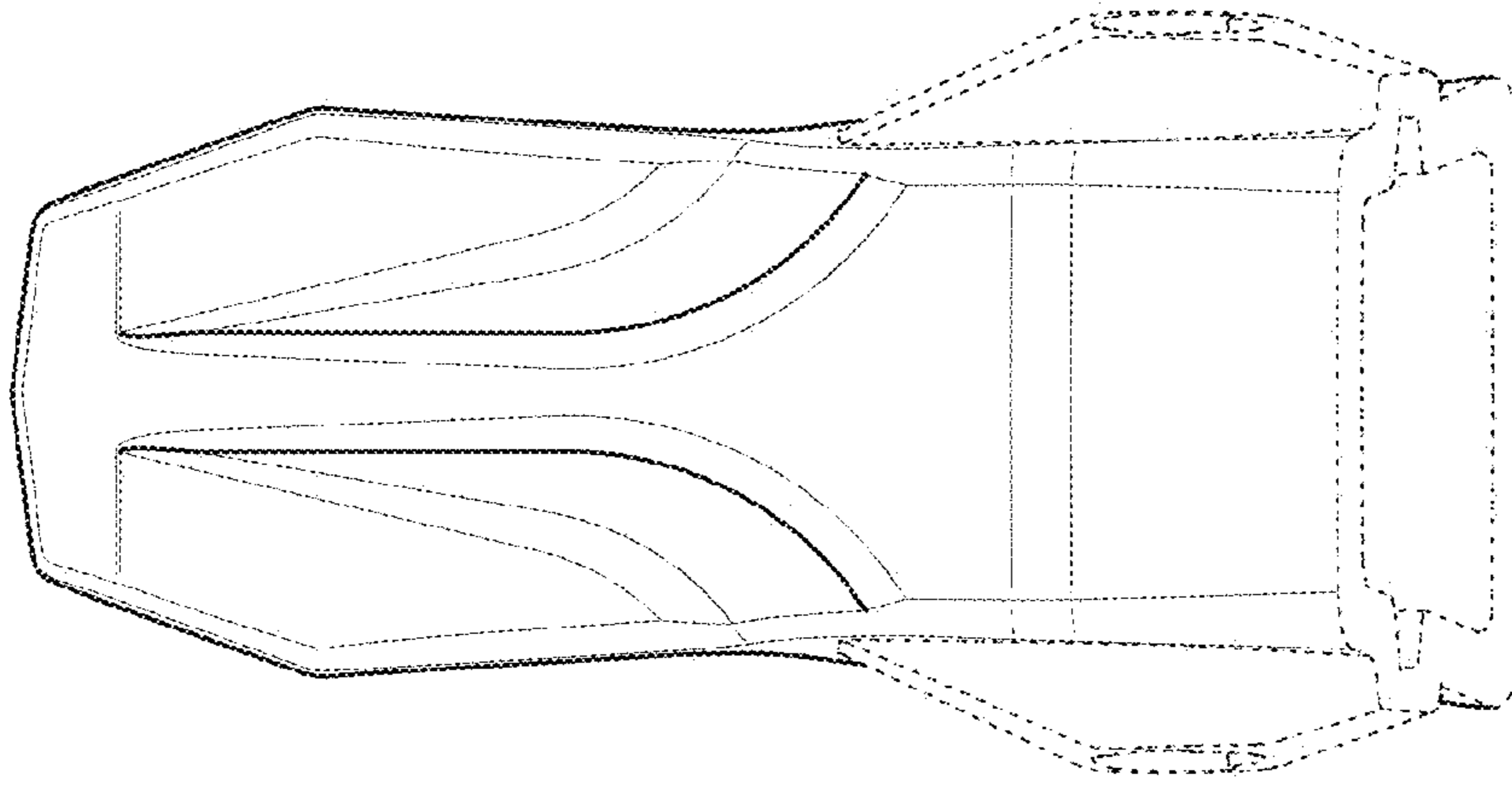


FIG. 14

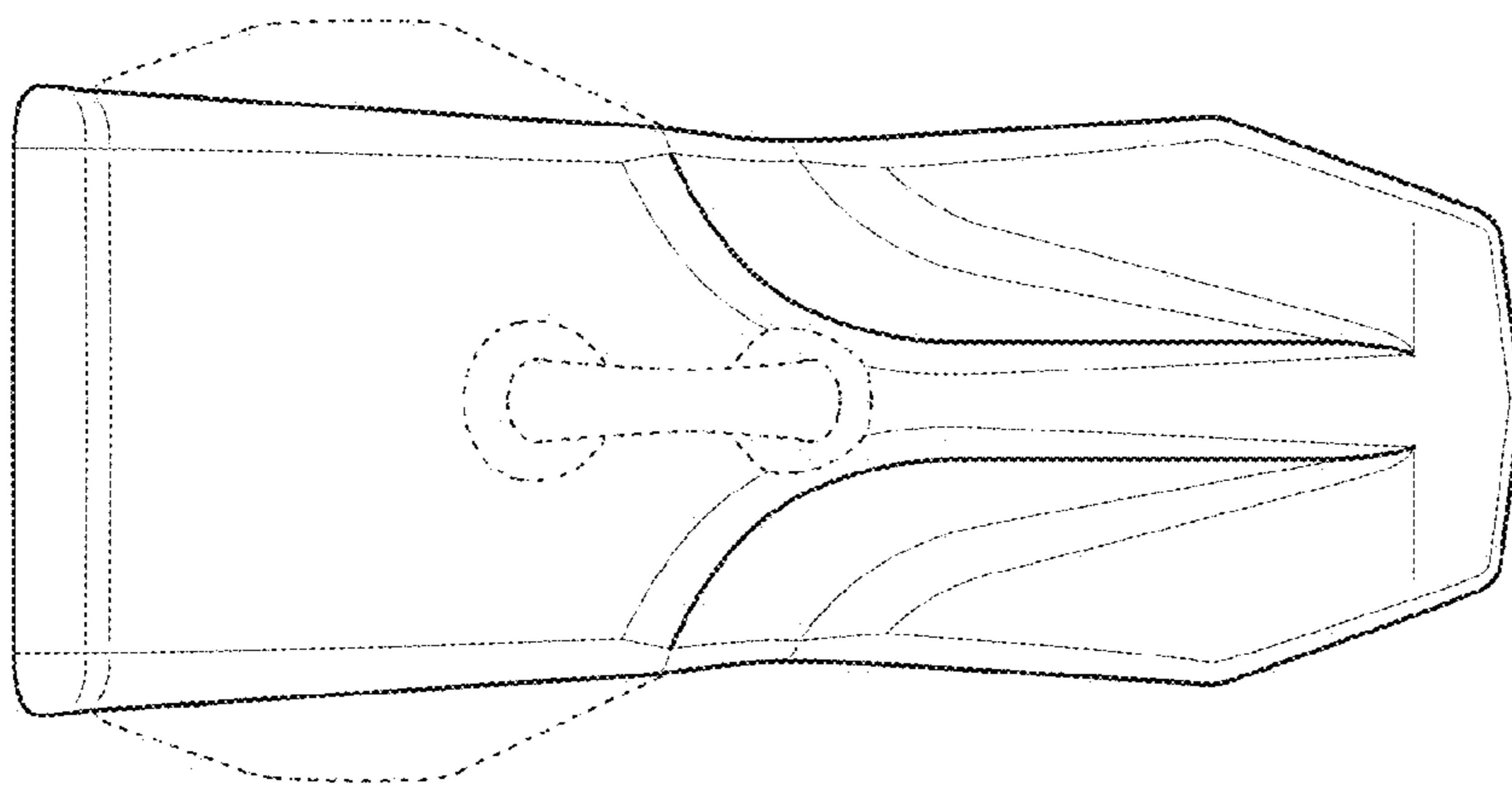


FIG. 13

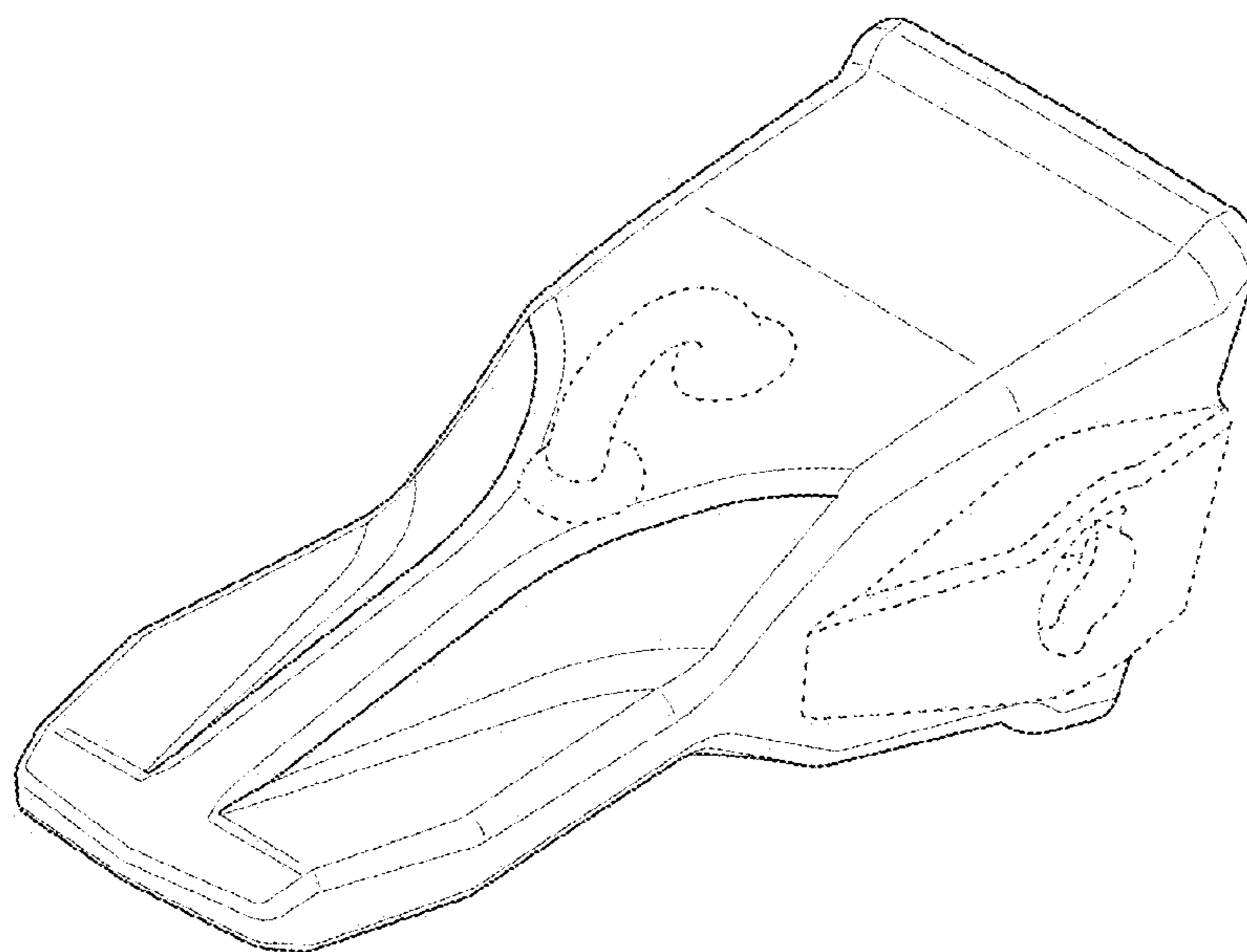


FIG. 15

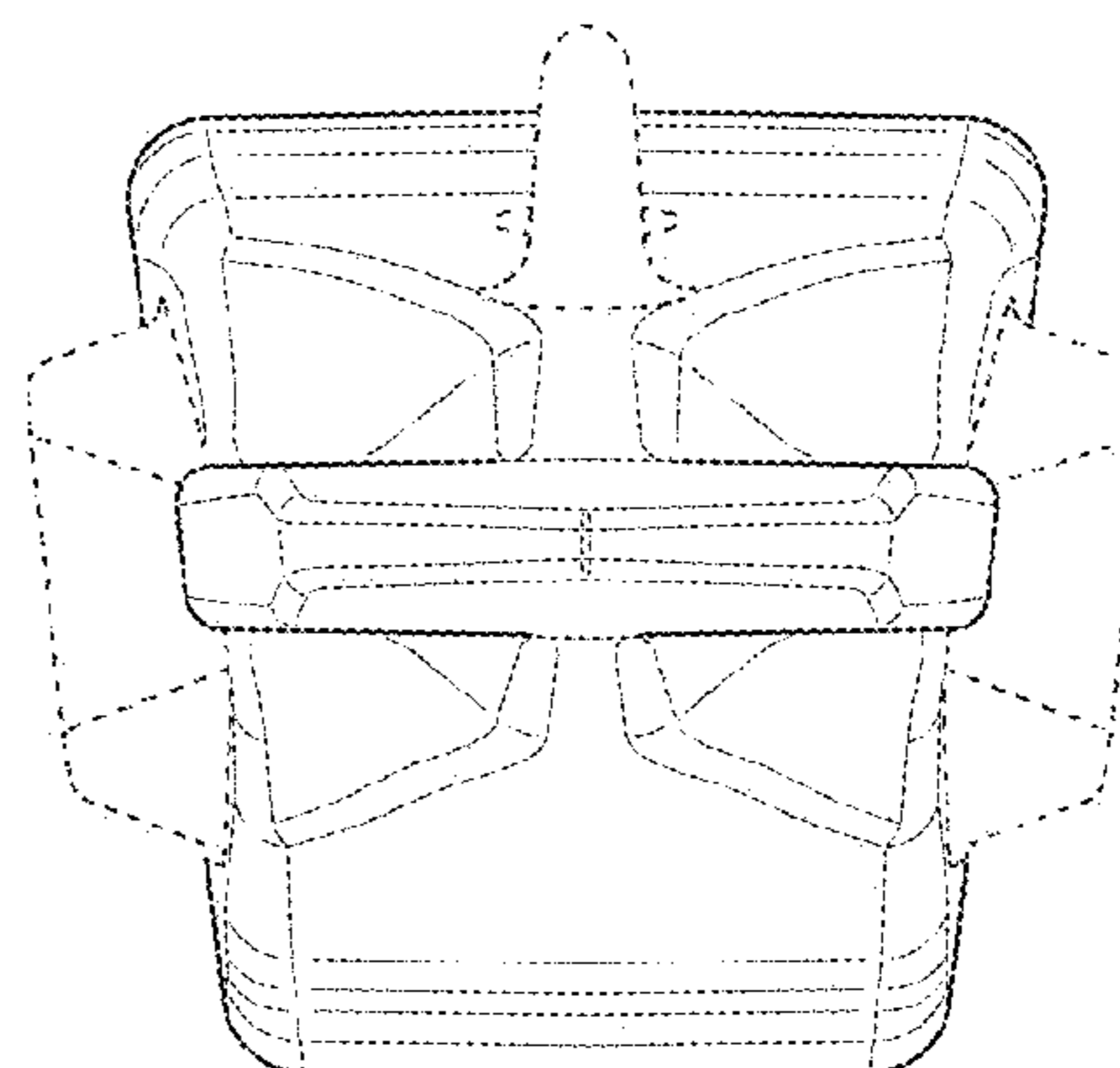


FIG. 16

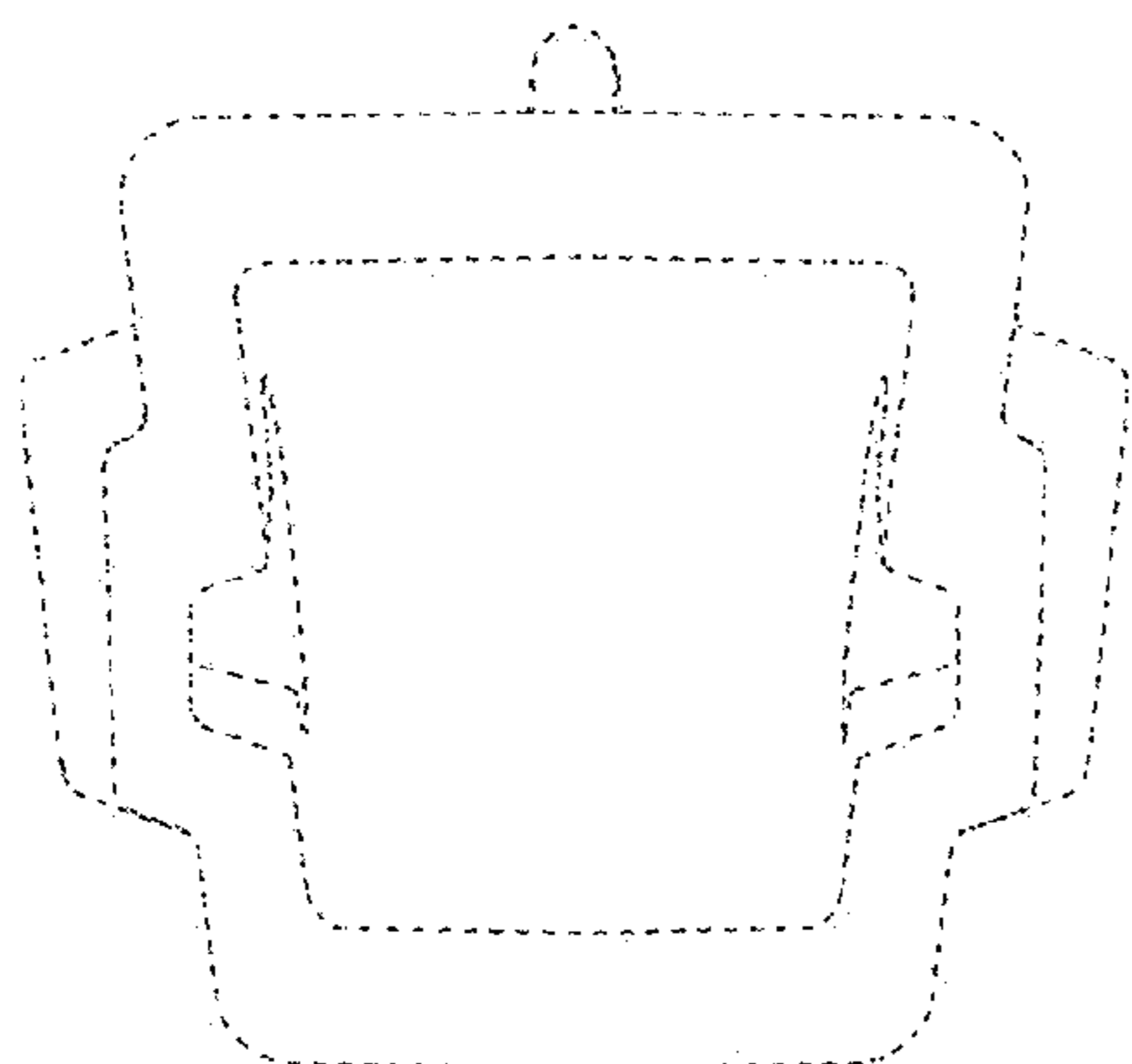


FIG. 17

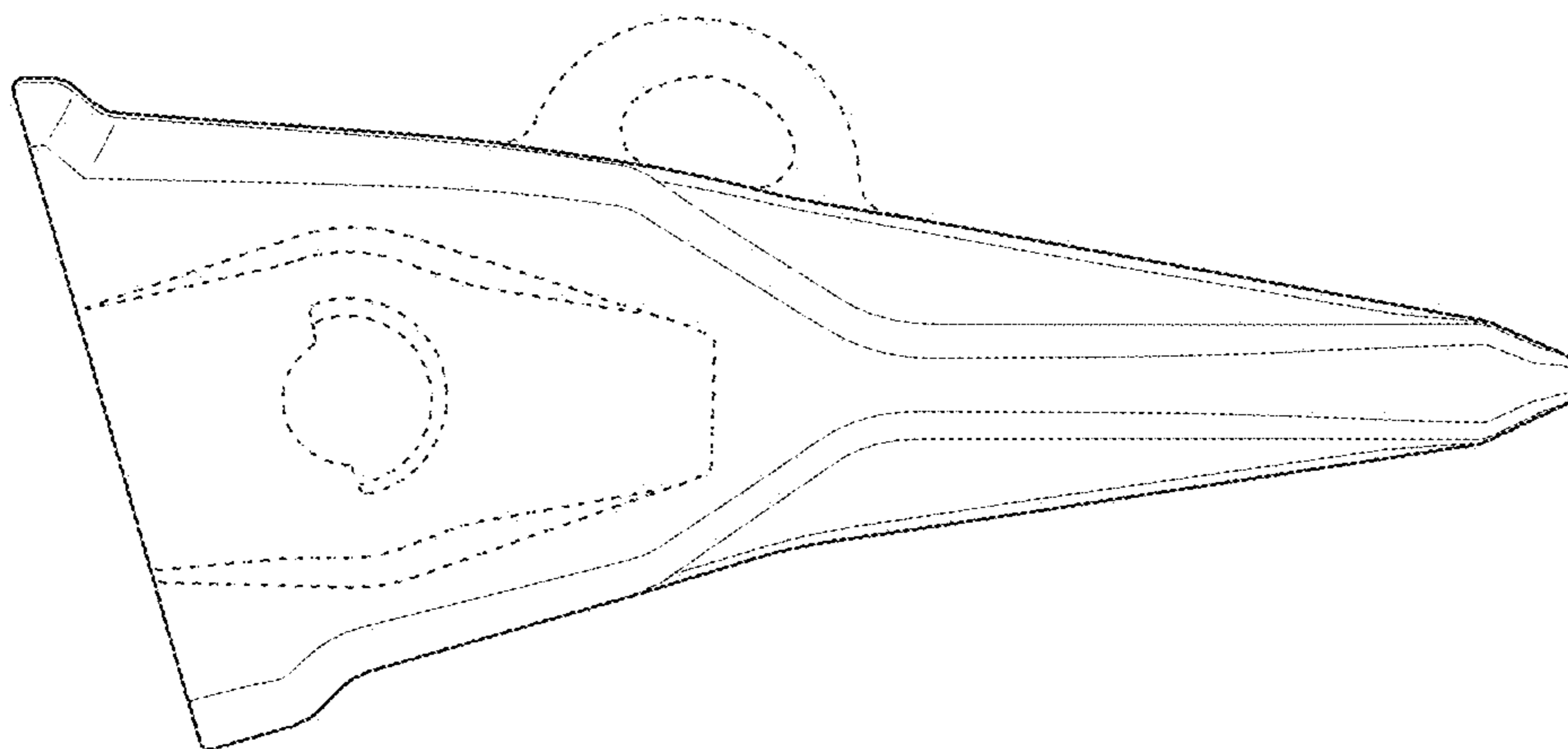


FIG. 18

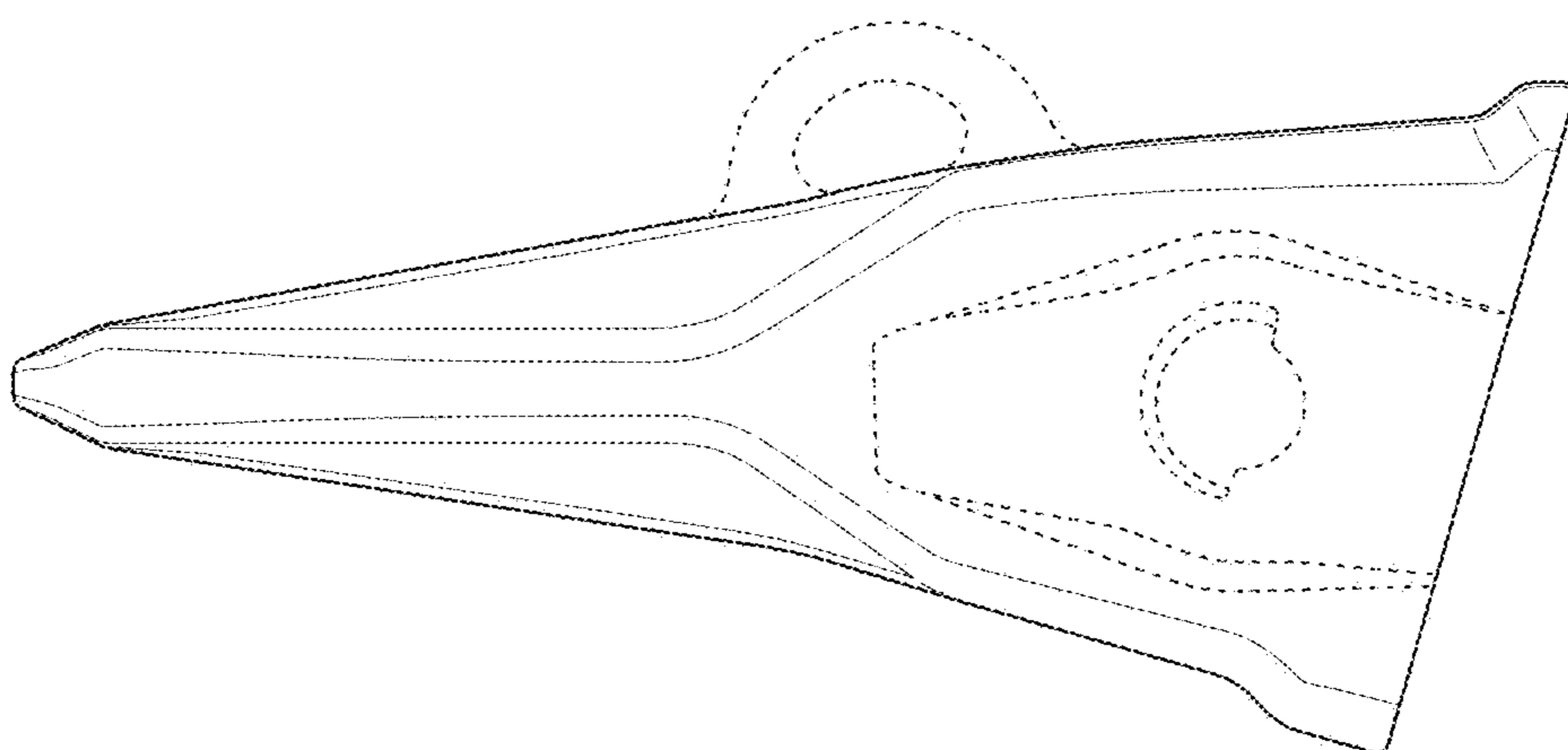


FIG. 19

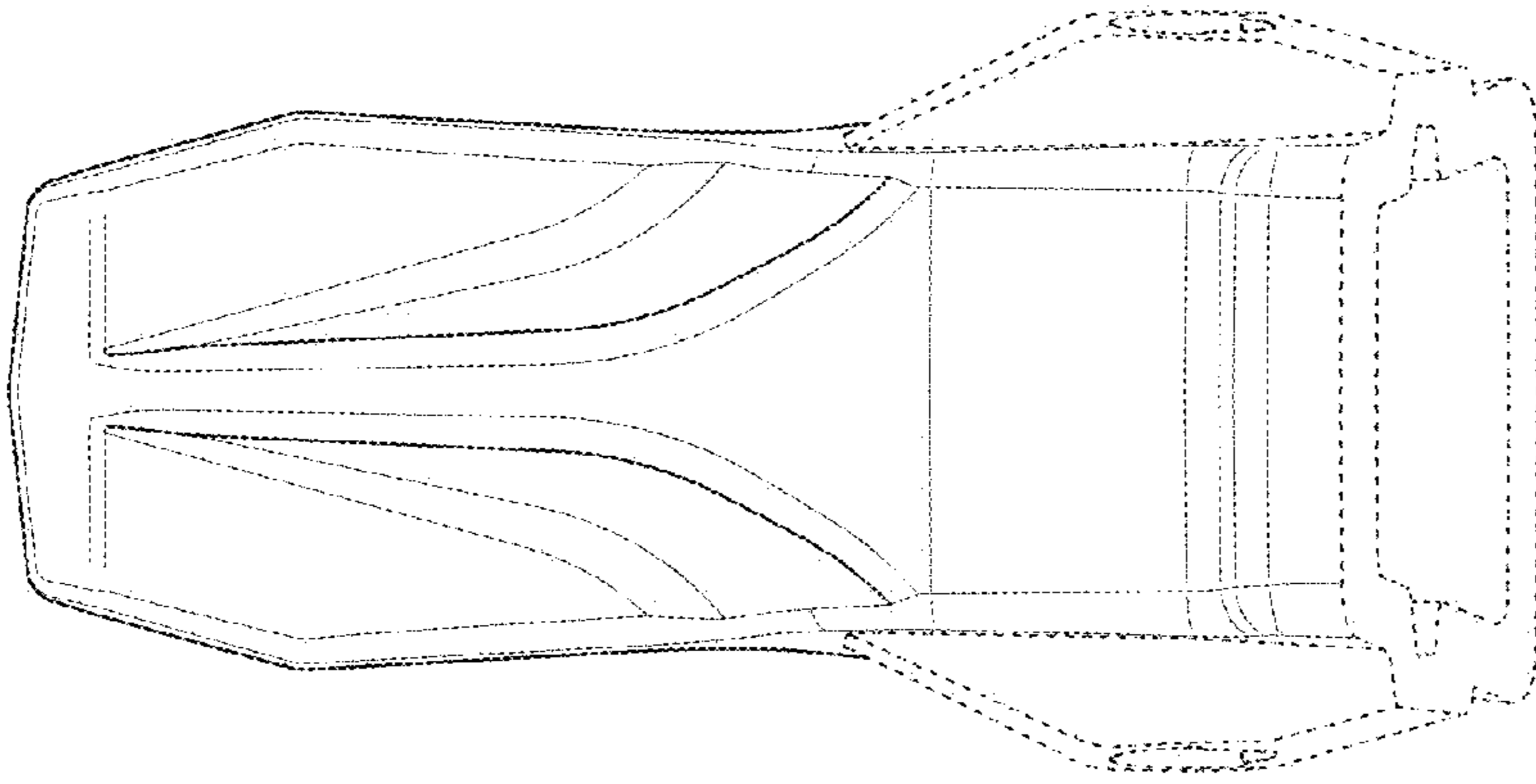


FIG. 21

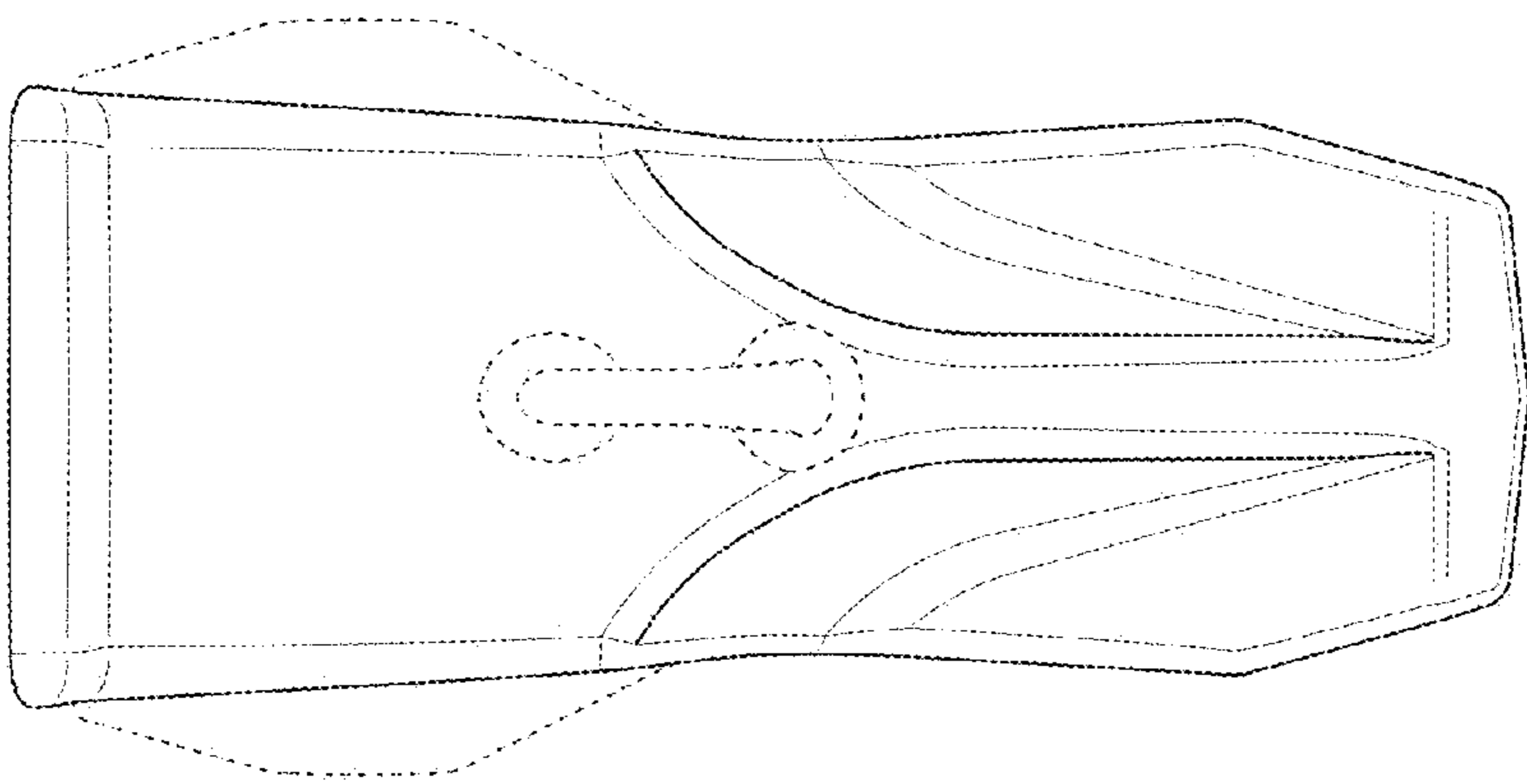


FIG. 20

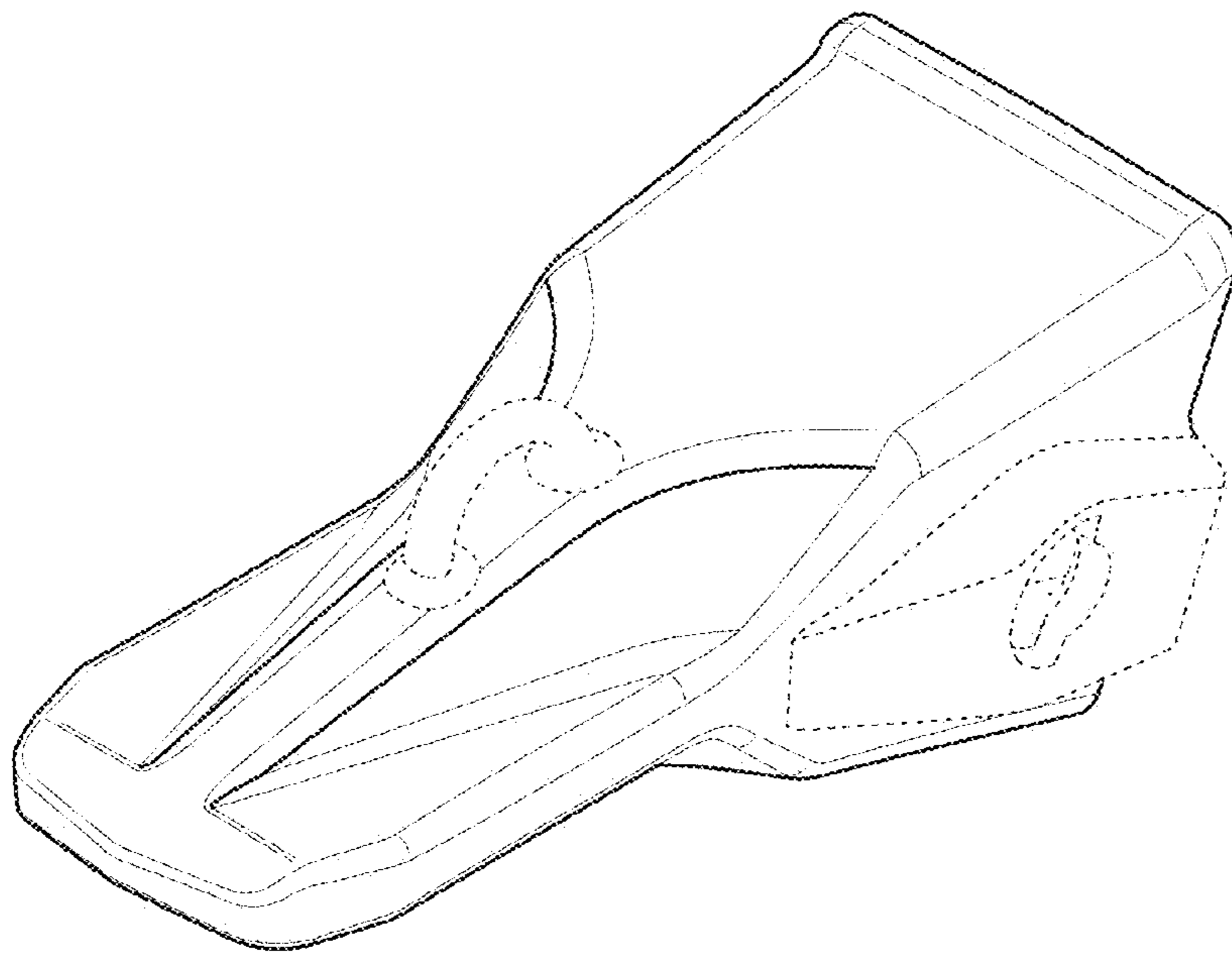


FIG. 22

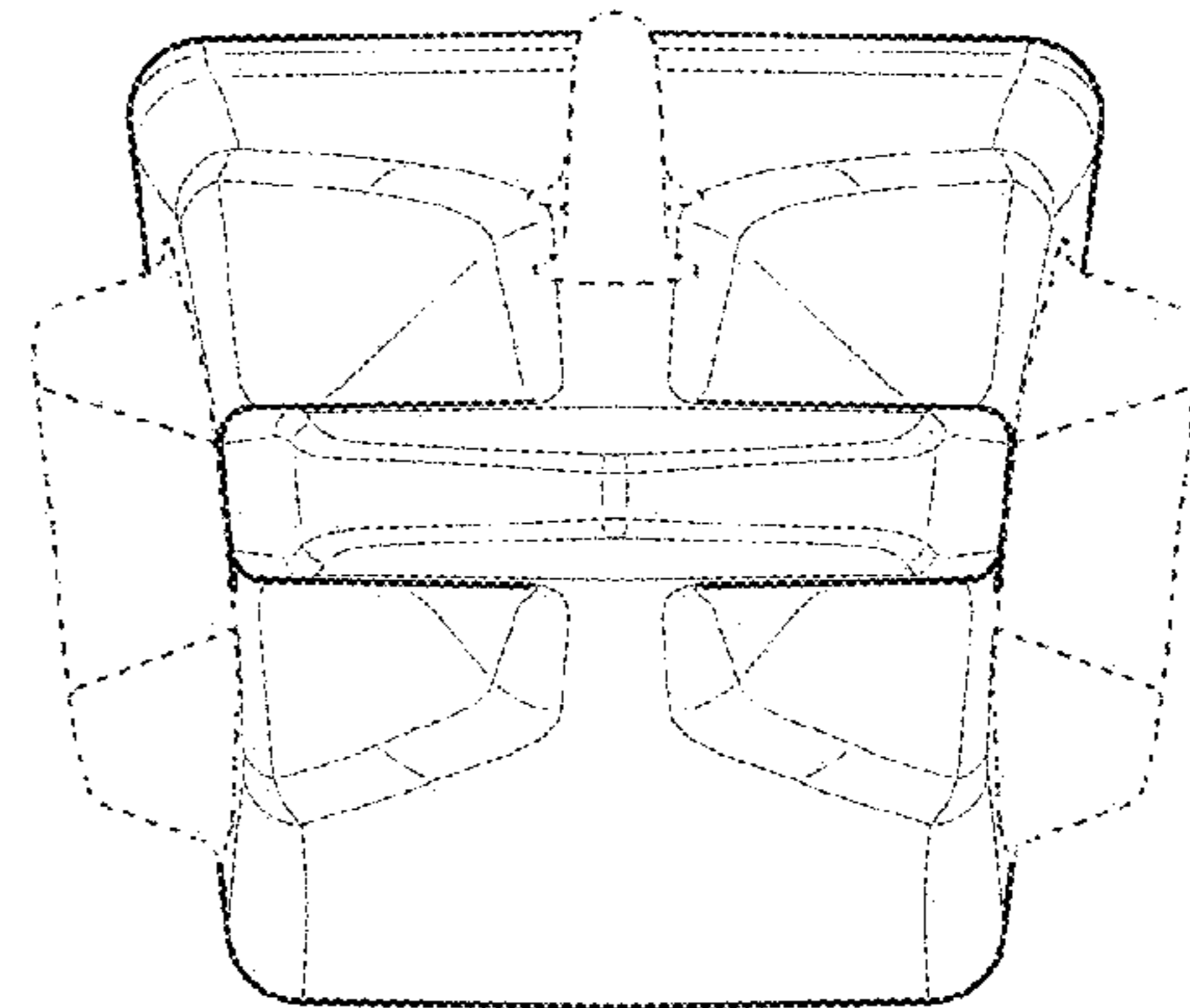


FIG. 23

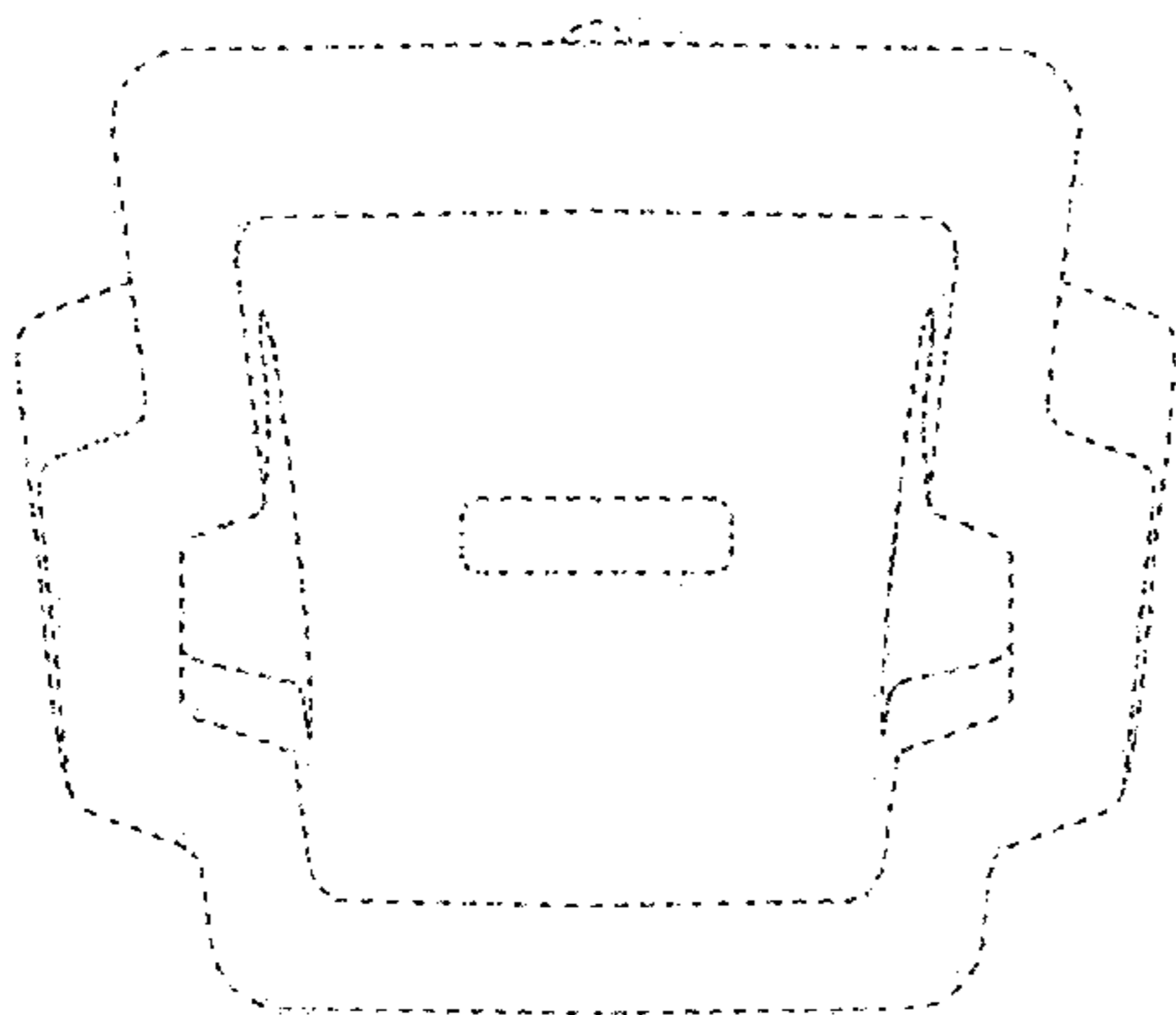


FIG. 24

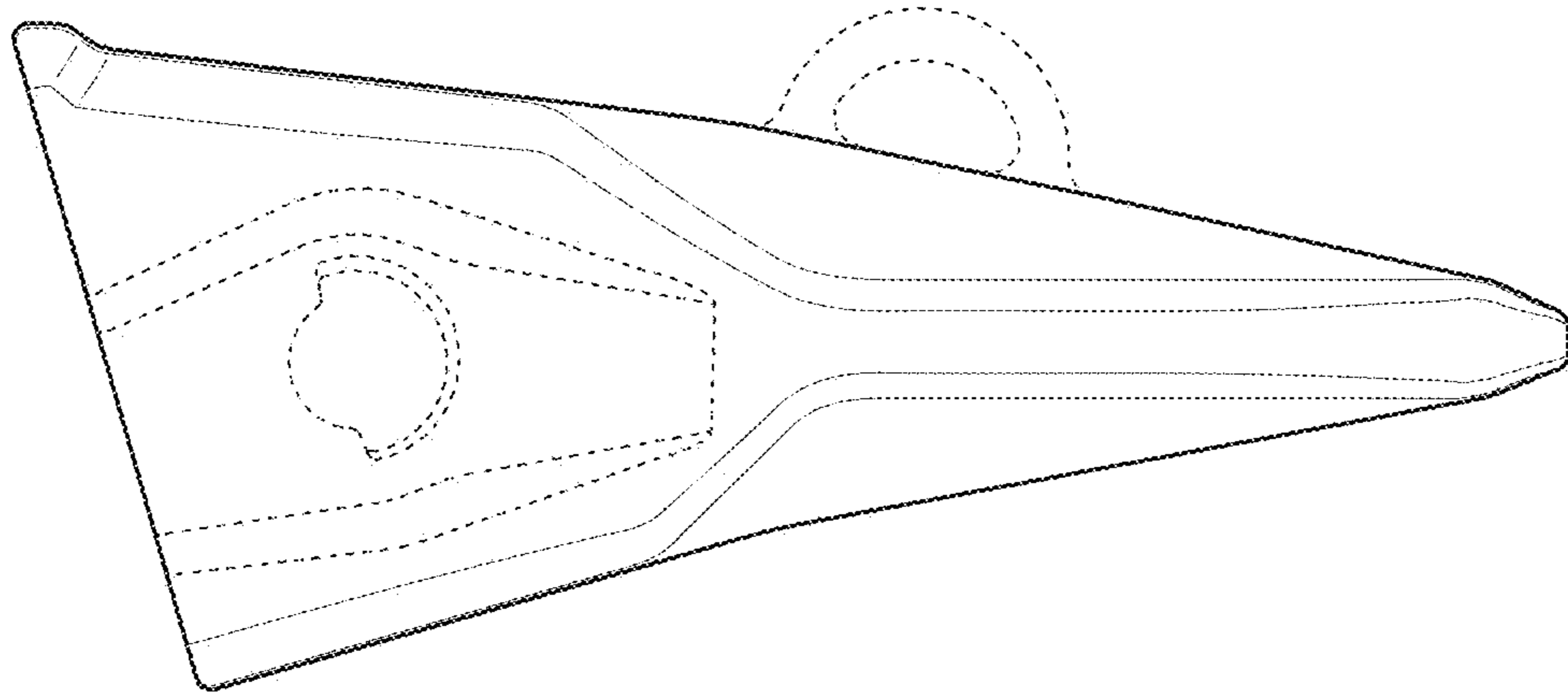


FIG. 25

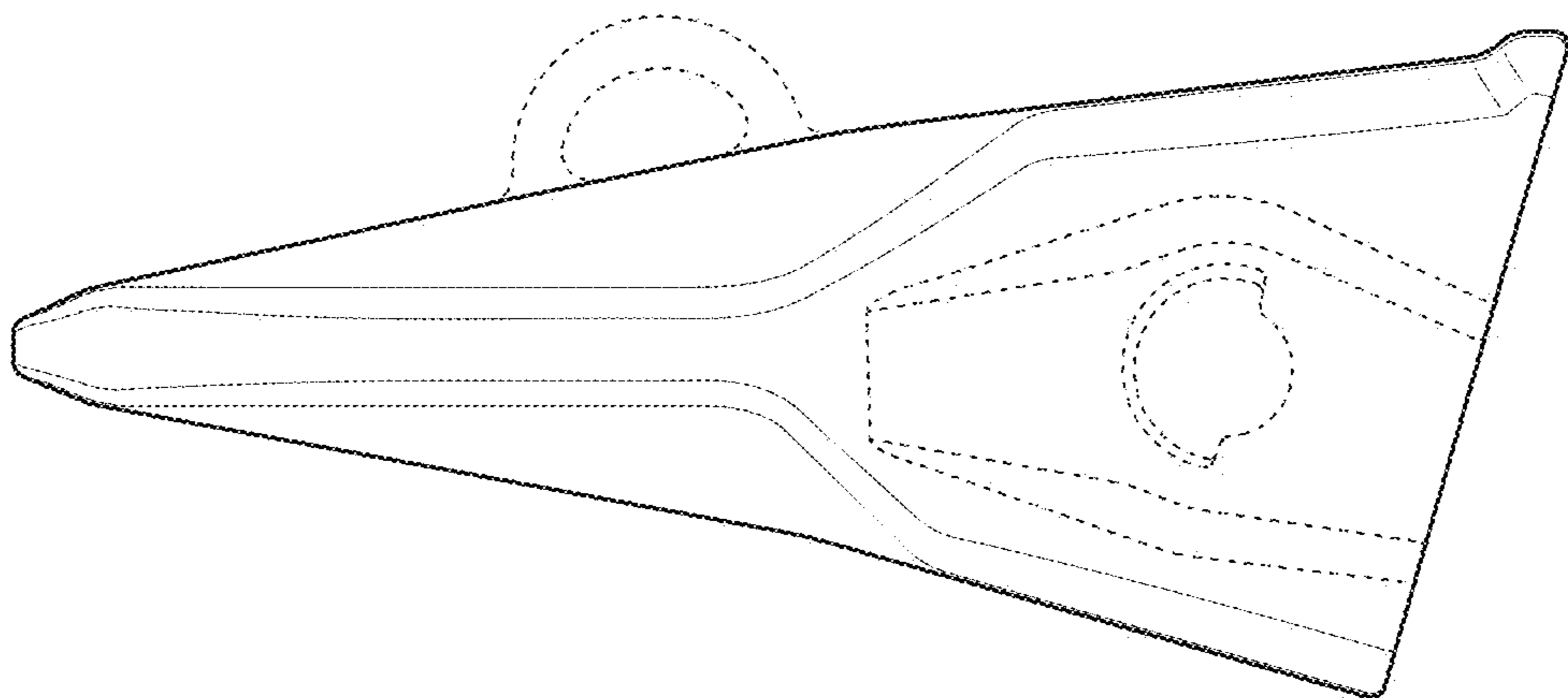


FIG. 26

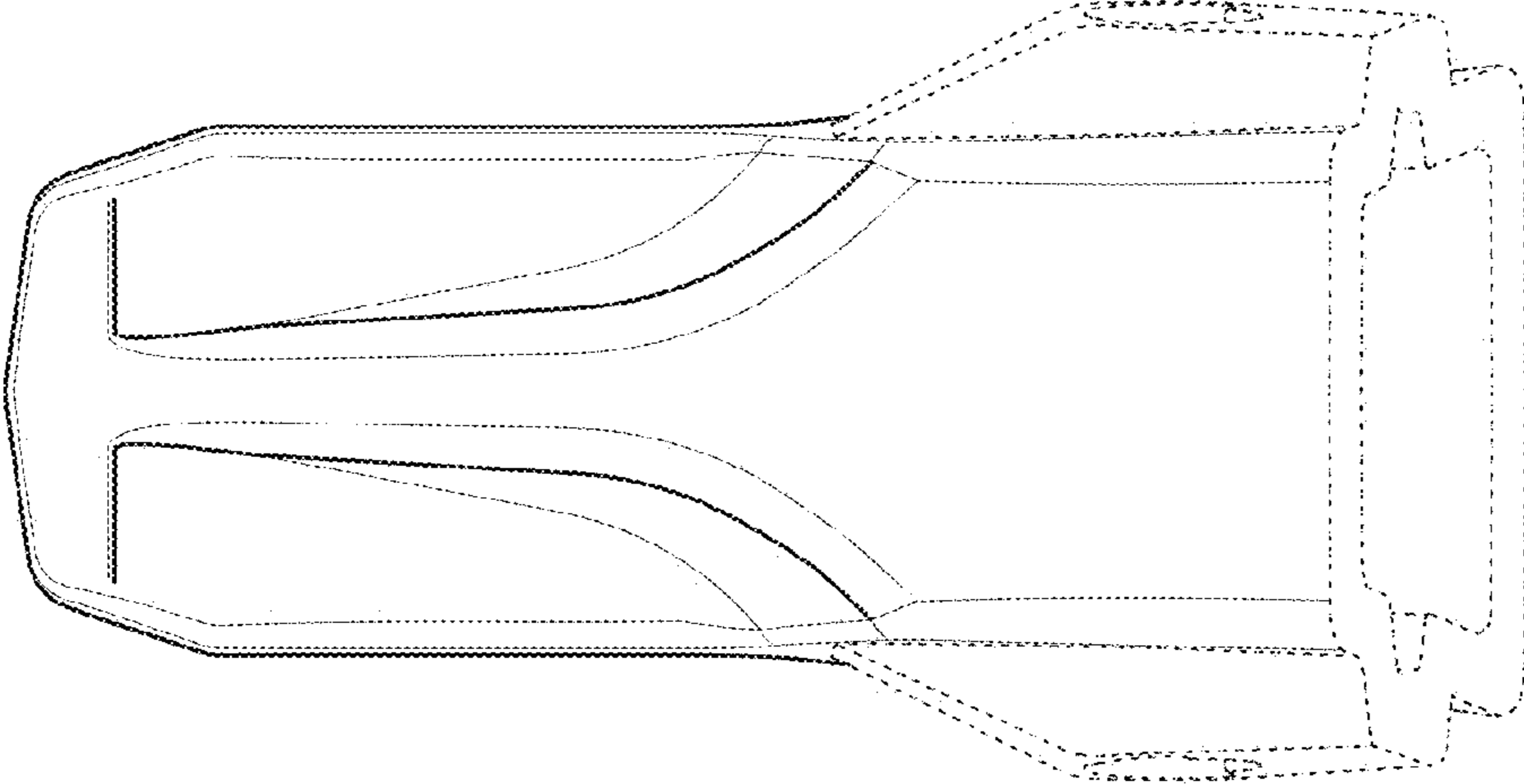


FIG. 27

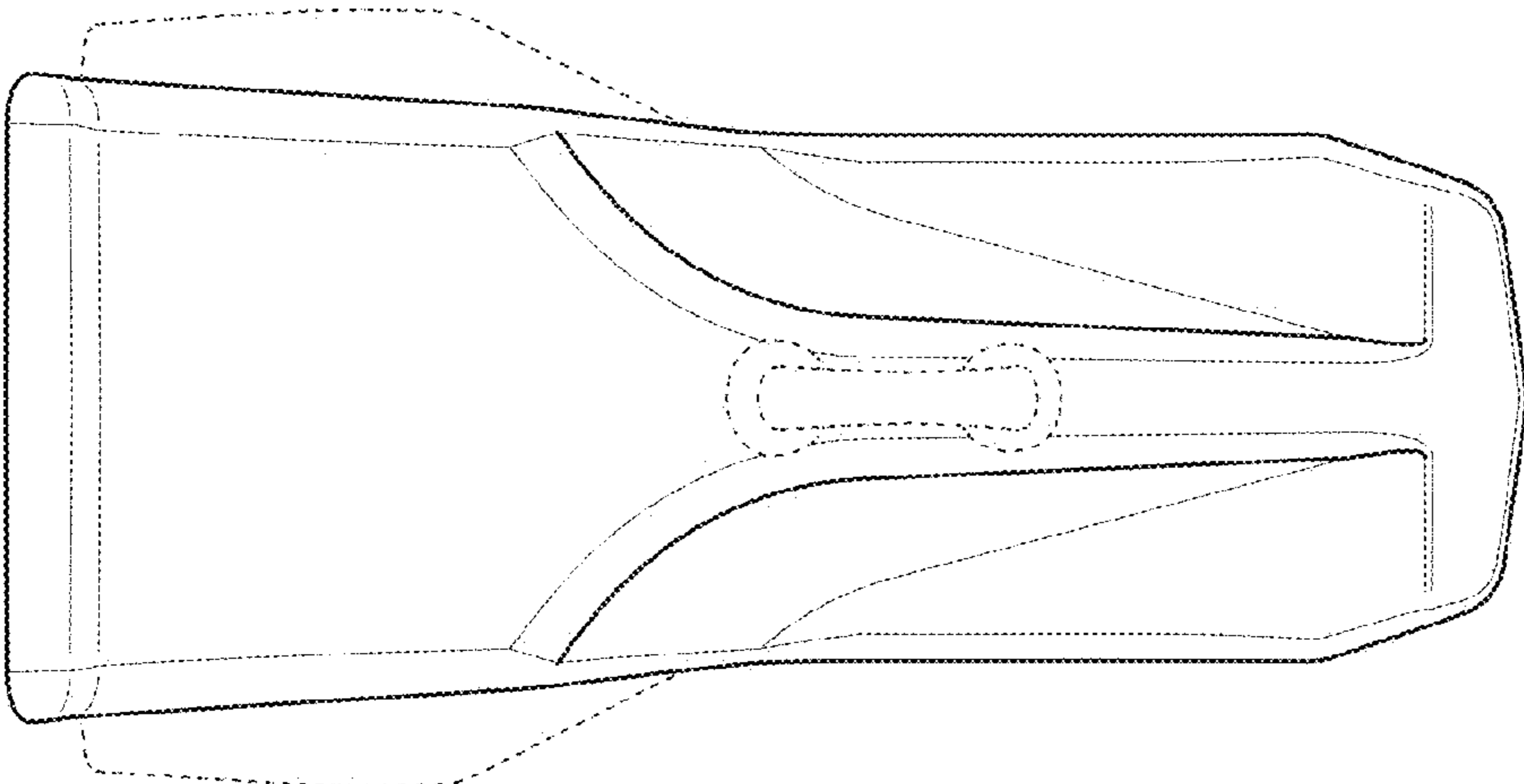


FIG. 28